


 Price List

Low Voltage Distribution Products

With effect from April 01st, 2026

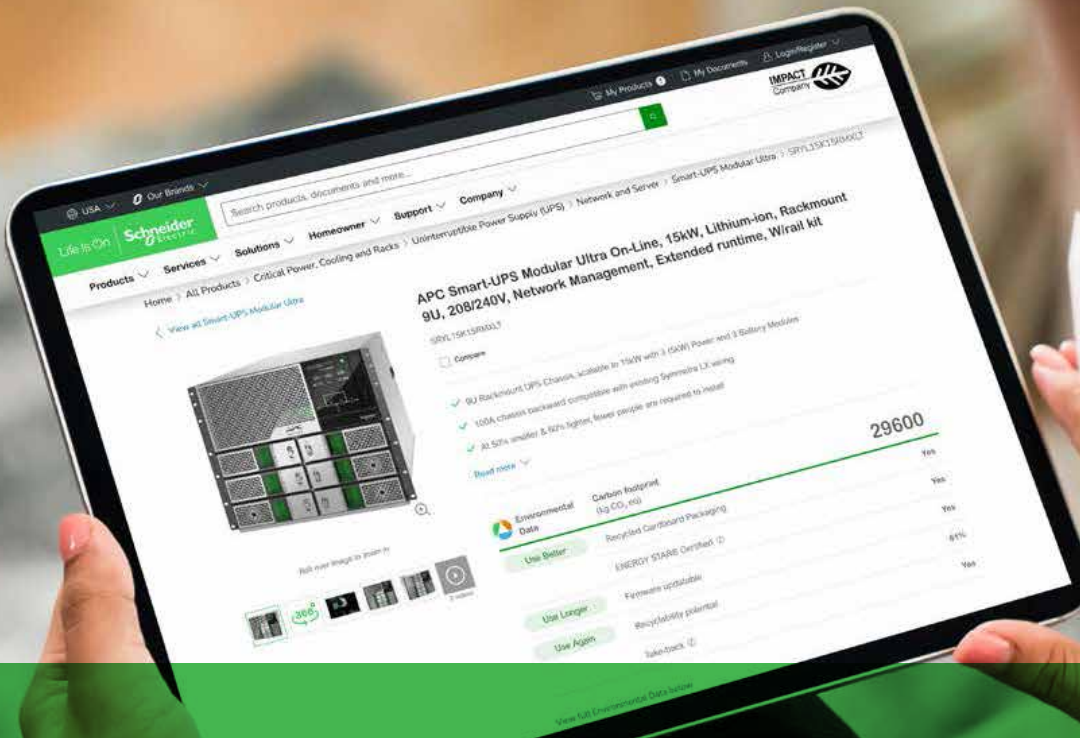


se.com/in

EasyPact CVS:	
■ Range Overview (up to 630A)	10
■ EasyPact CVS Fixed Thermal Fixed Magnetic (16A -250A)	11
■ MCCBs for Distribution Network	12
■ EasyPact CVS Switch Disconnecter Version	16
■ EasyPact CVS 500V DC	16
■ Accessories	17
■ Range Overview (800A to 1250A)	20
■ MCCB for Distribution Network	22
Moulded Case Circuit Breakers:	
ComPact NSX:	
■ Range Overview (up to 630A)	29
■ MCCBs for Distribution Network	30
■ Circuit Breakers for Motor Protection	33
■ Accessories	35
■ Unique Modular Ground Fault Protection	38
ComPact NS:	
■ Range Overview	41
■ New Gen Compact NS	42
EasyPact EZC	43
Earth Leakage Protection:	
■ Vigirex - Earth Leakage Protection Relay	44
Switch Disonnector:	
■ ComPact- INS & INV Switch Disconnectors	45
■ Switch Disonnector fuse units - range overview	46
■ FuPact Switch Disconnecter and Accessories	47
Air Circuit Breakers:	
MasterPacT MTZ Active:	
■ Range Overview	49
■ TransferPacT UC (ATS Kit) 	51
EasyPact NW:	
■ Range Overview	52
■ Draw-out type Circuit breakers and Switch Disconn. (800-4000A)	54
■ Fixed type Circuit breakers & Switch Disconnectors (800-4000A)	56
■ Accessories	58
■ Draw-out type Circuit breakers and Switch Disconn. (630-1600A)	59
■ Fixed type Circuit breakers & Switch Disconnectors (630-1600A)	60
Automatic Transfer Switch:	
■ Range Overview	63
■ ASCO 7000 SERIES IEC Medium Voltage	64
■ ATS (ASCO) Series 7000/300	66
■ ATS WOTPC	67
■ TransferPacT Active Automatic	69
■ TransferPacT Active Automatic Coordination Table	71
■ WATSN (ATS and RTS)	76
■ WATSN Coordination Table	77



Environmental Data Program

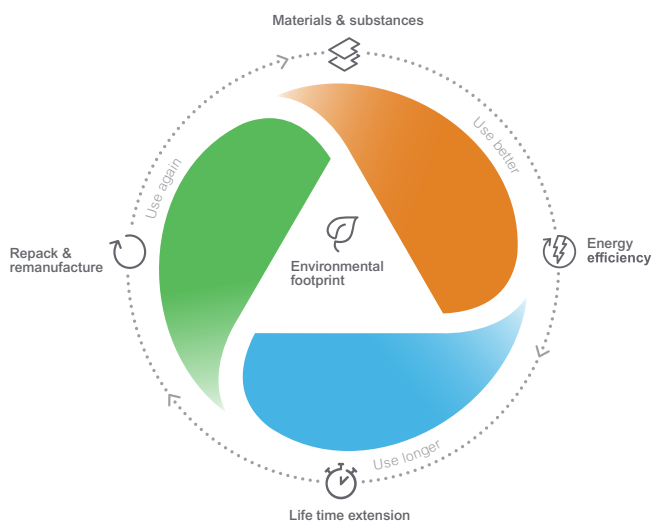


Next-level transparency for better-informed product choices

The Environmental Data Program is a framework for how we measure, categorize, and compare the environmental attributes and footprint of our products.

Using a rigorous, fact-based methodology, the program provides environmental data from across the product lifecycle.

Five data categories across the product lifecycle



Use Better: How sustainable a product is, including environmental footprint, materials and substances, packaging, and energy efficiency.

Use Longer: How a product's life time can be effectively extended in terms of reparability and updatability.

Use Again: How a product can be reused, from dismantling and remanufacturing to recyclability and manufacturer take back.

With this transparent, verified data, customers and partners are empowered to make conscious environmental choices and accurately evaluate and report on sustainability performance.

All our hardware offers have an associated environmental data available on se.com product pages.



Product Selector

-Select Schneider products through digital tool

Product selector is an online software tool embedded in Schneider website or in distributor's website to help selecting the right product with its accessories. Product Selector aims at providing a fast, secure and smart way of selecting products. It includes the selection of the basic frame, control unit, accessories and Digital Modules. Compared with the traditional way of filling up order forms or specifying customer functions, it brings the following benefits:

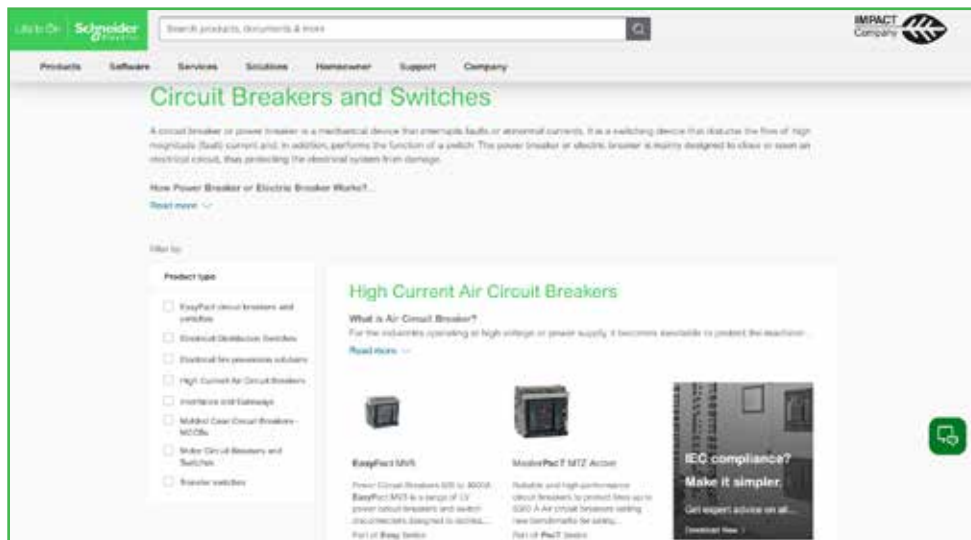
Easy access: no login, direct access on Schneider's website or on the website of distributor

Reliable: The compatibility between the main product and the accessories is constantly tested

Wide coverage: more than 130 Schneider ranges are available (MasterPact)

Choose Products in simple steps:

1. Go to range page on se.com



2. Click on Launch Product Selector



MasterPact MTZ Active



MasterPact MTZ with
MicroLogic Active.
Ready to act.

Safety

Energy Reduction Maintenance Settings (ERMS) enhance protection against arc flash hazards

Application-specific integrated circuits (ASICs) increase IP safety, improve reliability, and reduce cost

NFC **Near Field Communication (NFC)** provides remote access via a smartphone and the EcoStruxure Power Device app

Flexibility

USB-C port allows **quick setup** and reflects latest communications best practices

User-friendly interface facilitates operation, diagnostics, and maintenance

Alarms can be customized to voltage requirements of different machines and applications

Continuity

Industry-first QR code solution provides immediate access to the root cause of outages and advises the best action to remedy them

Fast-trip capability prevents power overloads, safeguarding people and property

Simplicity

Field-swappable control unit allows last-minute changeouts, eliminating entire breaker replacements and avoiding project delays

Intuitive control unit allows quick setting of all protection functions

EasyPact™ CVS

Molded-case circuit breakers and
switch-disconnectors from 16 to 630A



se.com/in

Schneider
Electric

INDERSONS, S-11 Rajouri Garden, New Delhi 110027 email: sales@indersonsindia.com

EasyPact CVS


Easy Choice for Quality and Value



- **EasyPact CVS** MCCBs upto 630A is the easy choice for all your most common electrical distribution applications
- **EasyPact CVS** also available with Electronic Trip release LSol from 40A to 250A
- Encapsulated double break roto technique ensures outstanding current limiting capability
- High electrical / mechanical endurance for enhanced service life
- Single accessory reference for different functions – on/off, trip and fault trip – improves shop floor efficiency
- Separate electrical fault indication for ease of fault diagnosis
- Class 2 front face, Locking in off position, Suitable for Isolation
- Optimized footprint in two frame sizes

Range Details:

- Breaking capacity 25kA to 50kA, $I_{cs} = 100\% I_{cu}$
- TMD, MA, Electronic trip units (LSol protection 40A to 630A)
- Electronic trip units (LSIG protection 25A to 630A)
- 3P & 4P versions available
- Common accessories upto 630A

- BIS Certified 
- Ics = 100% Icu as per IEC 60947-2


Breaking Capacity as per IEC 60947-2	Rated Current	Three Pole Reference	Unit MRP [₹]	Four Pole Reference	Unit MRP [₹]
EasyPact CVS 100 to 250A Fixed Thermal Fixed Magnetic					
25kA	16A	LV510300FT	9810	LV510310FT	13630
	25A	LV510301FT	9810	LV510311FT	13630
	32A	LV510302FT	9810	LV510312FT	13630
	40A	LV510303FT	9810	LV510313FT	13630
	50A	LV510304FT	9810	LV510314FT	13630
	63A	LV510305FT	9810	LV510315FT	13630
	80A	LV510306FT	9810	LV510316FT	13630
	100A	LV510307FT	9860	LV510317FT	13630
	125A	LV516302FT	14420	LV516312FT	17660
	160A	LV516303FT	18820	LV516313FT	22570
200A	LV525302FT	24920	LV525312FT	31150	
Breaking Capacity as per IEC 60947-2	Rated Current	Three Pole Reference	Unit MRP [₹]	Four Pole Reference	Unit MRP [₹]
25kA	250A	LV525303FT	29160	LV525313FT	35680




Breaking Capacity as per IEC 60947-2	Rated Current	Three Pole Reference	Unit MRP [₹]	Four Pole Reference	Unit MRP [₹]
EasyPact CVS 100 to 250A Fixed Thermal Fixed Magnetic					
36kA	16A	LV510330FT	13410	LV510340FT	16750
	25A	LV510331FT	13410	LV510341FT	16750
	32A	LV510332FT	13410	LV510342FT	16750
	40A	LV510333FT	13410	LV510343FT	16750
	50A	LV510334FT	13410	LV510344FT	16750
	63A	LV510335FT	13410	LV510345FT	16750
	80A	LV510336FT	13410	LV510346FT	16750
	100A	LV510337FT	13410	LV510347FT	16750
	125A	LV516332FT	14900	LV516342FT	18490
	160A	LV516333FT	19730	LV516343FT	23500
200A	LV525332FT	28420	LV525342FT	35190	
Breaking Capacity as per IEC 60947-2	Rated Current	Three Pole Reference	Unit MRP [₹]	Four Pole Reference	Unit MRP [₹]
36kA	250A	LV525333FT	31500	LV525343FT	39000

For details on non-standard references, technical parameters, stockable and non-stockable status, please contact Customer Care Centre.


NORMAL STOCK ITEMS

W.E.F. April 01st, 2026

- BIS Certified 
- Ics = 100% Icu as per IEC 60947-2

Breaking Capacity as per IEC 60947-2	Rated Current	Three Pole Reference	Unit MRP [₹]	Four Pole Reference	Unit MRP [₹]
EasyPact CVS 100 to 630A Overload Setting (Ir) 0.7 - 1 x In					
25kA	16A	LV510300 	11570	LV510310	16100
	25A	LV510301 	11570	LV510311 	16100
	32A	LV510302 	11570	LV510312 	16100
	40A	LV510303 	11570	LV510313 	16100
	50A	LV510304 	11570	LV510314	16100
	63A	LV510305 	11570	LV510315 	16100
	80A	LV510306 	11570	LV510316 	16100
	100A	LV510307 	11640	LV510317 	16100
	125A	LV516302 	17030	LV516312 	20840
	160A	LV516303 	22220	LV516313 	26630
200A	LV525302 	29410	LV525312	36770	
Breaking Capacity as per IEC 60947-2					
25kA	250A	LV525303 	34420	LV525313	42110
EasyPact CVS 100 to 630A Overload Setting (Ir) 0.7 - 1 x In					
36kA	16A	LV510330 	15830	LV510340	19780
	25A	LV510331 	15830	LV510341	19780
	32A	LV510332 	15830	LV510342 	19780
	40A	LV510333 	15830	LV510343 	19780
	50A	LV510334 	15830	LV510344	19780
	63A	LV510335 	15830	LV510345 	19780
	80A	LV510336 	15830	LV510346	19780
	100A	LV510337 	15830	LV510347 	19780
	125A	LV516332 	17570	LV516342	21820
	160A	LV516333 	23280	LV516343	27730
200A	LV525332	33530	LV525342 	41540	
Breaking Capacity as per IEC 60947-2					
36kA	250A	LV525333	37190	LV525343 	46020
	320A	LV540305	50840	LV540308 	63080
	400A	LV540306	51140	LV540309 	63640
	500A	LV563305 	57970	LV563308 	73420
	630A	LV563307 	66380	LV563310 	83780
EasyPact CVS 100 to 630A Overload Setting (Ir) 0.7 - 1 x In					
50kA	16A	LV510470 	21480	LV510480	26410
	25A	LV510471	21480	LV510481	26410
	32A	LV510472 	21480	LV510482 	26410
	40A	LV510473	21480	LV510483	26410
	50A	LV510474	21480	LV510484	26410
	63A	LV510475 	21480	LV510485 	26410
	80A	LV510476 	21480	LV510486	26410
	100A	LV510477 	21480	LV510487 	26410
	125A	LV516462 	27930	LV516467	30560
	160A	LV516463 	30220	LV516468	35990
200A	LV525452	39110	LV525457 	49140	
Breaking Capacity as per IEC 60947-2					
50kA	250A	LV525453	42060	LV525458 	51820
	320A	LV540315 	55080	LV540318	68090
	400A	LV540316 	55480	LV540319 	69340
	500A	LV563315 	64330	LV563318	81180
	630A	LV563317 	70080	LV563320 	91740


For Details on stockable and non-stockable status, technical parameter, please Contact Customer Care Centre

 NORMAL STOCK ITEMS

W.E.F. April 01st, 2026



EasyPact CVS 40 to 630A with Electronic Trip Unit ETS 2.2 and ETS 2.3

- BIS Certified 
- Ics = 100% Icu as per IEC 60947-2
- Suitable for Isolation
- Adjustable Overload from 0.4 to 1 x In
- Adjustable Short Circuit from 1.4 to 10 x Ir
- Adjustable Neutral Protection - N, N/2, OFF for 4 Pole MCCB
- Inbuilt Thermal Memory

Breaking Capacity Ics as per IEC 60947-2	Rated Current	Three Pole Reference	Unit MRP [₹]	Four Pole Reference	Unit MRP [₹]
EasyPact CVS 40 to 250A					
25KA	40	LV510550	30960	LV510580	39840
	100	LV510551	30960	LV510581	39840
	160	LV516505	39540	LV516508	50420
	250	LV525505	51960	LV525508	66640
36KA	40	LV510552	31470	LV510582	40020
	100	LV510553	31470	LV510583	40020
	160	LV516506	40240	LV516509	55610
	250	LV525506	54400	LV525509	75380
50KA	40	LV510554	37740	LV510584	51070
	100	LV510555	37740	LV510585	52610
	160	LV516507	47840	LV516510	62220
	250	LV525507	62130	LV525510	80740

Breaking Capacity Ics as per IEC 60947-2	Rated Current	Three Pole Reference	Unit MRP [₹]	Four Pole Reference	Unit MRP [₹]
EasyPact CVS 400 to 630A					
36 kA	400A	LV540505 <input checked="" type="checkbox"/>	64280	LV540506 <input checked="" type="checkbox"/>	82810
	630A	LV563505 <input checked="" type="checkbox"/>	70640	LV563506 <input checked="" type="checkbox"/>	93760
50 kA	400A	LV540510 <input checked="" type="checkbox"/>	70550	LV540511 <input checked="" type="checkbox"/>	91340
	630A	LV563510 <input checked="" type="checkbox"/>	76820	LV563511 <input checked="" type="checkbox"/>	100440

For details on non-standard references, technical parameters, stockable and non-stockable status, please contact Customer Care Centre.

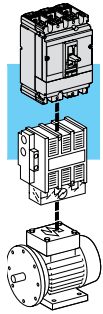
NORMAL STOCK ITEMS

W.E.F. April 01st, 2026

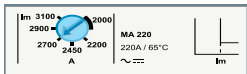
BIS Certified 

Circuit Breakers for Motor Protection

Breaking Capacity 50kA, Ics=100%Icu



Current Rating	Magnetic setting	2.5	6.3	12.5	25	50	100	150	220	320	500	
CVS 100	Im = In x ...	6....14 x In										
CVS 160/250								9....14 x In				
CVS 400										6....13 x In		
CVS 630											6....13 x In	



Frame 1	2.5 to 220A
Frame 2	320 to 500A

With Magnetic Trip Unit MA Type

Breaking Capacity Ics as per IEC 60947-2	Rated Current	Three Pole Reference	Unit MRP [₹]
50kA	2.5A	LV510450	15840
	6.3A	LV510451	15840
	12.5A	LV510452 <input checked="" type="checkbox"/>	17220
	25A	LV510453 <input checked="" type="checkbox"/>	22900
	50A	LV510454 <input checked="" type="checkbox"/>	23240
	100A	LV510455 <input checked="" type="checkbox"/>	23610
50kA	150A	LV516451 <input checked="" type="checkbox"/>	29880
	220A	LV525442 <input checked="" type="checkbox"/>	31510
	320A	LV540552 <input checked="" type="checkbox"/>	50170
	500A	LV563552	59710


For details on non-standard references, technical parameters, stockable and non-stockable status, please contact Customer Care Centre.

NORMAL STOCK ITEMS

W.E.F. April 01st, 2026



EasyPact CVS with built-in LSIG Electronic trip unit ETS 6

- BIS Certified 
- Rated Current, In (A) – 25, 40, 100, 160, 250, 400, 630
- Breaking capacity (I_{cu}=I_{cs}) (kA) at 415V – 25 (only up to 250A), 36, 50
- 3 Pole and 4 pole versions.
- Built-in μ P based trip unit having protection functions LSIG. Variable current setting for L,S,I and G and variable time delay setting for L,S and G.
- Neutral O/L protection possible with 3P MCCB (with External Neutral CT) and 4P MCCB
- Last Fault trip history on LCD screen of MCCB i.e Faulty phase, Type of Fault and interrupted current.

With ETS 6 Electronic trip unit (built in LSIG protection)

Breaking Capacity I _{cu} as per IEC 60947-2	Rated Current	Three Pole Reference	Unit MRP [₹]	Four Pole Reference	Unit MRP [₹]
25kA	25A	LV510600	On Request	LV510610	On Request
	40A	LV510608	51710	LV510618	60010
	100A	LV510609	51710	LV510619	60010
	160A	LV516600	59400	LV516610	73640
Breaking Capacity I _{cu} as per IEC 60947-2	Rated Current	Three Pole Reference	Unit MRP [₹]	Four Pole Reference	Unit MRP [₹]
25kA	250A	LV525600	70120	LV525610	86170
36kA	25A	LV510620	On Request	LV510630	On Request
	40A	LV510628	53890	LV510638	62550
	100A	LV510629	53890	LV510639	62550
	160A	LV516620	61560	LV516630	76340
Breaking Capacity I _{cu} as per IEC 60947-2	Rated Current	Three Pole Reference	Unit MRP [₹]	Four Pole Reference	Unit MRP [₹]
36kA	250A	LV525620	74210	LV525630	91380
	400A	LV540620	88650	LV540630	102660
	630A	LV563620	97050	LV563630	118340
50kA	25A	LV510640	On Request	LV510650	On Request
	40A	LV510648	58960	LV510658	70300
	100A	LV510649	58960	LV510659	70300
	160A	LV516640	70780	LV516650	84380
50kA	250A	LV525640	77760	LV525650	94120
	400A	LV540640	93050	LV540650	111070
	630A	LV563640	103000	LV563650	132990


For details on non-standard references, technical parameters, stockable and non-stockable status, please contact Customer Care Centre.

NORMAL STOCK ITEMS

W.E.F. April 01st, 2026

EasyPact CVS Switch Disconnecter Version



- BIS Certified  (upto 250A)
- Suitable for Isolation with positive contact indication as defined by standard IEC 60947-3.
- Compliance to utilization categories AC22A or AC23A
- Self protected due to high magnetic-set release
- Two frame sizes upto 630A
- Available in fixed version.
- Common Accessories as that of **EasyPact** CVS circuit breaker

Rated Current	Three Pole Reference	Unit MRP [₹]	Four Pole Reference	Unit MRP [₹]
100A	LV510425	11640	LV510426	14750
160A	LV516425	13880	LV516426	17470
Rated Current	Three Pole Reference	Unit MRP [₹]	Four Pole Reference	Unit MRP [₹]
250A	LV525425	29080	LV525426	38720
400A	LV540400	44980	LV540401	57250
630A	LV563400	51130	LV563401	68760

EasyPact CVS 500V DC* Application

Moulded Case Circuit Breakers for Distribution Network

Breaking Capacity as per IEC 60947-2	Rated Current	Three Pole Reference	Unit MRP [₹]	Four Pole Reference	Unit MRP [₹]
EasyPact CVS 100 to 630A Overload Setting (Ir) 0.7 - 1 x In					
Icu=70kA at(250VDC, 500VDC) Ics=100% Icu	16A	LV510470	21480	LV510480	26410
	25A	LV510471	21480	LV510481	26410
	32A	LV510472	21480	LV510482	26410
	40A	LV510473	21480	LV510483	26410
	50A	LV510474	21480	LV510484	26410
	63A	LV510475	21480	LV510485	26410
	80A	LV510476	21480	LV510486	26410
	100A	LV510477	21480	LV510487	26410
Icu=20kA at (250VDC,500VDC) Ics=25% Icu	125A	LV516462	27930	LV516467	30560
	160A	LV516463	30220	LV516468	35990
Icu=20kA at (250VDC,500VDC) Ics=50% Icu	200A	LV525452	39110	LV525457	49140
	250A	LV525453	42060	LV525458	51820
Icu=20kA at (250VDC,500VDC) Ics=100% Icu	320A	LV540315	55080	LV540318	68090
	400A	LV540316	55480	LV540319	69340
	500A	LV563315	64330	LV563318	81180
	630A	LV563317	70080	LV563320	91740
	500A	LV563305	57970	LV563308	73420
	630A	LV563307	66380	LV563310	83780

*: Kindly connect with SE Representative for DC Connection diagram wrt. 250VDC & 500VDC.

For details on non-standard references, technical parameters, stockable and non-stockable status, please contact Customer Care Centre.

NORMAL STOCK ITEMS

W.E.F. April 01st, 2026

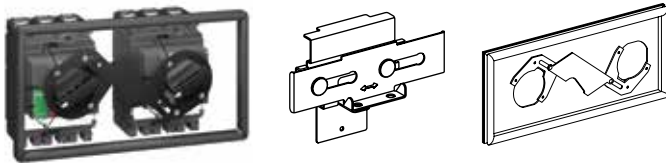
Installation Accessories

Description	Upto 100A only Reference	Unit MRP [₹]	160/250A Reference	Unit MRP [₹]	400/630A Reference	Unit MRP [₹]
Spreaders & Phase Barriers						
Spreaders (Set of 3) 3P	LV431563_IN <input checked="" type="checkbox"/>	820	LV431563 <input checked="" type="checkbox"/>	1070	32492 <input checked="" type="checkbox"/>	2870
Spreaders (Set of 4) 4P	LV431564_IN <input checked="" type="checkbox"/>	1100	LV431564 <input checked="" type="checkbox"/>	1420	32493 <input checked="" type="checkbox"/>	3590
Phase Barriers (Set of 6)	*		*		LV432570 <input checked="" type="checkbox"/>	1350

Description	100/160/250A Reference	Unit MRP [₹]	400/630A Reference	Unit MRP [₹]
Interlocking				
For Breaker with Rotary Handle	LV429369	15520	LV432621	19630
For Breaker with Toggle	LV429354	19120	LV432614	19830
Mechanical Interlocking with Base Plate	29349**	-	32609**	-
Locking of Rotary Handle				
Locking Device	LV429344 <input checked="" type="checkbox"/>	1000	LV432604 <input checked="" type="checkbox"/>	1350
Ronis Keylock (1 Lock + 1 Key set)	41940 <input checked="" type="checkbox"/>	7755	41940 <input checked="" type="checkbox"/>	7755
Ronis Keylock (2 Locks + 1 Key set)	41950 <input checked="" type="checkbox"/>	13053	41950 <input checked="" type="checkbox"/>	13053
Profalux Keylock (1 Lock + 1 Key set)	42888	12120	42888	12120
Profalux Keylock (2 Locks + 1 Key set)	42878	15210	42878	15210

* supplied as standard with spreaders

** Mechanical Interlocking with Base Plate to be ordered with Safety trip interlock (LV429270 for 29349 and LV432520 for 32609)



Accessories for CVS 100 - 630A

Manual Source change-over systems

- An additional accessory interlocks two devices with rotary handles to create a source changeover system. Closing of one device is possible only if the second is open.
- This function is compatible with direct or extended rotary handles.
- Up to three padlocks can be used to lock in the OFF or ON position.

Description	Reference	Unit MRP [₹]
Mechanical interlocking for circuit breakers		
With toggles 100A to 250A	LV429354	19120
With rotary handles 100A -250A	LV429369	15520
With toggles 400A to 630A	LV432614	19830
With rotary handles 400A to 630A	LV432621	19630

Accessories for ETS 6 Trip unit

Description	CVS100/160/250 Reference number	Rating	Unit MRP [₹]	CVS400/630 Reference number	Rating	Unit MRP [₹]
External neutral CT for 3 pole breaker with ETS6	LV429521	25 - 100 A	20780	LV432575	400 - 630 A	29990
	LV430563	150 - 250 A	31820			
Description	CVS 100 to 630 Reference number				Unit MRP [₹]	
Pocket Battery For MCCB With ETS 6	LV434206				28730	
24 VDC Terminal Block For MCCB With ETS 6	LV434210				9400	

For details on non-standard references, technical parameters, stockable and non-stockable status, please contact Customer Care Centre.

NORMAL STOCK ITEMS

W.E.F. April 01st, 2026

Easy Series

EasyPact™ CVS

Molded-Case Circuit Breaker
from 800 to 1250 A



se.com/in

Schneider
Electric

INDERSONS, S-11 Rajouri Garden, New Delhi 110027 email: sales@indersonsindia.com

Introduction Overview

State-of-the-art design, user-friendly features and a wide spectrum of protection releases of the MCCB range. Also recognised for its ergonomics, aesthetics and compactness. Specially designed and developed for extreme tropical conditions, it promises reliable performance in high ambient and humid environment.

Unfailingly, caters to the ever-evolving needs of customers, derived after in-depth analysis and customer feedback. Because we understand our customers' requirements and demands, our contemporary range of MCCBs never falls short of ensuring complete customer satisfaction. Moreover, complemented by a host of accessories, the EasyPact CVS range delivers comprehensive solutions to customer applications ensuring operational safety, reliability and versatility.



Features

- Range available from 800 to 1250 A
- Available in 3 pole and 4 pole
- Range of 50 kA breaking capacity
- Electronic trip unit release and Switch Disconnecter
- MCCBs for Distribution and SD version
- Wide range of Internal and External accessories
- RoHS compliant

Schneider Electric do not recommend the mix of different ranges of breakers.

Codes and standards

CVS range of MCCB series and accessories comply with:

- IEC 60947-1: General rules
- IEC 60947-2: Circuit-breakers

EasyPact CVS MCCB


Current rating	800 A, 1000 A, 1250 A
Release	Electronic trip unit, Switch Disconnecter

Trip Units

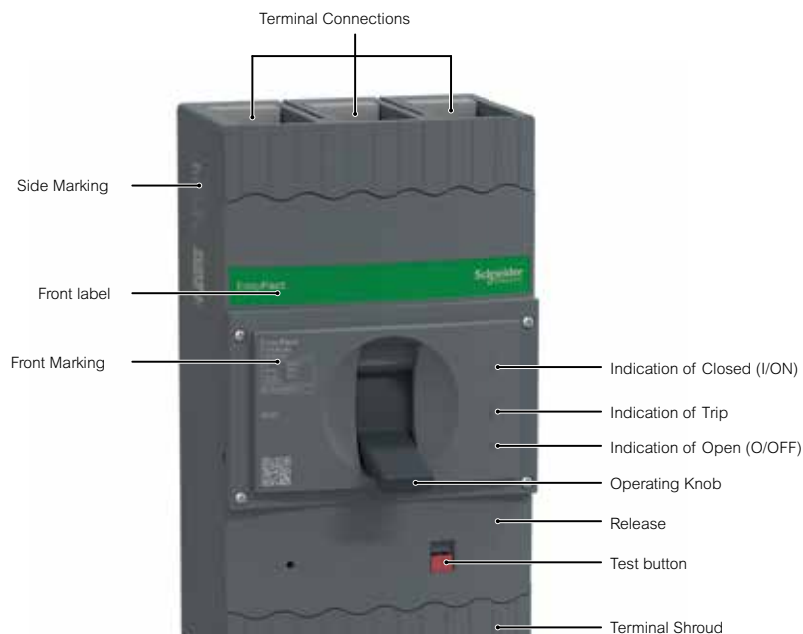
NA - Switch Disconnecter (SD)

LSI Protection - Electronic Trip Unit (ETS 2)

LSIG - Electronic Trip Unit (ETS 6)



Marking and Configuration



EasyPact CVS MCCB offers

Enhanced features

- Snap-fit accessories up to 800 to 1250 A
- Auxiliary contact for ON/OFF and Trip Indication
- Shunt coil for remote tripping
- Under Voltage coil

Accessories



Extended rotary handle



External neutral CT

Adaptor Kit



Spreaders link



Auxiliary 1 C/O



Auxiliary 2 C/O



Voltage release (MN)



Trip alarm contact 1 C/O



Auxiliary 1 C/O +
Trip alarm contact 1 C/O



Shunt release (MX)



EasyPact Molded Case Circuit Breaker 800 - 1250 N

Breaking Capacity Icu as per IEC 60947-2	Rated Current	Three Pole Reference	Unit MRP [₹]	Four Pole Reference	Unit MRP [₹]
ETS 2					
50 kA at 415 V AC	800 A	LV508231	On Request	LV508241	On Request
	1000 A	LV510231	On Request	LV510241	On Request
	1250 A	LV512231	On Request	LV512241	On Request
ETS 6					
50 kA at 415 V AC	800 A	LV508232	On Request	LV508242	On Request
	1000 A	LV510232	On Request	LV510242	On Request
	1250 A	LV512232	On Request	LV512242	On Request



EasyPact Molded Case Circuit Breaker 800 - 1250 SD

Breaking Capacity Icu as per IEC 60947-2	Rated Current	Three Pole Reference	Unit MRP [₹]	Four Pole Reference	Unit MRP [₹]
SD					
415 V AC	800 A	LV508230	On Request	LV508240	On Request
	1000 A	LV510230	On Request	LV510240	On Request
	1250 A	LV512230	On Request	LV512240	On Request



EasyPact Spreaders links

Breaking Capacity Icu as per IEC 60947-2	Rated Current	Three Pole Reference	Unit MRP [₹]	Four Pole Reference	Unit MRP [₹]
	800 A	LV508530 (Set of 6)	On Request	LV508540 (Set of 8)	On Request
	1000 A*	LV510530 (Set of 12)	On Request	LV510540 (Set of 16)	On Request
	1250 A	LV512530 (Set of 6)	On Request	LV512540 (Set of 8)	On Request

* Two runs per phase



EasyPact Extended Rotary Handle

Rated Current	Reference	Unit MRP [₹]
800 A	LV500500	On Request
1000 A	LV500500	On Request
1250 A	LV500500	On Request



EasyPact External Neutral CT

Rated Current	Reference	Unit MRP [₹]
800 A	LV508560	On Request
1000 A	LV510560	On Request
1250 A	LV512560	On Request

For details on non-standard references, technical parameters, stockable and non-stockable status, please contact Customer Care Centre.

NORMAL STOCK ITEMS

W.E.F. April 01st, 2026



Adaptor kit for External Neutral CT

Rated Current	Reference	Unit MRP [₹]
800 A	LV508570	On Request
1000 A	LV510570	On Request
1250 A	LV512570	On Request



Auxiliary 1 C/O + Trip Alarm Contact 1 C/O

Rated Current	Reference	Unit MRP [₹]
800 A	LV500604	On Request
1000 A		On Request
1250 A		On Request



Auxiliary Switch 1 C/O

Rated Current	Reference	Unit MRP [₹]
800 A	LV500601	On Request
1000 A	LV500601	On Request
1250 A	LV500601	On Request



Shunt Release (110/240/415 V AC)

Rated Current	Reference	Unit MRP [₹]
800 A	LV500605	On Request
1000 A	LV500605	On Request
1250 A	LV500605	On Request



Auxiliary Switch 2 C/O

Rated Current	Reference	Unit MRP [₹]
800 A	LV500602	On Request
1000 A	LV500602	On Request
1250 A	LV500602	On Request



Under Voltage release (240 V AC)

Rated Current	Reference	Unit MRP [₹]
800 A	LV500606	On Request
1000 A	LV500606	On Request
1250 A	LV500606	On Request



Trip Alarm Contact

Rated Current	Reference	Unit MRP [₹]
800 A	LV500603	On Request
1000 A	LV500603	On Request
1250 A	LV500603	On Request

For details on non-standard references, technical parameters, stockable and non-stockable status, please contact Customer Care Centre.

NORMAL STOCK ITEMS

W.E.F. April 01st, 2026



ComPacT NSX

Molded-Case Circuit Breakers
And Switch-Disconnectors
From 16 To 630 A - Up To 690 V



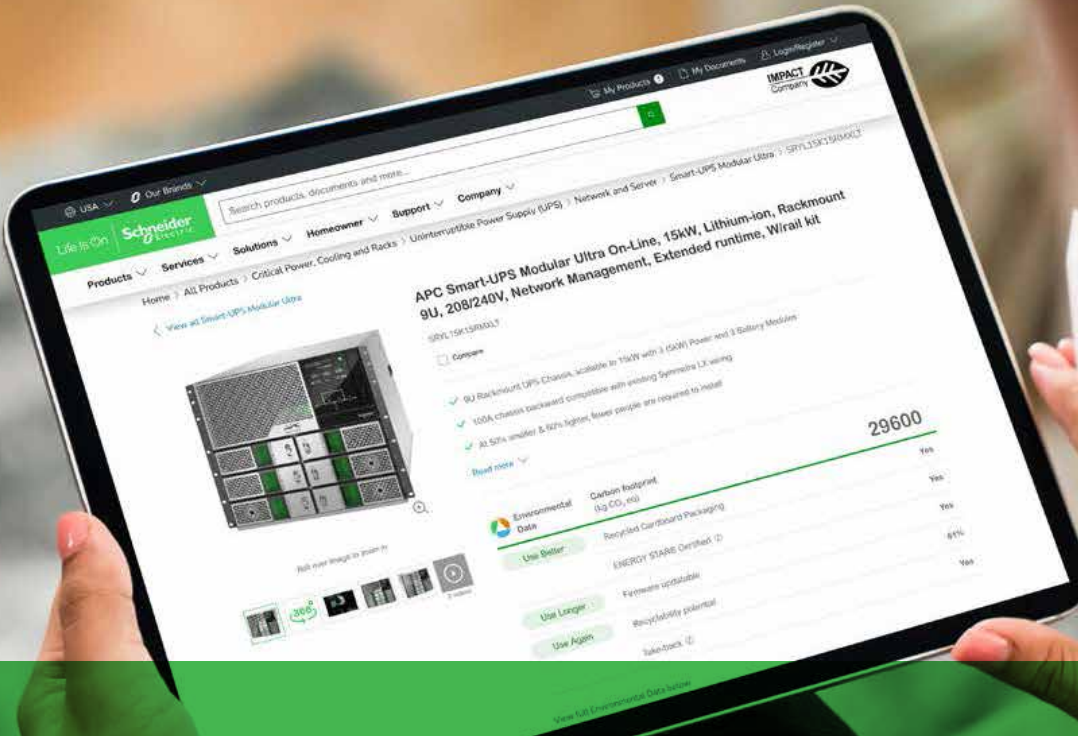
se.com/in

Schneider
Electric

INDERSONS, S-11 Rajouri Garden, New Delhi 110027 email: sales@indersonsindia.com



Environmental Data Program

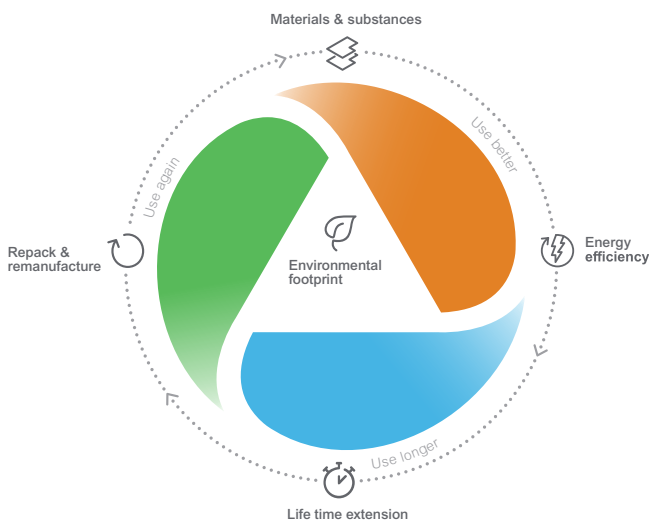


Next-level transparency for better-informed product choices

The Environmental Data Program is a framework for how we measure, categorize, and compare the environmental attributes and footprint of our products.

Using a rigorous, fact-based methodology, the program provides environmental data from across the product lifecycle.

Five data categories across the product lifecycle



Use Better: How sustainable a product is, including environmental footprint, materials and substances, packaging, and energy efficiency.

Use Longer: How a product's life time can be effectively extended in terms of reparability and updatibility.

Use Again: How a product can be reused, from dismantling and remanufacturing to recyclability and manufacturer take back.

With this transparent, verified data, customers and partners are empowered to make conscious environmental choices and accurately evaluate and report on sustainability performance.

All our hardware offers have an associated environmental data available on se.com product pages.



ComPact NSX

Schneider Electric is proud to introduce the new generation of ComPacT MCCBs. These breakers talk to you, wherever you are, in all transparency. New design complements new wireless connectivity capabilities with our latest wireless auxiliary contact.

ComPact Design



New signature design

- Schneider Electric green signature style for the entire ComPacT range
- Estimated 40% reduction of wiring time for panel builders
- Experience easier installation thanks to a new ergonomic front-plate design
- Gain the confidence that all auxiliaries are on the right spot, and simply double check that you have the right coil rating
- Ergonomic new toggle for easier breaker manual operation


Wireless Auxiliary Contact



Wireless breaker status

- Plug & play technology for clear connection status (0 or 1, no half-way wired)
- Placed in the same position as the wired version, its LED light will give you direct indication in case of a tripping
- If you are away, your ComPacT will send you an immediate notification via EcoStruxure Facility Expert for instance
- Wireless auxiliary accelerates overall wiring time: status communication is done very simply and commissioned wirelessly
- Communication architecture is fully EcoStruxure Power validated, with any application

Ready to meet the new face of ComPacT?



Meet the new generation of ComPacT™ circuit breakers with semi-transparent faceplate, screwless auxiliaries and remote monitoring features.

Learn about the benefits of the ComPacT range here:
se.com/compact-nsx

COMPACT

Moulded Case Circuit Breaker

The new generation of reliable ComPacT circuit breakers features improved performance and easier installation.

- Gain a competitive edge with easy-to-upgrade, wireless connectivity of circuit breakers and panels.
- Experience easier installation thanks to a new ergonomic front-plate design.
- Improve build and installation times with screwless, plug-and-play auxiliaries.

se.com/compact-nsx



ComPacT™ molded-case circuit breaker



New BCSM Modbus SL/ULP


Simplify your
path to **digital**

se.com/in

Schneider
Electric

© 2024 Schneider Electric. All rights reserved. All trademarks are the property of Schneider Electric SAS or the property of Schneider Electric S/A or its affiliated companies.

Current architecture




1. IFE LV434001

2. IFM v2 LV4340000

3. NSX cord LV434201

4. BSCM LV434205

Solution with new BSCM



1. Panel Server PAS600L

2. Modbus SL Hub
LV434224

3. BSCM Modbus SL/
ULP LV434220



Connectivity of the future with **BSCM Modbus SL/ULP**

- ✓ Connect with ULP and Modbus SL protocols
- ✓ Effortless setup with Plug & Play RJ45 connection
- ✓ Easy installation thanks to its simple architecture with Modbus SL Hub
- ✓ Empowers sustainability by reducing carbon footprint
- ✓ Cost-effective solution for connectivity

Compatibility with

EcoStruxure Power Commission


Integrate seamlessly with EPC, boosting setup, testing, and overall process speed and accuracy. Get your projects running faster and more reliably, leaving the competition in the dust.



se.com/in



NSX Thermal Magnetic Trip Unit (TM-D)

- BIS Certified 
- Ics = 100% Icu as per IEC 60947-2
- Adjustable thermal setting 0.7 to 1 x In
- Adjustable magnetic setting 5 to 10 x Ir **
- Transparent cover for trip unit as standard

Breaking Capacity Icu as per IEC 60947-2	Rated Current	Three Pole Reference	Unit MRP [₹]	Four Pole Reference	Unit MRP [₹]
25kA	16A	C10B3TM016	17860	C10B6TM016	25630
	25A	C10B3TM025 <input checked="" type="checkbox"/>	17860	C10B6TM025	25630
	32A	C10B3TM032 <input checked="" type="checkbox"/>	17860	C10B6TM032	25630
	40A	C10B3TM040 <input checked="" type="checkbox"/>	17860	C10B6TM040	25630
	50A	C10B3TM050	17860	C10B6TM050	25630
	63A	C10B3TM063 <input checked="" type="checkbox"/>	17860	C10B6TM063 <input checked="" type="checkbox"/>	25630
	80A	C10B3TM080 <input checked="" type="checkbox"/>	17860	C10B6TM080	25630
	100A	C10B3TM100 <input checked="" type="checkbox"/>	17860	C10B6TM100 <input checked="" type="checkbox"/>	25630
	125A	C16B3TM125 <input checked="" type="checkbox"/>	31630	C16B6TM125 <input checked="" type="checkbox"/>	38960
	160A	C16B3TM160 <input checked="" type="checkbox"/>	33840	C16B6TM160 <input checked="" type="checkbox"/>	42450
	200A	C25B3TM200	48750	C25B6TM200 <input checked="" type="checkbox"/>	58650
	250A	C25B3TM250 <input checked="" type="checkbox"/>	49700	C25B6TM250 <input checked="" type="checkbox"/>	59810
36kA	16A	C10F3TM016 <input checked="" type="checkbox"/>	21740	C10F6TM016	27530
	25A	C10F3TM025 <input checked="" type="checkbox"/>	21740	C10F6TM025	27530
	32A	C10F3TM032 <input checked="" type="checkbox"/>	21740	C10F6TM032 <input checked="" type="checkbox"/>	27530
	40A	C10F3TM040 <input checked="" type="checkbox"/>	21740	C10F6TM040	27530
	50A	C10F3TM050	21740	C10F6TM050	27530
	63A	C10F3TM063 <input checked="" type="checkbox"/>	21740	C10F6TM063 <input checked="" type="checkbox"/>	27530
	80A	C10F3TM080 <input checked="" type="checkbox"/>	21740	C10F6TM080	27530
	100A	C10F3TM100 <input checked="" type="checkbox"/>	21740	C10F6TM100 <input checked="" type="checkbox"/>	27530
	125A	C16F3TM125 <input checked="" type="checkbox"/>	32490	C16F6TM125 <input checked="" type="checkbox"/>	40470
	160A	C16F3TM160 <input checked="" type="checkbox"/>	34110	C16F6TM160 <input checked="" type="checkbox"/>	43650
	200A	C25F3TM200 <input checked="" type="checkbox"/>	49380	C25F6TM200 <input checked="" type="checkbox"/>	60860
	250A	C25F3TM250 <input checked="" type="checkbox"/>	50800	C25F6TM250 <input checked="" type="checkbox"/>	63310
50kA	16A	C10N3TM016	25860	C10N6TM016	32420
	25A	C10N3TM025	25860	C10N6TM025	32420
	32A	C10N3TM032 <input checked="" type="checkbox"/>	25860	C10N6TM032	32420
	40A	C10N3TM040 <input checked="" type="checkbox"/>	25860	C10N6TM040	32420
	50A	C10N3TM050	25860	C10N6TM050	32420
	63A	C10N3TM063 <input checked="" type="checkbox"/>	25860	C10N6TM063	32420
	80A	C10N3TM080 <input checked="" type="checkbox"/>	25860	C10N6TM080	32420
	100A	C10N3TM100 <input checked="" type="checkbox"/>	25860	C10N6TM100	32420
	125A	C16N3TM125 <input checked="" type="checkbox"/>	39070	C16N6TM125	44930
	160A	C16N3TM160 <input checked="" type="checkbox"/>	39900	C16N6TM160	47170
	200A	C25N3TM200 <input checked="" type="checkbox"/>	53230	C25N6TM200	65030
	250A	C25N3TM250 <input checked="" type="checkbox"/>	54250	C25N6TM250	68990
70kA	16A	C10H3TM016	32750	C10H6TM016	42230
	25A	C10H3TM025	32750	C10H6TM025	42230
	32A	C10H3TM032	32750	C10H6TM032	42230
	40A	C10H3TM040	32750	C10H6TM040	42230
	50A	C10H3TM050	32750	C10H6TM050	42230
	63A	C10H3TM063 <input checked="" type="checkbox"/>	32750	C10H6TM063	42230
	80A	C10H3TM080	32750	C10H6TM080	42230
	100A	C10H3TM100 <input checked="" type="checkbox"/>	32750	C10H6TM100	42230
	125A	C16H3TM125	60950	C16H6TM125	64760
	160A	C16H3TM160 <input checked="" type="checkbox"/>	61590	C16H6TM160	66070
	200A	C25H3TM200	70010	C25H6TM200	90970
	250A	C25H3TM250 <input checked="" type="checkbox"/>	70690	C25H6TM250	91890

Note:

- ** applicable for NSX 200A & 250A
- For higher breaking capacities (100kA and 150kA); for Generator Protection MCCB and other special application MCCB, contact our nearest Sales office.


For details on non-standard references, technical parameters, stockable and non-stockable status, please contact Customer Care Centre.





























NORMAL STOCK ITEMS

W.E.F. April 01st, 2026



NSX Micrologic 2 (µP -ASIC based)

- BIS Certified 
- Protection type LS01N
- Ics = 100% Icu as per IEC 60947-2
- Adjustable overload from 0.40 to 1 x In
- Adjustable short circuit from 1.5 to 10 x Ir
- Innovative front indication LED's (Ready, Overload pre-alarm & Overload)
- Two frame sizes up to 630A
- Adjustable neutral protection - N, N/2, OFF for 4 Pole MCCB







Breaking Capacity Icu as per IEC 60947-2	Rated Current	Three Pole Reference	Unit MRP [₹]	Four Pole Reference	Unit MRP [₹]
25kA	40A	C10B32D040 	33790	C10B42D040	43470
	100A	C10B32D100 	33790	C10B42D100 	43470
	160A	C16B32D160 	43130	C16B42D160 	55030
	250A	C25B32D250 	56680	C25B42D250 	72710
36kA	40A	C10F32D040	34340	C10F42D040	43670
	100A	C10F32D100 	34340	C10F42D100 	43670
	160A	C16F32D160 	43900	C16F42D160 	60670
	250A	C25F32D250 	59350	C25F42D250 	82250
	400A	C40F32D400 	88230	C40F42D400 	100600
50kA	630A	C63F32D630 	93680	C63F42D630 	119830
	40A	C10N32D040	41200	C10N42D040	55730
	100A	C10N32D100 	41200	C10N42D100 	57390
	160A	C16N32D160 	52190	C16N42D160	67900
	250A	C25N32D250 	67800	C25N42D250 	88110
70kA	400A	C40N32D400 	91420	C40N42D400 	118730
	630A	C63N32D630 	94770	C63N42D630 	125510
	40A	C10H32D040	51520	C10H42D040	65240
	100A	C10H32D100	52300	C10H42D100	65240
	160A	C16H32D160	69070	C16H42D160	88150
70kA	250A	C25H32D250	77580	C25H42D250	111960
	400A	C40H32D400 	103050	C40H42D400	135320
	630A	C63H32D630 	105580	C63H42D630	164250

Note: For higher breaking capacities (100kA and 150kA); for Generator Protection MCCB and other special application MCCB, contact our nearest Sales office.

NSX Micrologic 2 (µP -ASIC based) / TMD / MA+ shunt +GFP

- Protection type LS01GN
- Ics = 100% Icu as per IEC 60947-2
- Fault indication for GF (LED type) meant for human safety
- Adjustable overload from 0.36 to 1 x In
- Adjustable short circuit from 1.5 to 10 x Ir
- Adjustable earth fault sensitivity selection 10 to 60%
- Innovative front indication LED's (Ready, Overload pre-alarm & Overload)
- Two frame sizes up to 630A
- Suitable for 3P3W & 3P4W electrical distribution network
- Breaking Capacity enhancement upto 150kA with a higher capacity upstream (Cascading)
- Adjustable neutral protection - N, N/2, OFF for 4 Pole MCCB



MCCB Frame	Relay Module rated current	3 Ph + 3W Reference	Unit MRP [₹]	3 Ph + 4W Reference	Unit MRP [₹]
CVS/NSX100	32, 40, 50, 63, 80, 100	GFP11CT13P 	10080	GFP11CT14P 	11040
CVS/NSX 160 / 250	125, 160, 200, 250	GFP12CT23P 	11450	GFP12CT24P 	12940
CVS/NSX 400 / 630	400, 630	GFP13CT33P 	17330	GFP13CT34P 	18910

Note: Kindly order NSX/CVS MCCB +GFP+. Shunt trip coil.

For details on non-standard references, technical parameters, stockable and non-stockable status, please contact Customer Care Centre.


 NORMAL STOCK ITEMS

W.E.F. April 01st, 2026



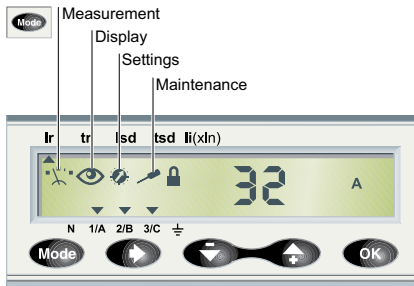
NSX Micrologic 6A

Protection

- BIS Certified 
- Ics = 100% Icu as per IEC 60947-2
- External Neutral CT required for highly un-balanced TP-N system (* has to be ordered at extra price)
- Adjustable neutral protection - N, N/2, OFF and oversized neutral (standard feature) for 4 Pole MCCB.
- Adjustable overload from Ir 0.4 to 1 x In and tr = 0.5 to 16 s
- Adjustable short circuit from I_{sd} 1.5 to 10 x Ir and tsd I_{2t} ON/OFF 0.1 to 0.4s
- Adjustable earth fault 0.4 to 1 x In (for In=40A) & 0.2 to 1 x In (for In>40A) and tg I_{2t} ON/OFF 0.1 to 0.4s
- Instantaneous protection Ii 1.5 x In to 15 x In (40 - 160A), 12 x In (250 to 400A) and 11 x In (630A)
- Zone Selective Interlocking (ZSI) as standard

Measurement & Diagnostics

- Current measurement, communication capable as standard
- Demand and maximum demand values
- Indications for fault types, alarms and histories with timestamping
- Fault distinction on the display of trip unit (type of fault, interrupted fault current and faulty phase)
- Operation, trip and alarm counters; Operating Hours counter
- Contact wear, Load profile and thermal image



Breaking Capacity Icu as per IEC 60947-2	Rated Current	Three Pole Reference	Unit MRP [₹]	Four Pole Reference	Unit MRP [₹]
36kA	100A	C10F36A100	On Request	C10F46A100	On Request
	160A	C16F36A160	On Request	C16F46A160	On Request
	250A	C25F36A250	On Request	C25F46A250	On Request
	400A	C40F36A400	On Request	C40F46A400	On Request
	630A	C63F36A630	On Request	C63F46A630	On Request
50kA	100A	C10N36A100	On Request	C10N46A100	On Request
	160A	C16N36A160	On Request	C16N46A160	On Request
	250A	C25N36A250	On Request	C25N46A250	On Request
	400A	C40N36A400	On Request	C40N46A400	On Request
70kA	100A	C10H36A100	On Request	C10H46A100	On Request
	160A	C16H36A160	On Request	C16H46A160	On Request
	250A	C25H36A250	On Request	C25H46A250	On Request
	400A	C40H36A400	On Request	C40H46A400	On Request
	630A	C63H36A630	On Request	C63H46A630	On Request


For details on non-standard references, technical parameters, stockable and non-stockable status, please contact Customer Care Centre.

NORMAL STOCK ITEMS

W.E.F. April 01st, 2026



NSX Magnetic Trip Unit MA type

- BIS Certified 
- Ics = 100% Icu as per IEC 60947-2
- Adjustable magnetic setting Im 6 to 14 x In (2.5 to 100A) & 9 to 14 x In (150 to 200A)
- Type - 2 Co-ordination charts upto 110 kW at 400V
- Adjustable neutral protection - N, N/2, OFF for 4 Pole MCCB

Breaking Capacity Icu as per IEC 60947-2	Rated Current	Three Pole Reference	Unit MRP [₹]
36kA	150A	C16F3MA150	35270
36kA	220A	C25F3MA220	57890
50kA	150A	C16N3MA150	43080
50kA	220A	C25N3MA220	63530
70kA	150A	C16H3MA150	64020
70kA	220A	C25H3MA220	99260



MCCBs for DC Network Protection

16A to 1200A in Two frames sizes with Thermal Magnetic Trip Unit (TMD)

- Up to 1200 A for ComPact NSX DC, protection is provided by thermal-magnetic trip units
- TM-D up to 160 A: fixed thermal threshold and magnetic pick-up
- TM-D up to 63 A: adjustable thermal threshold and fixed magnetic pick-up
- TM-DC from 80 to 250 A: fixed or adjustable (for 200 and 250 A) magnetic pick-up and adjustable thermal threshold
- TM-DC from 250 A to 1200 A adjustable magnetic pick-up and adjustable thermal threshold
- TM-G, up to 250 A: adjustable thermal threshold and fixed low magnetic pick-up to protect long cables

Breaking Capacity Icu as per IEC 60947-2	Rated Current	Three Pole Reference	Unit MRP [₹]	Four Pole Reference	Unit MRP [₹]
36kA	400A	C40F3TM400D	71470	C40F4TM400D	81160
36kA	500A	C63F3TM500D	85740	C63F4TM500D	99830
36kA	600A	C63F3TM600D	90550	C63F4TM600D	109640
100kA	400A	C40S3TM400D	97210	C40S4TM400D	118400
100kA	500A	C63S3TM500D	106130	C63S4TM500D	128030
100kA	600A	C63S3TM600D	106130	C63S4TM600D	128030

For details on non-standard references, technical parameters, stockable and non-stockable status, please contact Customer Care Centre.

NORMAL STOCK ITEMS

W.E.F. April 01st, 2026



MCCB for 800V AC & 1000V AC

- As per IEC 60947-2
- NSX Micrologic Trip unit LSol
- Icu, 36kA at 800V AC, 10kA at 1000V AC

Description	Reference	Unit MRP [₹]
NSX400K, 36kA at 800V AC, 10kA at 1000V AC, 3P3D 250A 2.3	C40K32D250	On Request
NSX400K, 36kA at 800V AC, 10kA at 1000V AC, 3P3D 400A 2.3	C40K32D400	On Request
NSX400K, 36kA at 800V AC, 10kA at 1000V AC, 4P4D 250A 2.3	C40K42D250	On Request
NSX400K, 36kA at 800V AC, 10kA at 1000V AC, 4P4D 400A 2.3	C40K42D400	On Request

It is mandatory to install long terminal shields with lugs and bars

Description	Reference	Unit MRP [₹]
3P Long terminal shield with 52.2mm pitch	LV432595	On Request
4P Long terminal shield with 52.2mm pitch	LV432596	On Request

For details on non-standard references, technical parameters, stockable and non-stockable status, please contact Customer Care Centre.

NORMAL STOCK ITEMS

W.E.F. April 01st, 2026



Indication contacts



SDTAM remote indication relay module



SDx remote indication relay module



Voltage Release



Motor Mechanism

Description	Reference	Unit MRP [₹]
Auxiliary contacts (changeover) Multifunction		
OF or SD or SDE or SDV	29450 ✓	1430
OF or SD or SDE or SDV low level	29452	1730
SDE adaptor for trip unit TM or MA or Micrologic 2 \$\$\$	LV429451 ✓	1320
SDX 2-PROGRAMMABLE CONTACTS FOR MICROLOGIC		
SDx module 24/415 V AC/DC	LV429532	22200
SDTAM contactor tripping module for Micrologic 2- M/6 E-M		
SDTAM 24/415 V AC/DC overload fault indication	LV429424	23260

\$\$\$ To be considered along with SDE contact for MCCB with TMD/MA./Micrologic 2 protection.

Voltage Releases

Description	Shunt Release Reference	Unit MRP [₹]	Undervoltage Reference	Unit MRP [₹]
AC				
24 V 50/60 Hz	LV429384	4120	LV429404	5110
48 V 50/60 Hz	LV429385	4230	LV429405	5240
110-130 V 50/60 Hz	LV429386 ✓	4120	LV429406 ✓	5110
220-240 V 50/60 Hz	LV429387 ✓	4120	LV429407 ✓	5110
380-415 V 50 Hz	LV429388 ✓	4120	LV429408 ✓	5110
525 V 50 Hz	LV429389	4230	LV429409	7510
DC				
12 V	LV429382	4120	LV429402	5180
24 V	LV429390 ✓	4120	LV429410 ✓	5060
30 V	LV429391	4230	LV429411	7510
48 V	LV429392	4120	LV429412	5180
60 V	LV429383	6000	LV429403	7320
125 V	LV429393	4120	LV429413	5060
250 V	LV429394	4120	LV429414 ✓	5010

Installation Accessories

Description	100/160/250A Reference	Unit MRP [₹]	400/630A Reference	Unit MRP [₹]
Spreaders & Phase Barrier				
Spreaders (Set of 3) 3P	LV431563 ✓	1070	32492 ✓	2870
Spreaders (Set of 4) 4P	LV431564 ✓	1420	32493 ✓	3590
Phase Barrier (Set of 6)	*	-	LV432570 ✓	1350
Interlocking				
For Breaker with Rotary Handle	LV429369	15520	LV432621	19630
For Breaker with Toggle	LV429354	19120	LV432614	19830
Mechanical Interlocking with Base Plate	29349**	-	32609**	-
Locking of Rotary Handle				
Locking Device	LV429344 ✓	1000	LV432604 ✓	1350
Ronis Keylock (1 Lock + 1 Key set)	41940 ✓	7755	41940 ✓	7755
Ronis Keylock (2 Locks + 1 Key set)	41950 ✓	13053	41950 ✓	13053
Profalux Keylock (1 Lock + 1 Key set)	42888	12120	42888	12120
Profalux Keylock (2 Locks + 1 Key set)	42878	15210	42878	15210

* supplied as standard with spreader

** Mechanical Interlocking with Base Plate to be ordered with Safety trip interlock (LV429270 for 29349 and LV432520 for 32609)

For details on non-standard references, technical parameters, stockable and non-stockable status, please contact Customer Care Centre.

✓ NORMAL STOCK ITEMS

W.E.F. April 01st, 2026



FDM121: Front Display Module



Test Battery



Power Supply Module B



BSCM Modbus SL/ULP

Motor Mechanism

Type	Voltage	100/160A Reference	Unit MRP [₹]	250A Reference	Unit MRP [₹]	400/630A Reference	Unit MRP [₹]
Motor Mechanism Modules with SDE Adaptor ⁽¹⁾							
AC 50/60 Hz	48-60 V	LV429440	50580	LV431548	55900	LV432639	66580
	110-130 V	LV429433	41440	LV431540	45580	LV432640	66580
	220-240 V	LV429434 <input checked="" type="checkbox"/>	42620	LV431541 <input checked="" type="checkbox"/>	47100	LV432641 <input checked="" type="checkbox"/>	68460
	380-415 V	LV429435	41440	LV431542	45800	LV432642	66300
	440-480 V	LV429435	41440	LV431542	45800	LV432647	66250
DC	24-30 V	LV429436	56770	LV431543	61560	LV432643	81340
	48-60 V	LV429437	56770	LV431544	61560	LV432644	81340
	110-130 V	LV429438	56770	LV431545	61560	LV432645	81340
	250 V	LV429439	56770	LV431546	61560	LV432646	81340

(1) With every Motor Mechanism, please order 1 no. auxiliary contact additionally. For other voltages of motor mechanism please consult Customer Care.

Description	100/160/250A Reference	Unit MRP [₹]	400/630A Reference	Unit MRP [₹]
Locking of Motor Mechanism				
Keylock adaptor + Ronis keylock (special)	LV429449	5740	-	-
Locking Device	-	-	LV432649	2040
Ronis Keylock	-	-	41940 <input checked="" type="checkbox"/>	7755
Profalux Keylock	-	-	42888	12120
Torque Limiting Screws (Set of 12)	LV429513	4610	LV432513	5020

Monitoring and Control, test tools- ComPact and NSX100 - 630
Monitoring and Control (Remote Operation)

Description	Reference	Unit MRP [₹]
ULP Display Module		
Switchboard front display module FDM121	TRV00121 <input checked="" type="checkbox"/>	22810
Modbus SL Wiring Accessories ^{NEW}		
ComPacT NSX BSCM Modbus SL Cord .33m	LV424221	On Request
ComPacT NSX BSCM Modbus SL Cord 1.3m	LV434222	1720
5 RJ45/RJ45 MALE Cord L = 1m	TRV00810	4810
10 Stacking connectors for COM interface	TRV00217	7770
Modbus SL/ULP ^{NEW}		
Modbus SL Hub	LV434224	4600
ComPacT NSX BSCM Modbus SL/ULP	LV434220	11530
Power Supply Modules		
External power supply module 24 V DC-1 A OVC IV		
200-240 V AC	LV454444 <input checked="" type="checkbox"/>	24890
Pocket battery for Micrologic NSX100-630	LV434206	28730

Maintenance Module for advanced configuration and testing, contact our nearest Sales office.
ULP = Universal Logic Plug

For details on non-standard references, technical parameters, stockable and non-stockable status, please contact Customer Care Centre.

NORMAL STOCK ITEMS

W.E.F. April 01st, 2026

New Gen-Direct
Rotary HandleNew Gen-Extended
Rotary Handle

Plug in Base



Draw-Out Chassis Kit

Description	100/160/250A Reference	Unit MRP [₹]	400/630A Reference	Unit MRP [₹]
Rotary Handles				
Standard direct black handle	LV429337T <input checked="" type="checkbox"/>	2090	LV432597T <input checked="" type="checkbox"/>	3150
Standard extended rotary handle	LV429338T <input checked="" type="checkbox"/>	2870	LV432598T <input checked="" type="checkbox"/>	5100
Plug in Base (Complete Kit)				
3 Pole	LV429289 <input checked="" type="checkbox"/>	16920	LV432538 <input checked="" type="checkbox"/>	39940
4 Pole	LV429290 <input checked="" type="checkbox"/>	21920	LV432539 <input checked="" type="checkbox"/>	49780
Draw-Out Chassis Kit				
3 Pole				
Plug In base	LV429289 <input checked="" type="checkbox"/>	16920	LV432538 <input checked="" type="checkbox"/>	39940
Chassis Side Plate for base	LV429282 <input checked="" type="checkbox"/>	22360	LV432532 <input checked="" type="checkbox"/>	28300
Chassis Side Plate for breaker	LV429283 <input checked="" type="checkbox"/>	11860	LV432533 <input checked="" type="checkbox"/>	16500
4 Pole				
Plug In base	LV429290 <input checked="" type="checkbox"/>	21920	LV432539 <input checked="" type="checkbox"/>	49780
Chassis Side Plate for base	LV429282 <input checked="" type="checkbox"/>	22360	LV432532 <input checked="" type="checkbox"/>	28300
Chassis Side Plate for breaker	LV429283 <input checked="" type="checkbox"/>	11860	LV432533 <input checked="" type="checkbox"/>	16500
Plug In / Withdrawable version Accessories				
Automatic Auxilliary Connectors				
1 9-wire fixed connector (for base)	LV429273	2350	LV429273	2350
1 9-wire moving connector (for circuit breaker)	LV429274	1650	LV432523 <input checked="" type="checkbox"/>	1780
1 support for 2 moving connectors	LV429275	1260	LV432525 <input checked="" type="checkbox"/>	1260
Manual Auxilliary Connectors				
9-wire manual auxiliary connector (fixed + moving)	LV429272	7940	LV429272	7940


Note: Above auxiliary connectors to be used with Plug-in and Withdrawable MCCB when Auxiliary Contact, Shunt, UnderVoltage or Motor Mechanism is used.

For details on non-standard references, technical parameters, stockable and non-stockable status, please contact Customer Care Centre.

NORMAL STOCK ITEMS

W.E.F. April 01st, 2026

Unique Modular Ground Fault Protection



Earth Fault Protection for EasyPact CVS/ ComPact NSX MCCBs Modular Device for EasyPact CVS/ ComPact NSX Range Moulded Case Circuit Breakers

- Adjustable earth fault sensitivity selection 10 to 60%
- Adjustable time delay Inst/ 0.5 - 3 sec.
- System healthiness check through LED indication
- Individual fault indication for OL/SC, EF when used with ComPact NSX & EasyPact CVS (Optional)
- Test facility to check healthiness of earth fault protection system without tripping MCCB
- Suitable for 3P3W & 3P4W electrical distribution network

MCCB Frame	Relay Module rated current	3 Ph + 3W Reference	Unit MRP [₹]	3 Ph + 4W Reference	Unit MRP [₹]
CVS/NSX100	32, 40, 50, 63, 80, 100	GFP11CT13P <input checked="" type="checkbox"/>	10080	GFP11CT14P <input checked="" type="checkbox"/>	11040
CVS/NSX 160 / 250	125, 160, 200, 250	GFP12CT23P <input checked="" type="checkbox"/>	11450	GFP12CT24P <input checked="" type="checkbox"/>	12940
CVS/NSX 400 / 630	400, 630	GFP13CT33P <input checked="" type="checkbox"/>	17330	GFP13CT34P <input checked="" type="checkbox"/>	18910

Note: Kindly order one no. Shunt trip coil along with one Ground Fault Protection Module for CVS100 to 630.

Earth Leakage Protection

ComPact NSX VigiPacT Add-on Module



- Compliance with Standards - IEC60947-2 annex B, IEC 60755, Type A, immunity to DC components up to 6 mA
- Sensitivity In (A)-0.03, 0.1, 0.3, 0.5, 1, 3
- Time delay (ms)-0, 60, 150, 300, 500, 800, 1.2s, 4s
- VigiPacT add-on may be equipped with an auxiliary contact (SDV) to remotely signal tripping due to an earth fault
- Self powered - "no external supply required"

MCCB Frame	Three Pole ⁽¹⁾ Reference	Unit MRP [₹]	Four Pole Reference	Unit MRP [₹]
NSX - 100/160	LV429488 <input checked="" type="checkbox"/>	35650	LV429489	39390
NSX - 250	LV429492	39310	LV429493	40190
NSX - 400/630	LV432464	97330	LV432465	104230

For details on non-standard references, technical parameters, stockable and non-stockable status, please contact Customer Care Centre.

NORMAL STOCK ITEMS

W.E.F. April 01st, 2026




New PacT Series

ComPacT NS

Molded Case Circuit Breakers
and Switch-Disconnectors
from 630b to 1600 A



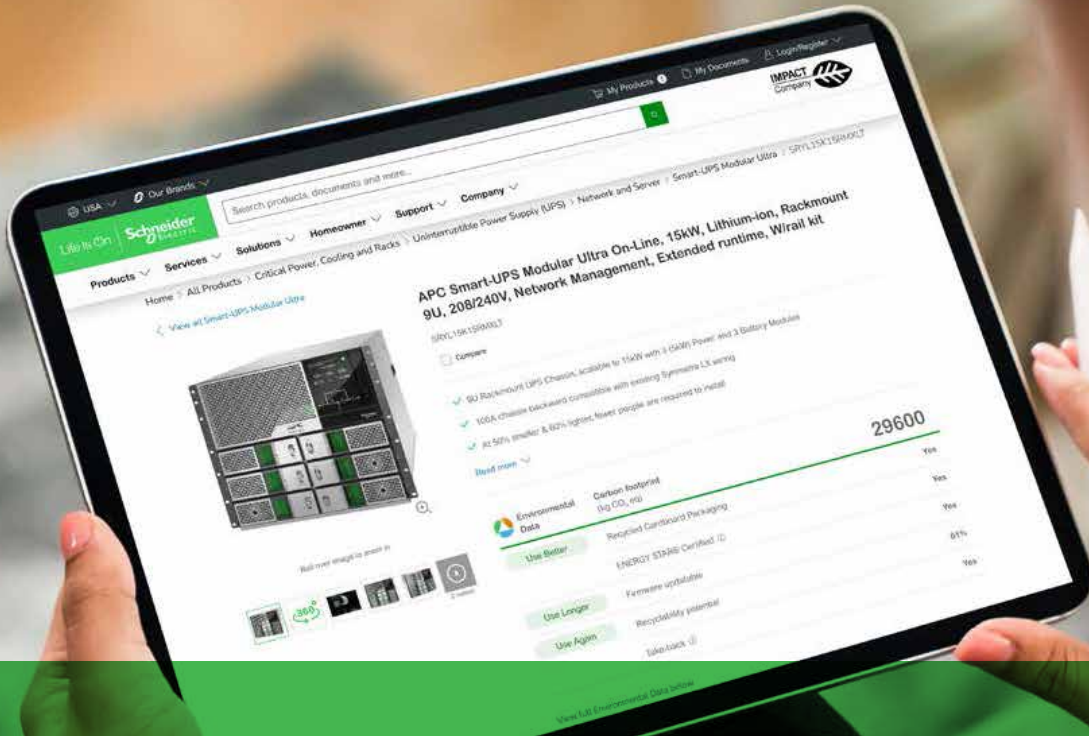
se.com/in

Schneider
 Electric

INDERSONS, S-11 Rajouri Garden, New Delhi 110027 email: sales@indersonsindia.com



Environmental Data Program

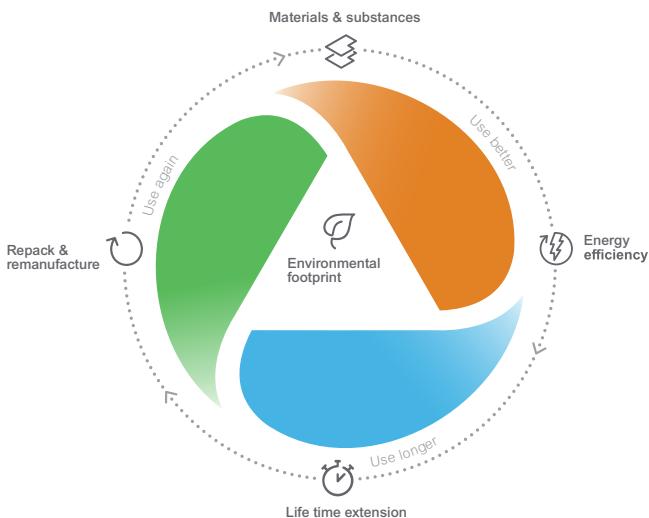


Next-level transparency for better-informed product choices

The Environmental Data Program is a framework for how we measure, categorize, and compare the environmental attributes and footprint of our products.

Using a rigorous, fact-based methodology, the program provides environmental data from across the product lifecycle.

Five data categories across the product lifecycle



Use Better: How sustainable a product is, including environmental footprint, materials and substances, packaging, and energy efficiency.

Use Longer: How a product's life time can be effectively extended in terms of reparability and updatability.

Use Again: How a product can be reused, from dismantling and remanufacturing to recyclability and manufacturer take back.

With this transparent, verified data, customers and partners are empowered to make conscious environmental choices and accurately evaluate and report on sustainability performance.

All our hardware offers have an associated environmental data available on se.com product pages.



Micrologic Control Units - Salient Features

Circuit breakers and switch-disconnectors from 800 to 1600A

- Category B MCCBs
- Ethernet based monitoring, control, alarm notification for energy, asset and network management
- Built-in energy metering with combined accuracy class of 2% for improved energy efficiency
- Total Discrimination
- With Micrologic Trip Units (Common for ACBs & MCCBs) - Unique Feature
- Available in both fixed & drawout versions, manually & electrically operated



Micrologic

With Micrologic 2.0

- LED overload alarm indicator
- Test Facility
- Adjustable neutral protection - N, N/2, OFF for 4 Pole MCCBs
- Adjustable overload (Ir) 0.4 to 1 x In
- Adjustable short circuit (Instantaneous) 1.5 to 10 x Ir



Micrologic A

Micrologic 6.0.A Manual & Electrical Fixed

- Features over and above Micrologic 2.0
- Earth fault protection 0.3 to 1 x In (for In < 400A) & 0.2 to 1 x In (for 400A < In > 1250A), 500A to 20A x In (for In >= 1250A), time setting I2t ON/OFF 0.1 - 0.4s and time delay
- With ammeter display & bargraph (unique feature of Schneider MCCB)
- Internal fault (Ap), Individual fault indication by LED
- Zone Selective Interlocking
- Optional Communication



Micrologic E

Micrologic 6.0E (Embedded Energy Metering)

- Features over and above Micrologic 6.0 A
- Current measurement: Ammeter, current demand,
- Voltages (ph-ph, ph-N & unbalance), Power (P,Q,S), power factor, power demand, Energy (Ep, Eq, Es)



Micrologic P

Micrologic 6.0P

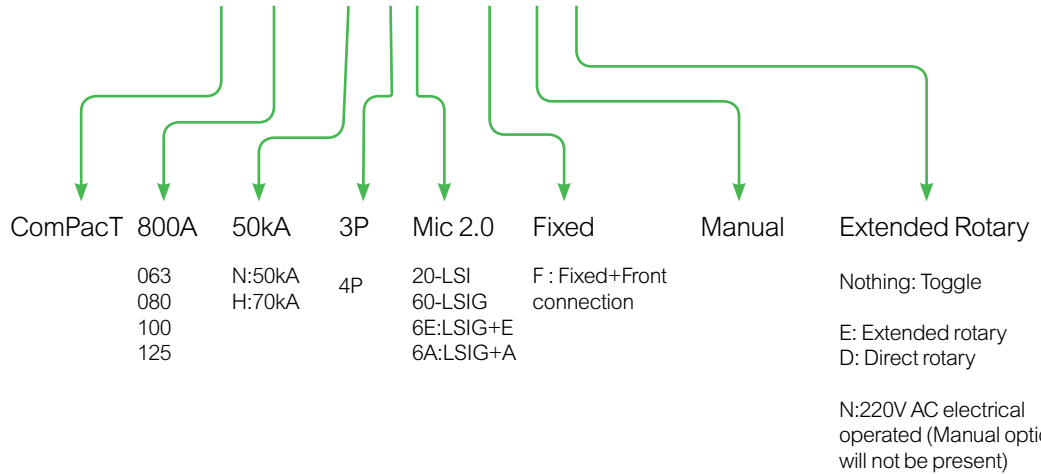
- Micrologic P control units include all the functions offered by Micrologic E
- Measure voltages and calculate power and energy values
- New protection functions based on currents, voltages, frequency
- Power reinforce load protection in real time.

New Gen Compact NS Reference



C080N320FME_IN

India



Breaking Capacity Icu as per IEC 60947-2	Current Rating	Three Pole Reference	Unit MRP [₹]	Four Pole Reference	Unit MRP [₹]
50kA	800A	C080N320FME_IN	On Request	C080N420FME_IN	On Request
	800A	C080N36AFME_IN	On Request	C080N46AFME_IN	On Request
	800A	C080N320FMD_IN*	On Request	C080N46EFME_IN*	On Request
	800A	C080N320FN_IN**	On Request	C080N420FN_IN	On Request
70kA	800A	C080H320FME_IN	On Request	C080H46AFME_IN	On Request
	800A	C080H36AFME_IN	On Request	-	-
50kA	1000A	C100N320FME_IN	On Request	C100N420FME_IN	On Request
	1000A	C100N36AFME_IN	On Request	C100N46AFME_IN	On Request
	1250A	C125N320FME_IN	On Request	C125N420FME_IN	On Request

Note: References for different rating & combination, reach out to Schneider Electric representative

* Direct rotary handle

** 220V AC Electrical operated

EasyPact EZC

Safe, Reliable and Easy



With just three sizes of circuit breakers, Schneider Electric's **EasyPact EZC** system is the simple, universal solution, particularly adapted to Buildings and OEM segments

- Suitability for Isolation ensures safety
- Compliance to RoHS (Restriction of Hazardous Substances) for environment safety

Range Details:

- Global MCCB offer from 15A to 600A
- Operating voltage upto 550VAC
- 1P, 2P, 3P and 4P versions available
- EZC AC version is suitable for DC applications upto 250V DC (15A to 250A breaking capacity up to 30kA)

Note: Connect with Schneider Electric Representative to know more.

For details on non-standard references, technical parameters, stockable and non-stockable status, please contact Customer Care Centre.

NORMAL STOCK ITEMS

W.E.F. April 01st, 2026

Earth Leakage Protection is obtained by:

- Installing a Micrologic 7.0.A control unit (ComPact NS800 - 3200A/ MasterPact NT/NW ACB)
- Using Vigirex Relays and separate Toroids or Rectangular Sensors

Vigirex Relays



Vigirex Relays along with Vigirex Sensors, may be used to add external Earth Leakage Protection to Circuit Breakers

- Sensitivity Adjustments from 30mA to 30A and time delay settings from (0-4.5 seconds)
- Closed Toroid up to 630A (30 to 300mm in diameter), Split Toroid up to 250A (46 to 110mm in diameter) or
- Rectangular sensor up to 3200A
- 400Hz Distribution System

Note: For further details, please contact our nearest Sales Office.

Type	Control Voltage	Din rail mount Reference	Unit MRP [₹]	Front panel mount Reference	Unit MRP [₹]
RH10 with local manual fault reset	220/240VAC	56130	23070	56230	24120
Sensitivity=0.03A	380/415VAC	56140	23070	56240	34110
RH99 with local manual fault reset	220/240VAC	56173	34850	56273	37710
Sensitivity = 0.03- 30A & time delay= 0-4.5s	380/415VAC	56174	38420	56274	39610
RH197P with local manual or automatic fault reset	220/240VAC		-	56507*	40600
Sensitivity = 0.03- 30A & time delay= 0-4.5s	380/415VAC		-	56508*	93020
RH197P with local manual or automatic fault reset	220/240VAC		-	56512**	89490
Sensitivity = 0.03- 30A & time delay= 0-4.5s	380/415VAC		-	56513**	43060

* alarm at 50% of fault threshold

** alarm at 100% of fault threshold

Vigirex Sensors



Type	Ie(A) Rated Operational Current	Inside Diameter (mm)	Reference	Unit MRP [₹]
TA30	65	30	50437	14020
PA50	85	50	50438	19520
IA80	160	80	50439	23220
MA120	250	120	50440	27930
SA200	400	200	50441	43410
GA300	630	300	50442	90040

Note: For vigirex relay with monitoring and communication facility, contact nearest sales office.

For details on non-standard references, technical parameters, stockable and non-stockable status, please contact Customer Care Centre.

✓ NORMAL STOCK ITEMS

W.E.F. April 01st, 2026



For Low Voltage Circuit Control and Isolation - Incomers for Distribution Boards

- Conforms to IEC 60947-3/IS 13947 - 3
- Rated operational voltages 500V/690V
- Range 40A to 2500A
- Rated operational current @ AC 23A
- No deration upto 60° C
- Positive contact indication
- Common accessories with ComPact NSX/single auxillary contact
- Making capacity enhanced with ComPact NSX upstream

Pole Description	Rated Operational Current	Reference	Unit MRP ₹
Interpact Range of Switch Disconnectors			
3-Pole	40 A AC-23A	28900	9190
	63 A AC-23A	28902	11090
	100 A AC-23A	28908	13070
	125 A AC-23A	28910	14610
	160 A AC-23A	28912	15880
	200 A AC-23A	31102	27600
	250 A AC-23A	31106	29150
	320 A AC-23A	31108	47490
	400 A AC-23A	31110	53480
630 A AC-23A	31114	55050	
4-Pole	40 A AC-23A	28901	10260
	63 A AC-23A	28903	12140
	100 A AC-23A	28909	14270
	125 A AC-23A	28911	15900
	160 A AC-23A	28913	17550
	200 A AC-23A	31103	31580
	250 A AC-23A	31107	32370
	320 A AC-23A	31109	55000
	400 A AC-23A	31111	56810
630 A AC-23A	31115	63660	
Interpact Changeover Systems (Complete Assembly)			
3-Pole	100 A AC-23A	31140	79350
	160 A AC-23A	31144	81540
	200 A AC-23A	31142	85820
	250 A AC-23A	31146	94250
	320 A AC-23A	31148	112150
	400 A AC-23A	31150	147730
	630 A AC-23A	31154	157890
4-Pole	100 A AC-23A	31141	80160
	160 A AC-23A	31145	84890
	200 A AC-23A	31143	87090
	250 A AC-23A	31147	102450
	320 A AC-23A	31149	137210
	400 A AC-23A	31151	151650
	630 A AC-23A	31155	160660

Description	Reference	Unit MRP ₹
Accessories		
Optional front extended rotary handle INS 250 - black handle (Switch Disconnector)	LV431050	8170
Optional front extended rotary handle INS 320..630 - black handle (Switch Disconnector)	31052	11520
Optional front extended rotary handle INS 40..160 - black handle (Switch Disconnector)	LV428941	4160
6 phase separators - INS100..160	28959	1830
6 phase separators - INS250	29329	1980
6 phase separators - INS400..630	LV432570	1350

For details on non-standard references, technical parameters, stockable and non-stockable status, please contact Customer Care Centre.

NORMAL STOCK ITEMS

W.E.F. April 01st, 2026



Fuse solutions from the world leader in electrical distribution

- The most complete fuse device offer in single and double break - switch disconnecter fuses, fuse switch disconnectors and disconnecter fuses
- Double break and Single break offer.
- Short-circuit and overload protection
- Isolation
- On-load switching of circuits

Range Details: NX range Switch Disconnecter Fuse

- 32A to 630A TP, TPN & FP version suitable for DIN/BS fuses.
- 4 break and 8 arcing zones
- IP20 Fuse protection cover is standard.

Range Details: ISFT range Fuse Switch Disconnecter

- 100A to 630A TP, version suitable for DIN fuses.
- Single breaking and direct connection to busbars
- isolation with positive contact indication when the fuse-carrier assembly is in the open position (OFF).

Range Details: ISFL range Vertical Fuse Switch Disconnecter

- 160A to 1250A TP, version suitable for DIN fuses.
- Single breaking and direct connection to busbars
- Two versions i.e Single pole or Three pole operation

- Complete Range from 32 to 630A in TP, TP+N & FP version suitable for DIN/BS fuses.
- 4 breaks and 8 arcing points
- IP20 Fuse Protection Cover is standard
- Higher Mechanical and Electrical life.

Without Enclosure

Rated Operational Current	Poles Description	DIN Type Reference	Unit MRP [₹]
32 A	3P + N	NX032TPNDI <input checked="" type="checkbox"/>	5030
63 A	3P + N	NX063TPNDI <input checked="" type="checkbox"/>	6670
80 A	3P + N	NX080TPNDI	12580
100 A	3P	NX100TPXDI	14030
100 A	3P + N	NX100TPNDI <input checked="" type="checkbox"/>	14430
125 A	3P	NX125TPXDI <input checked="" type="checkbox"/>	16370
125 A	3P + N	NX125TPNDI <input checked="" type="checkbox"/>	17710
160 A	3P + N	NX160TPNDI <input checked="" type="checkbox"/>	19300
200A	3P + N	NX200TPNDI <input checked="" type="checkbox"/>	24790
250 A	3P	NX250TPXDI	29210
250 A	3P + N	NX250TPNDI <input checked="" type="checkbox"/>	29810
250 A	4P	NX250FPXDI	35710
315 A	3P + N	NX315TPNDI <input checked="" type="checkbox"/>	36900
400 A	3P + N	NX400TPNDI <input checked="" type="checkbox"/>	50490
630 A	3P	NX630TPXDI	72470
630 A	3P + N	NX630TPNDI <input checked="" type="checkbox"/>	73450

Accessories/Spares

Description	Reference	Unit MRP [₹]
NX032/NX063/NX080		
Auxiliary contact for FuPact	NXAA11 <input checked="" type="checkbox"/>	1340
Handle operating mechanism (HOM) NX032...NX080	NXR1	970
NX100/NX125/NX160		
Auxiliary contact for FuPact	NXBA11 <input checked="" type="checkbox"/>	1250
Fuse holder DIN for BS type NX100...NX160	NXHB21	480
Handle operating mechanism NX100...NX160	NXR2 <input checked="" type="checkbox"/>	1830
NX200		
Auxiliary contact for FuPact	NXBA11 <input checked="" type="checkbox"/>	1250
Fuse holder for BS type NX200	NXHB22	490
Fuse holder for DIN NX200	NXHD22	560
Handle operating mechanism NX200	NXR2 <input checked="" type="checkbox"/>	1830
NX250/315/400		
Auxiliary contact for FuPact	NXBA11 <input checked="" type="checkbox"/>	1250
Handle operating mechanism for NX250...NX400	NXR3	1890
NX630		
Auxiliary contact for FuPact	NXBA11 <input checked="" type="checkbox"/>	1250

Note: For other versions please contact our nearest Sales Office.

For details on non-standard references, technical parameters, stockable and non-stockable status, please contact Customer Care Centre.

NORMAL STOCK ITEMS

W.E.F. April 01st, 2026



Future of Power Distribution

MasterPact MTZ with MicroLogic Active

LV Circuit Breakers & Switch Disconnectors
from 630A to 6300A

se.com/in

Schneider
Electric

INDERSONS, S-11 Rajouri Garden, New Delhi 110027 email: sales@indersonsindia.com

A new digital user experience

With the MasterPacT MTZ active circuit breaker, every stage of the project - from designing and configuring to operating and maintaining - is streamlined using its digital capabilities.

DESIGN



EcoStructure Power Design Software

Single-line diagram design software that calculates and sizes your electrical installation.

EcoStructure Power Build Software

Quick configuration and quotation tool for switchboards.

Design with 3rd Party Software

Completely integrated with third party design software to enhance your work efficiency.

CONFIGURE AND ORDER



Product Selector

Configure MasterPacT MTZ to save time and ensure accuracy

BUILD AND COMMISSION



EcoStructure Power Commission software

Commission and upgrade easily with protection setting and factory-acceptance test.

OPERATE AND MAINTAIN

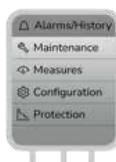


EcoStructure Power Monitoring Software

Power Monitoring Expert
Power SCADA Operation
Building Operation
Facility Advisor

se.com

Monitor with EcoStructure Energy Hub Software



Operate with MicroLogic Active control unit

Locally in the facility room

Status "at a glance"



Remote, continuous notifications

Track facility data receive alerts in case of power events and scheduled maintenance.



Operate with your smartphone

Locally in the facility room



EcoStructure Power Device App

Android



iOS



Select a MicroLogic Active Control Unit

Overview of functions

Measurement

Energy management is the challenge of present and future generations. To meet this requirement, MicroLogic Active incorporates all the measuring functions.

Protection

MicroLogic Active offers a large long-time delay setting range and protection accuracy for a wide temperature range (-25 to +70 °C).

Communication

- It is now common practice to make available most of the information processed by a protection control unit, both locally for network operation and maintenance, and remotely for higher functions of control, monitoring, energy efficiency and asset management.

Maintenance and Diagnostics

Optimal continuity of services as well as extended equipment life are among customers main concerns. For that purpose, MicroLogic Active control units contribute to corrective, preventive and predictive maintenance.



MicroLogic Name Codes

2.0 EP

Protection type

- 2.0 Basic Protection (LI - Long Time and Instantaneous Protection)
- 5.0 Selective Protection (LSI)
- 6.0 Selective Protection (LSI) + Ground Fault Protection

Communication

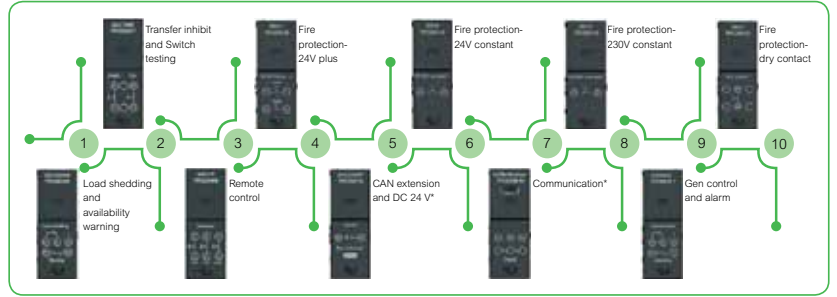
P for "PowerTag function", control unit with wireless communication

Measurement type

- A for "ammeter"
- E for "power and energy meter"

TransferPacT UC (Universal Controller) NEW

ATS Kit



Description	Reference	Unit MRP [₹]
UC NSX,NS,MTZ 230V AC 50/60 Hz; 208V (L-L) motor mechanism on breakers	TUC2BMS051D02E	On Request
UC NSX,NS,MTZ 440V AC 50/60 Hz; 380V (L-L) motor mechanism on breakers	TUC2BMS052D02E	On Request
UC NSX,NS,MTZ 220V AC 50/60 Hz; 220V (L-N) motor mechanism on breakers	TUC2BMS053D02E	On Request
Voltage sampling cable for NSX 250	TPCOTH87	On Request
Voltage sampling cable for NSX 630,NS1600,MTZ1,2,3	TPCOTH88	On Request

For details on non-standard references, technical parameters, stockable and non-stockable status, please contact Customer Care Centre.

NORMAL STOCK ITEMS

W.E.F. April 01st, 2026

EasyPact NW.

Digitally intelligent. Efficiently robust.

By 2050, the United Nations predicts urbanization rates to **reach 68%**, up from **55% in 2018**. This rapid urban growth is putting huge pressure on infrastructure, resulting in more complex power systems. Managing them is a global challenge **with 68%** of facility managers struggling with network reliability.¹

Built on a legacy of innovation.

Our new, reliable, simple air circuit breaker, **EasyPact NW** delivers up to 66 kA breaking capacity. Featuring a color-coded health status bar and native connectivity, it provides instant system diagnostics and detailed event logs, making power distribution simpler and more reliable.

Redefine power distribution



Breaker health at a glance



Asset status at your fingertips



Enhanced performance

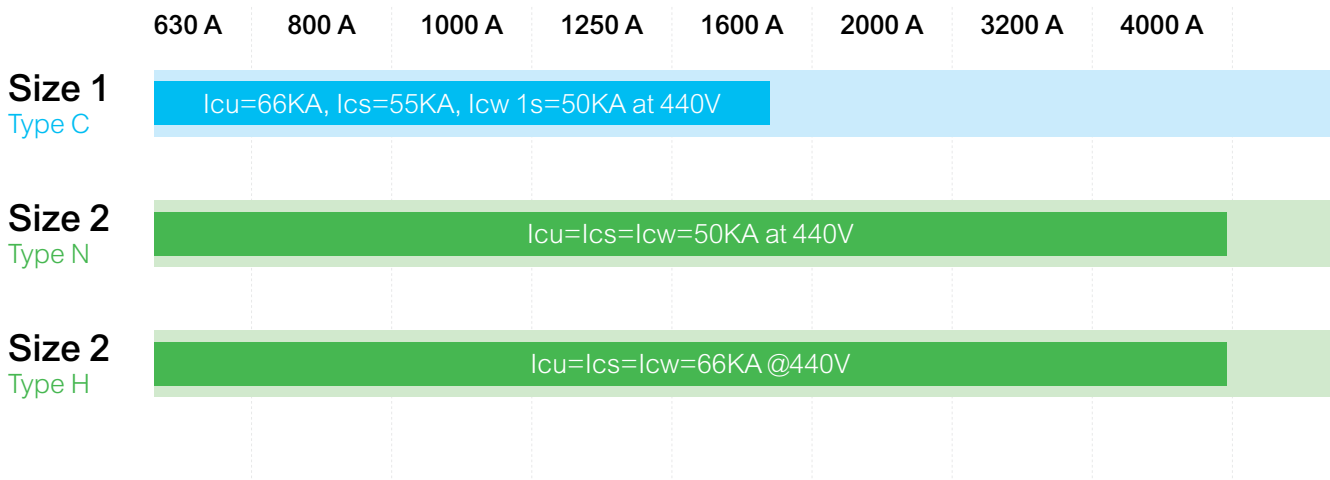


A compact design



¹Reported by the International Facility Management Association (IFMA).

Our **EasyPact** NW range ensures reliable protection with ratings from 630 to 4000 A.



TSS trip system LI, LSI & LSIG



- Complete function of TS trip system
- Visible Interactive health indication
- NFC wireless to EPD App (Current measurement).
- Battery in front of breaker, Easy replace.
- Last trip context, last 5 alarm by EPD
- 30 trip record, 70 event record by EPC

TSE trip system LI, LSI & LSIG



- Completed function of TSA trip system
- Voltage, power factor, power & energy measurement
- Calculates the current demand value
- 10 trip record with time stamp
- Communication module as option
- Programmable contacts as option


TSA trip system LI, LSI & LSIG



- Basic Protection setting
- Trip cause LED indication
- LCD screen
- Current measurement
- Phase Bar graph
- QR Code





- BIS Certified 
- Conforms to IS/ IEC 60947-2 & 3
- Microprocessor based TSS trip systems with switchable thermal memory
- No derating up to 50°C
- Zone Selective Interlocking
- Fully rated neutral with inbuilt protection
- NFC wireless to EPD App
- Visible Interactive health indication.
- Pre trip alarm & individual fault indicating LEDs
- Icu=Ics=Icw(1sec) =50kA @ 440V AC

Draw-out Type circuit breaker with Microprocessor based TS6S Trip Unit (without display)

Rating In (A)	3P Draw-out Manual Reference	Unit MRP [₹]	3P Draw-out Electrical Reference	Unit MRP [₹]	4P Draw-out Manual Reference	Unit MRP [₹]	4P Draw-out Electrical Reference	Unit MRP [₹]
800	ENW208N3MW6S	357810	ENW208N3NW6S	463410	ENW208N4MW6S	449110	ENW208N4NW6S	554700
1000	ENW210N3MW6S	375890	ENW210N3NW6S	481490	ENW210N4MW6S	470530	ENW210N4NW6S	576110
1250	ENW212N3MW6S	418530	ENW212N3NW6S	524130	ENW212N4MW6S	521160	ENW212N4NW6S	626750
1600	ENW216N3MW6S	475680	ENW216N3NW6S	581270	ENW216N4MW6S	580430	ENW216N4NW6S	686030
2000	ENW220N3MW6S	663500	ENW220N3NW6S	769100	ENW220N4MW6S	814850	ENW220N4NW6S	920440
2500	ENW225N3MW6S	820260	ENW225N3NW6S	925850	ENW225N4MW6S	996790	ENW225N4NW6S	1102380
3200	ENW232N3MW6S	991730	ENW232N3NW6S	1097320	ENW232N4MW6S	1216020	ENW232N4NW6S	1321610
4000	ENW240N3MW6S	1212950	ENW240N3NW6S	1318540	ENW240N4MW6S	1558180	ENW240N4NW6S	1663780

EasyPact NW Draw out ACB

ACB variants	LP Changes w.r.t TS6S		How to arrive at new reference number
Switch Disconnector (Without Trip Unit)	Reduce	₹23120	Example : ACB reference with TS6S trip unit - ENW208N3MW6S. For switch disconnector reference replace 6S by 0D i.e ENW208N3MW0D
ACB With TS6A Trip Unit (LCD Display with Current Metering)	Add	₹11800	Example : ACB reference with TS6S trip unit- ENW208N3MW6S. For ACB reference with TS6A trip unit replace 6S by 6A i.e ENW208N3MW6A
ACB With TS6E Trip Unit (LCD Display with current metering Voltage Metering and Last 10 Trip History)	Add	₹27220	Example : ACB reference with TS6S trip unit - ENW208N3MW6S. For ACB reference with TS6E trip unit replace 6S by 6E i.e ENW208N3MW6E

Note:

The product label on all electrical operated breakers may have different reference number than above printed however both references will have same functionalities. For example

- ENW208N3NW6S can be represented as ENW208N3EW6S
- ENW208N3NF6S can be represented as ENW208N3EF6S

All draw-out type circuit breakers will be supplied with:


- Top and Bottom horizontal terminations.
 - 1 no Electrical fault indication Contact (SDE).
 - No Auxiliary contact block (OF) with 4 C/O contacts.
 - Safety shutters on Chassis & door sealing frame-Escutcheon (COP).
- All electrically operated breakers are supplied with motor mechanism (MCH), closing coil (XF) & shunt release (MX).
 - External Neutral CT required for highly un-balanced TP-N system must be ordered at extra price.
 - Any other accessories are optional at extra price.

For details on non-standard references, technical parameters, stockable and non-stockable status, please contact Customer Care Centre.

 NORMAL STOCK ITEMS

W.E.F. April 01st, 2026



- BIS Certified 
- Conforms to IS/ IEC 60947-2 & 3
- Microprocessor based TSS trip systems with switchable thermal memory
- No derating up to 50°C
- Zone Selective Interlocking
- Fully rated neutral with inbuilt protection
- NFC wireless to EPD App
- Visible Interactive health indication.
- Pre trip alarm & individual fault indicating LEDs
- $I_{cu}=I_{cs}=I_{cw}(1sec) = 50kA @ 440V AC$

Draw-out Type circuit breaker with Microprocessor based TS2S Trip Unit (without display)

Rating In (A)	3P Draw-out Manual Reference	Unit MRP [₹]	3P Draw-out Electrical Reference	Unit MRP [₹]	4P Draw-out Manual Reference	Unit MRP [₹]	4P Draw-out Electrical Reference	Unit MRP [₹]
800	ENW208N3MW2S	348990	ENW208N3NW2S	454580	ENW208N4MW2S	440290	ENW208N4NW2S	545880
1000	ENW210N3MW2S	367070	ENW210N3NW2S	472660	ENW210N4MW2S	461700	ENW210N4NW2S	567290
1250	ENW212N3MW2S	409710	ENW212N3NW2S	515300	ENW212N4MW2S	512330	ENW212N4NW2S	617930
1600	ENW216N3MW2S	466860	ENW216N3NW2S	572450	ENW216N4MW2S	571600	ENW216N4NW2S	677200
2000	ENW220N3MW2S	654680	ENW220N3NW2S	760270	ENW220N4MW2S	806030	ENW220N4NW2S	911610
2500	ENW225N3MW2S	811430	ENW225N3NW2S	917030	ENW225N4MW2S	987970	ENW225N4NW2S	1093550
3200	ENW232N3MW2S	982910	ENW232N3NW2S	1088490	ENW232N4MW2S	1207180	ENW232N4NW2S	1312780
4000	ENW240N3MW2S	1204120	ENW240N3NW2S	1309720	ENW240N4MW2S	1549360	ENW240N4NW2S	1654950

EasyPact NW Draw out ACB

ACB variants	LP Changes w.r.t TS2S		How to arrive at new reference number
ACB With TS2A Trip Unit (LCD Display with Current Metering)	Add	₹5460	Example : ACB reference with TS2S trip unit - ENW208N3MW2S. For ACB reference With TS2A replace 2S by 2A i.e ENW208N3MW2A
ACB With TS2E Trip Unit (LCD Display with current metering Voltage Metering and Last 10 Trip History)	Add	₹17020	Example : ACB reference with TS2S trip unit- ENW208N3MW6S. For ACB reference with TS2E trip unit replace 2S by 2E i.e ENW208N3MW2E

Note:

The product label on all electrical operated breakers may have different reference number than above printed however both references will have same functionalities. For example

- ENW208N3NW6S can be represented as ENW208N3EW6S
- ENW208N3NF6S can be represented as ENW208N3EF6S

All draw-out type circuit breakers will be supplied with:


- Top and Bottom horizontal terminations.
 - 1 no Electrical fault indication Contact (SDE).
 - No Auxiliary contact block (OF) with 4 C/O contacts.
 - Safety shutters on Chassis & door sealing frame-Escutcheon (COP).
- All electrically operated breakers are supplied with motor mechanism (MCH), closing coil (XF) & shunt release (MX).
 - External Neutral CT required for highly un-balanced TP-N system must be ordered at extra price.
 - Any other accessories are optional at extra price.

For details on non-standard references, technical parameters, stockable and non-stockable status, please contact Customer Care Centre.

NORMAL STOCK ITEMS

W.E.F. April 01st, 2026



- BIS Certified 
- Conforms to IS/ IEC 60947-2 & 3
- Microprocessor based TSS trip systems with switchable thermal memory
- No derating up to 50°C
- Zone Selective Interlocking
- Fully rated neutral with inbuilt protection
- NFC wireless to EPD App
- Visible Interactive health indication.
- Pre trip alarm & individual fault indicating LEDs
- Icu=Ics=Icw(1sec) =50kA @ 440V AC

Fixed Type circuit breaker with Microprocessor based TS6S Trip Unit (without display)

Rating in (A)	3P Fix Manual Reference	Unit MRP [₹]	3P Fix Electrical Reference	Unit MRP [₹]	4P Fix Manual Reference	Unit MRP [₹]	4P Fix Electrical Reference	Unit MRP [₹]
800	ENW208N3MF6S	266810	ENW208N3NF6S	372410	ENW208N4MF6S	339240	ENW208N4NF6S	444830
1000	ENW210N3MF6S	292070	ENW210N3NF6S	397660	ENW210N4MF6S	368420	ENW210N4NF6S	474020
1250	ENW212N3MF6S	335700	ENW212N3NF6S	441290	ENW212N4MF6S	419410	ENW212N4NF6S	525010
1600	ENW216N3MF6S	372630	ENW216N3NF6S	478210	ENW216N4MF6S	481680	ENW216N4NF6S	587270
2000	ENW220N3MF6S	499590	ENW220N3NF6S	605180	ENW220N4MF6S	652880	ENW220N4NF6S	758480
2500	ENW225N3MF6S	609050	ENW225N3NF6S	714640	ENW225N4MF6S	769470	ENW225N4NF6S	875060
3200	ENW232N3MF6S	871820	ENW232N3NF6S	977410	ENW232N4MF6S	1075680	ENW232N4NF6S	1181270
4000	ENW240N3MF6S	1073610	ENW240N3NF6S	1179210	ENW240N4MF6S	1345980	ENW240N4NF6S	1451570

EasyPact NW Fix ACB

ACB variants	LP Changes w.r.t TS6S		How to arrive at new reference number
Switch Disconnector (Without Trip Unit)	Reduce	₹23120	Example : ACB reference with TS6S trip unit - ENW208N3MF6S. For switch disconnector reference replace 6S by 0D i.e ENW208N3MF0D
ACB With TS6A Trip Unit (LCD Display with Current Metering)	Add	₹11800	Example : ACB reference with TS6S trip unit- ENW208N3MF6S. For ACB reference with TS6A trip unit replace 6S by 6A i.e ENW208N3MF6A
ACB With TS6E Trip Unit (LCD Display with current metering Voltage Metering and Last 10 Trip History)	Add	₹27220	Example : ACB reference with TS6S trip unit - ENW208N3MF6S. For ACB reference with TS6E trip unit replace 6S by 6E i.e ENW208N3MF6E

Note:

The product label on all electrical operated breakers may have different reference number than above printed however both references will have same functionalities. For example

- ENW208N3NW6S can be represented as ENW208N3EW6S
- ENW208N3NF6S can be represented as ENW208N3EF6S

All draw-out type circuit breakers will be supplied with:


- Top and Bottom horizontal terminations.
 - 1 no Electrical fault indication Contact (SDE).
 - No Auxiliary contact block (OF) with 4 C/O contacts.
 - Safety shutters on Chassis & door sealing frame-Escutcheon (COP).
- All electrically operated breakers are supplied with motor mechanism (MCH), closing coil (XF) & shunt release (MX).
 - External Neutral CT required for highly un-balanced TP-N system must be ordered at extra price.
 - Any other accessories are optional at extra price.

For details on non-standard references, technical parameters, stockable and non-stockable status, please contact Customer Care Centre.

 NORMAL STOCK ITEMS

W.E.F. April 01st, 2026



- BIS Certified 
- Conforms to IS/ IEC 60947-2 & 3
- Microprocessor based TSS trip systems with switchable thermal memory
- No derating up to 50°C
- Zone Selective Interlocking
- Fully rated neutral with inbuilt protection
- NFC wireless to EPD App
- Visible Interactive health indication.
- Pre trip alarm & individual fault indicating LEDs
- Icu=Ics=Icw(1sec) =50kA @ 440V AC

Fixed Type circuit breaker with Microprocessor based TS2S Trip Unit (without display)

Rating in (A)	3P Fix Manual Reference	Unit MRP [₹]	3P Fix Electrical Reference	Unit MRP [₹]	4P Fix Manual Reference	Unit MRP [₹]	4P Fix Electrical Reference	Unit MRP [₹]
800	ENW208N3MF2S	257980	ENW208N3NF2S	363570	ENW208N4MF2S	330420	ENW208N4NF2S	436010
1000	ENW210N3MF2S	283240	ENW210N3NF2S	388840	ENW210N4MF2S	359600	ENW210N4NF2S	465190
1250	ENW212N3MF2S	326880	ENW212N3NF2S	432470	ENW212N4MF2S	410590	ENW212N4NF2S	516190
1600	ENW216N3MF2S	363800	ENW216N3NF2S	469390	ENW216N4MF2S	472850	ENW216N4NF2S	578450
2000	ENW220N3MF2S	490770	ENW220N3NF2S	596350	ENW220N4MF2S	644060	ENW220N4NF2S	749650
2500	ENW225N3MF2S	600220	ENW225N3NF2S	705820	ENW225N4MF2S	760640	ENW225N4NF2S	866240
3200	ENW232N3MF2S	862990	ENW232N3NF2S	968580	ENW232N4MF2S	1066860	ENW232N4NF2S	1172450
4000	ENW240N3MF2S	1064790	ENW240N3NF2S	1170390	ENW240N4MF2S	1337160	ENW240N4NF2S	1442750

EasyPact NW Fix ACB

ACB Variant	LP Changes w.r.t TS2S		How to arrive at New Reference Number
ACB With TS2A Trip Unit (LCD Display with Current Metering)	Add	₹5460	Example : ACB reference with TS2S trip unit - ENW208N3MF2S. For ACB reference with TS2A trip unit replace 2S by 2A i.e ENW208N3MF 2A
ACB With TS2E Trip Unit (LCD Display with current metering Voltage Metering and Last 10 Trip History)	Add	₹17020	Example : ACB reference with TS2S trip unit - ENW208N3MF2S. For ACB reference with TS2E trip unit replace 2S by 2E i.e ENW208N3MF 2E

Note:

The product label on all electrical operated breakers may have different reference number than above printed however both references will have same functionalities. For example

- ENW208N3NW6S can be represented as ENW208N3EW6S
- ENW208N3NF6S can be represented as ENW208N3EF6S

All draw-out type circuit breakers will be supplied with:

- Top and Bottom horizontal terminations.
 - 1 no Electrical fault indication Contact (SDE).
 - No Auxiliary contact block (OF) with 4 C/O contacts.
 - Safety shutters on Chassis & door sealing frame-Escutcheon (COP).
- All electrically operated breakers are supplied with motor mechanism (MCH), closing coil (XF) & shunt release (MX).
 - External Neutral CT required for highly un-balanced TP-N system must be ordered at extra price.
 - Any other accessories are optional at extra price.

For details on non-standard references, technical parameters, stockable and non-stockable status, please contact Customer Care Centre.

NORMAL STOCK ITEMS

W.E.F. April 01st, 2026

Component	Specification	Reference	Unit MRP ₹	
Gear Motor (MCH)				
AC 50/60 Hz	100/130 V	47893	81140	
	200/240 V	47894 <input checked="" type="checkbox"/>	81140	
	380/415 V	47896	81136	
DC	24/30 V	47888	81140	
	48/60 V	47889	81140	
	100/125 V	47890	81140	
	200/250 V	47891	81140	
Closing Release (XF)				
AC 50/60 Hz DC	24/30 V DC	33659	12232	
	48/60 V DC	33660	12232	
	100/130 V AC/DC	MVS15511 <input checked="" type="checkbox"/>	12232	
	200/250 V AC/DC	MVS15512 <input checked="" type="checkbox"/>	12232	
	380/480 V AC	MVS15513	12232	
Opening Release (MX)				
AC 50/60 Hz DC	24/30 V DC, 24 V AC	33659	12232	
	48/60 V DC, 48 V AC	33660	12232	
	100/130 V AC/DC	33661 <input checked="" type="checkbox"/>	12232	
	200/250 V AC/DC	33662 <input checked="" type="checkbox"/>	12232	
	380/480 V AC	33664 <input checked="" type="checkbox"/>	12232	
Terminal Block				
For drawout circuit breaker		47849	440	
Under Voltage Release (MN)				
AC 50/60 Hz DC	24/30 V DC, 24 V AC	33668	12232	
	48/60 V DC, 48 V AC	33669	12232	
	100/130 V AC/DC	33670 <input checked="" type="checkbox"/>	12232	
	200/250 V AC/DC	33671 <input checked="" type="checkbox"/>	12232	
	380/480 V AC	33673 <input checked="" type="checkbox"/>	12232	
MN Delay Unit				
AC 50/60 Hz DC	48/60 V AC/DC	Rr (adjustable)	33680	16511
	100/130 V AC/DC	Rr (adjustable)	33681	16511
	200/250 V AC/DC	Rr (adjustable)	33682	16511
	380/480 V AC/DC	Rr (adjustable)	33683	16511
	100/130 V AC/DC	R (non-adjustable)	33684	15378
	200/250 V AC/DC	R (non-adjustable)	33685 <input checked="" type="checkbox"/>	15378
ON/OFF Indication Contacts (Additional OF contact)				
1 additional block of 4 contacts		47887	11044	
Door Interlock (VPECD)/1 part				
On right hand side of chassis		47914 <input checked="" type="checkbox"/>	5445	
Operation Counter				
Operation Counter CDM		48535	15477	


* The accessory range is standardized across EasyPact NW and EasyPact MVS models.

For details on non-standard references, technical parameters, stockable and non-stockable status, please contact Customer Care Centre.

NORMAL STOCK ITEMS

W.E.F. April 01st, 2026



- BIS Certified 
- Conforms to IS/ IEC 60947-2 & 3
- Microprocessor based TSS trip systems with switchable thermal memory
- No derating up to 50°C
- Zone Selective Interlocking
- Fully rated neutral with inbuilt protection
- NFC wireless to EPD App
- Visible Interactive health indication.
- Pre trip alarm & individual fault indicating LEDs
- Icw(1sec) =50kA @ 440V AC

Draw-out Type circuit breaker with Microprocessor based TS6S Trip Unit (without display)

Rating in (A)	3P Draw-out Manual Reference	Unit MRP [₹]	3P Draw-out Electrical Reference	Unit MRP [₹]	4P Draw-out Manual Reference	Unit MRP [₹]	4P Draw-out Electrical Reference	Unit MRP [₹]
630	ENW106C3MW6S	On Request	ENW106C3NW6S	On Request	ENW106C3MW6S	On Request	ENW106C3NW6S	On Request
800	ENW108C3MW6S	On Request	ENW108C3NW6S	On Request	ENW108C4MW6S	On Request	ENW108C4NW6S	On Request
1000	ENW110C3MW6S	On Request	ENW110C3NW6S	On Request	ENW110C4MW6S	On Request	ENW110C4NW6S	On Request
1250	ENW112C3MW6S	On Request	ENW112C3NW6S	On Request	ENW112C4MW6S	On Request	ENW112C4NW6S	On Request
1600	ENW116C3MW6S	On Request	ENW116C3NW6S	On Request	ENW116C4MW6S	On Request	ENW116C4NW6S	On Request

Draw-out Type circuit breaker with Microprocessor based TS2S Trip Unit (without display)


Rating in (A)	3P Draw-out Manual Reference	Unit MRP [₹]	3P Draw-out Electrical Reference	Unit MRP [₹]	4P Draw-out Manual Reference	Unit MRP [₹]	4P Draw-out Electrical Reference	Unit MRP [₹]
630	ENW106C3MW2S	On Request	ENW106C3NW2S	On Request	ENW106C3MW2S	On Request	ENW106C3NW2S	On Request
800	ENW108C3MW2S	On Request	ENW108C3NW2S	On Request	ENW108C4MW2S	On Request	ENW108C4NW2S	On Request
1000	ENW110C3MW2S	On Request	ENW110C3NW2S	On Request	ENW110C4MW2S	On Request	ENW110C4NW2S	On Request
1250	ENW112C3MW2S	On Request	ENW112C3NW2S	On Request	ENW112C4MW2S	On Request	ENW112C4NW2S	On Request
1600	ENW116C3MW2S	On Request	ENW116C3NW2S	On Request	ENW116C4MW2S	On Request	ENW116C4NW2S	On Request

For details on non-standard references, technical parameters, stockable and non-stockable status, please contact Customer Care Centre.

NORMAL STOCK ITEMS

W.E.F. April 01st, 2026



- BIS Certified 
- Conforms to IS/ IEC 60947-2 & 3
- Microprocessor based TSS trip systems with switchable thermal memory
- No derating up to 50°C
- Zone Selective Interlocking
- Fully rated neutral with inbuilt protection
- NFC wireless to EPD App
- Visible Interactive health indication.
- Pre trip alarm & individual fault indicating LEDs
- Icw(1sec) =50kA @ 440V AC

Fixed Type circuit breaker with Microprocessor based TS6S Trip Unit (without display)

Rating in (A)	3P Fix Manual Reference	Unit MRP [₹]	3P Fix Electrical Reference	Unit MRP [₹]	4P Fix Manual Reference	Unit MRP [₹]	4P Fix Electrical Reference	Unit MRP [₹]
630	ENW106C3MF6S	On Request	ENW106C3NF6S	On Request	ENW106C4MF6S	On Request	ENW106C4NF6S	On Request
800	ENW108C3MF6S	On Request	ENW108C3NF6S	On Request	ENW108C4MF6S	On Request	ENW108C4NF6S	On Request
1000	ENW110C3MF6S	On Request	ENW110C3NF6S	On Request	ENW110C4MF6S	On Request	ENW110C4NF6S	On Request
1250	ENW112C3MF6S	On Request	ENW112C3NF6S	On Request	ENW112C4MF6S	On Request	ENW112C4NF6S	On Request
1600	ENW116C3MF6S	On Request	ENW116C3NF6S	On Request	ENW116C4MF6S	On Request	ENW116C4NF6S	On Request

Fixed Type circuit breaker with Microprocessor based TS2S Trip Unit (without display)

Rating in (A)	3P Fix Manual Reference	Unit MRP [₹]	3P Fix Electrical Reference	Unit MRP [₹]	4P Fix Manual Reference	Unit MRP [₹]	4P Fix Electrical Reference	Unit MRP [₹]
630	ENW106C3MF2S	On Request	ENW106C3NF2S	On Request	ENW106C4MF2S	On Request	ENW106C4NF2S	On Request
800	ENW108C3MF2S	On Request	ENW108C3NF2S	On Request	ENW108C4MF2S	On Request	ENW108C4NF2S	On Request
1000	ENW110C3MF2S	On Request	ENW110C3NF2S	On Request	ENW110C4MF2S	On Request	ENW110C4NF2S	On Request
1250	ENW112C3MF2S	On Request	ENW112C3NF2S	On Request	ENW112C4MF2S	On Request	ENW112C4NF2S	On Request
1600	ENW116C3MF2S	On Request	ENW116C3NF2S	On Request	ENW116C4MF2S	On Request	ENW116C4NF2S	On Request

For details on non-standard references, technical parameters, stockable and non-stockable status, please contact Customer Care Centre.

NORMAL STOCK ITEMS

W.E.F. April 01st, 2026



EasyPacT MVS DA1

1500V DC Switch-Disconnectors

Switch-Disconnectors

- Ratings
 - EasyPact MVS 1600-4000A DA1
 - Switch-Disconnectors type : DA1
- 3 or 4 poles
- Fixed version
- Only one frame size



se.com/in

Schneider
Electric

INDERSONS, S-11 Rajouri Garden, New Delhi 110027 email: sales@indersonsindia.com



Easy Series

EasyPacT™ MVS T3

at 1140V AC


LV air circuit breakers
from 800 to 4000A
fixed and drawout version



se.com/in

Schneider
Electric

INDERSONS, S-11 Rajouri Garden, New Delhi 110027 email: sales@indersonsindia.com



ASCO - Automatic Transfer Switches

Power available always when you need it

ASCO Power Technologies is your one stop solution for Transfer Switch solutions to improve power availability by transferring electrical loads to alternate sources of power. Whether you require uninterrupted power supply for critical operations or simply keep the lights on, we have you covered.

se.com/in

Schneider
Electric

INDERSONS, S-11 Rajouri Garden, New Delhi 110027 email: sales@indersonsindia.com

ASCO 7000 SERIES IEC Medium Voltage Power Transfer Switch

ASCO Transfer Switches improve power availability by enabling automatic transfer between sources. The ASCO 7000 SERIES Medium Voltage Automatic Transfer Switch offers various configurations and switching modes (delayed and closed transition) to meet unique application needs and conforms to the IEC 62271-200 standard. Its standard configuration includes PIX RoF Cubicle sections, Normal Source Circuit Breaker section, Emergency Source Circuit Breaker section, and Load feeder section, all operated by ASCO's intelligent Group 5 controller for reliable transfer between sources.




Ordering Information of ASCO 7000 SERIES Medium Voltage Automatic Transfer Switch

E		7		A		C		T		P		0		3		1250		9		5		X		L	
Interrupting Rating	Product SERIES	Operation Type		Transition Type		Construction		Device Type		Neutral Code	Poles	Amperes	Voltage		Controller		Accessories		Enclosures						
A	25kAIC	7	7000 SERIES	A	Automatic	C	Closed	T	Transfer Switch	P	PIX RoF IEC Dual CB Transfer Switch	0	None	3	0630 0800 1250 2000 2500	3 6 7 9 0	3300V 6600V 7200V 11000V 13800V Other	5	Group 5	0	None	L	IP4X		
E	31.5kAIC					D	Delayed											X	Per Acc#						

Contact your local representative for availability of other Voltages

Medium Voltage Transfer Switch Specifications		Additional Features
Voltage Class	12kV or 17.5kV	<ul style="list-style-type: none"> ASCO 7000 Series Group 5 Controller Transition Type: Delayed or Closed Automatic with Manual Operation mode to facilitate testing. Contacts for source acceptability. (18B & 18G) LED Indication of source status Output contact for disconnecting load before and/ or after transfer (31Z) Thermostat controlled heater in each breaker and cable section for condensation control Air Insulated PIX RoF Switchgear Cubicles with EasyPact EXE breakers Integrated earthing solution for cables and busbars through interlocked earthing switch Segregated controls Convenience light and outlet in low voltage compartments.
Nominal System Voltage	3.3kV, 6.6kV, 7.2kV, 11kV, 13.8kV	
Ampacity Rating	630A, 800A, 1250A, 2000A, 2500A	
Number of Sections	3	
IEC 62271-200	Yes	
Internal Arc Classification (IAC)	Default: AFLR Up to 31.5kA for 0.1 second; Optional: AFLR Up to 31.5kA for 1 second (Accessory 138AC)	
Cable Entry	Bottom Default; Top Optional (Accessory 138*)	
Draw Out Circuit Breakers	Yes	
Automatic Shutters	Yes	
Coating - Powder Coated Polyester	Color RAL 9003	
Enclosure Rating	IP4X (Indoor)	
Protective Relays	Optional (Accessories 118PE and 118PN)	
Ethernet/Serial Communications	Optional (Accessory 72EE2)	
Power Metering	Optional (Accessory 135L)	
Top Cable Entry	Optional (Accessories 138CL, 138CN, 138CE)	
Surge Protection	Optional (Accessories 73MV1 and 73MV2)	
Operating Conditions	Ambient Temp -5C to +40C; Relative Humidity over a 24 hour period <95%, over a 1 month period <90%; Installation altitude above sea level < 1000m*	

*Note: Contact Sales representative for derating options outside of published operating conditions.



ASCO Power Technologies™

The **7000 SERIES** Automatic Transfer Bypass-Isolation Switch is designed for critical applications where uninterrupted power is essential.

- Allows bypass-isolation without load interruption
- Primary transfer switch can be inspected, tested, and maintained without interrupting power to the load
- Transfer switch and bypass transfer switch have identical electrical ratings
- Range: 150 to 4000A
- Draw-out design allows for easy transfer switch maintenance
- Open Transition (OTTS), Closed Transition (CTTS) and Delayed Transition (DTTS) Designs

Series 7000/300, Automatic Transfer Switch (ASCO)

7000/300 Series Power Transfer Switches are available in open and enclosed variants, ranging from 30 to 4000 amps (LV) & 1200 to 3000A (MV) with wide range of accessories. All switching configurations (OTTS, DTTS, CTTS) are available with optional integrated bypass-isolation switch.



Series 7000/300, Automatic Transfer Switch (ASCO)

Frame	Rating(A)	Controller Type	Reference (4P, Overlapping Neutral)	Unit MRP [₹]	Controller Type	Reference (4P, Overlapping Neutral)	Unit MRP [₹]
D	30	Series 7000 Group 5 Controller	D07ATSC30030K500	On Request	Series 300 Group G Controller	D03ATSC30030KG00	On Request
	70		D07ATSC30070K500	On Request		D03ATSC30070KG00	On Request
	104		D07ATSC30100K500	On Request		D03ATSC30104KG00	On Request
	150		D07ATSC30150K500	On Request		D03ATSC30150KG00	On Request
	200		D07ATSC30200K500	On Request		D03ATSC30200KG00	On Request
	230		D07ATSC30230K500	On Request		D03ATSC30230KG00	On Request
J	260	Series 7000 Group 5 Controller	J07ATSC30260K500	On Request	Series 300 Group G Controller	J03ATSC30260KG00	On Request
	400		J07ATSC30400K500	On Request		J03ATSC30400KG00	On Request
	600		J07ATSC30600K500	On Request		J03ATSC30600KG00	On Request
H	800	Series 7000 Group 5 Controller	H07ATSC30800K500	On Request	Series 300 Group G Controller	H03ATSC30800KG00	On Request
	1000		H07ATSC31000K500	On Request		H03ATSC31000KG00	On Request
	1200		H07ATSC31200K500	On Request		H03ATSC31200KG00	On Request
G	1600	Series 7000 Group 5 Controller	G07ATSC31600K500	On Request	Series 300 Group G Controller	G03ATSC31600KG00	On Request
	2000		G07ATSC32000K500	On Request		G03ATSC32000KG00	On Request
	2600		G07ATSC32600K500	On Request		G03ATSC32600KG00	On Request
	3000		G07ATSC33000K500	On Request		G03ATSC33000KG00	On Request
	3200		G07ATSC33200K500	On Request		G03ATSC33200KG00	On Request
	4000		G7ATSC34000K5X40RM	On Request		-	-

- Conforming to UL 1008
- Fast & Consistent Transfer (Less than 100ms)
- Single Solenoid True Double throw Design
- High Withstanding & Closing-On Fault Currents (WCR)
- Neutral Overlap to eliminate Voltage Transients
- In-Phase Monitor to avoid Motor Inrush current
- Engine Start/Stop, AMF Logic & Time Delay Setting
- Programmable Daily/Weekly Engine Exerciser
- 4 Line LCD + LED Display
- 99 Events Log & Diagnostics with Date/Time
- Statistical ATS System Monitoring Information
- Communication Compatible (Modbus/Ethernet)

- 2P, 3P & 4P with solid neutral/Switched Neutral are available
- ATS with stand alone Type Tested NEMA Enclosure available
- For Series 7000 Close Transition, Bypass Option & Medium Voltage ATS offer please contact Customer Care Centre

For details on non-standard references, technical parameters, stockable and non-stockable status, please contact Customer Care Centre.

✓ NORMAL STOCK ITEMS

W.E.F. April 01st, 2026

WOTPC, Automatic transfer switch

- Conforming to IEC 60947-6-1
- Solenoid operated, Built-in Microprocessor Controller
- 1000-4000 Amps in same compact frame
- Utilization Category: AC 33A
- Mechanical Endurance: 20,000 ops
- Rated Short circuit withstand of 65 kA, 3sec & 90 kA, 1sec
- Built in RS 485 port for communication



Rating (amps)	Poles	Reference	Unit MRP [₹]	Poles	Reference	Unit MRP [₹]
1000	3P	OT10003D5VI	On Request	4P	OT10004D5VI	On Request
1250	3P	OT12503D5VI	On Request	4P	OT12504D5VI	On Request
1600	3P	OT16003D5VI	On Request	4P	OT16004D5VI <input checked="" type="checkbox"/>	On Request
2000	3P	OT20003D5VI	On Request	4P	OT20004D5VI <input checked="" type="checkbox"/>	On Request
2500	3P	OT25003D5VI	On Request	4P	OT25004D5VI <input checked="" type="checkbox"/>	On Request
3200	3P	OT32003D5I	On Request	4P	OT32004D5I <input checked="" type="checkbox"/>	On Request
4000	3P	OT40003D5I	On Request	4P	OT40004D5I <input checked="" type="checkbox"/>	On Request

*above references are with vertical termination, for horizontal terminal please contact customer care

WOTPC Accessories



The transfer switch connects to the controller through extension harness. The controller automatically transfers between the utility and backup source.

Description	Reference	Unit MRP [₹]
Phase Partition (Each)	W0OT0001I	On Request
Extension Harness (4m)	W0OT0002I	On Request
Copper bar for Vertical Wiring	W0OT0003I	On Request

For details on non-standard references, technical parameters, stockable and non-stockable status, please contact Customer Care Centre.

NORMAL STOCK ITEMS

W.E.F. April 01st, 2026

Advanced transfer switch to maximize

NEW

UPTIME



“TransferPacT Active Automatic is now ready to deliver maximum uptime and safety with a complete range from 32A to 1600A

- Conforming to IEC 60947-6-1
- Optimize panel space by up to 30%, saving cost and improving efficiency
- Ultra fast transfer speed for better power availability
- Solenoid operated, Built - in Microprocessor Controller
- Robust design
- Utilization Category: AC 33A/B
- Poles: 3,4
- Scalable with plug and play - 10 function modules
- Connectivity with compliance to cyber security standard IEC 62443 - SL1

TransferPacT™ Active Automatic



Environmental data program

se.com/in

Schneider
Electric

TransferPacT Active Automatic



TransferPacT is an Ecostruxure-ready advance transfer switch to maximize reliability and uptime for your facility.

- Conforming to IEC 60947-6-1
- Solenoid operated, Built-in Microprocessor Controller
- Fast transfer time of <500ms
- 2,3 and 4 Pole configuration ranging within 32-800A
- Three position, Open transition transfer switch
- Extreme Environment proof with operating temperature of -25 to 70°C
- Utilization Category: AC 33A/B
- Tested for Total Discrimination with ComPacT NSXm Circuit breakers for seamless integration.
- Scalable with plug and play - 10 function modules
- Connectivity with compliance to cyber security standard IEC 62443, SL1 Level

Frame		TA10					TA16				
Rating (amps)	Poles*	Reference	Unit MRP [₹]	Poles*	Reference	Unit MRP [₹]	Poles*	Reference	Unit MRP [₹]		
32	2P	TA10D2L0323TPE	On Request	4P	TA10D4L0324TPE	On Request	-	-	-		
40	2P	TA10D2L0403TPE	On Request	4P	TA10D4L0404TPE	On Request	-	-	-		
50	2P	TA10D2L0503TPE	On Request	4P	TA10D4L0504TPE	On Request	-	-	-		
63	2P	TA10D2L0633TPE	On Request	4P	TA10D4L0634TPE	On Request	-	-	-		
80	2P	TA10D2L0803TPE	On Request	4P	TA10D4L0804TPE	On Request	4P	TA16D4L0804TPE	On Request		
100	2P	TA10D2L1003TPE	On Request	4P	TA10D4L1004TPE	On Request	4P	TA16D4L1004TPE	On Request		
125	-	-	-	-	-	-	4P	TA16D4L1254TPE	On Request		
160	-	-	-	-	-	-	4P	TA16D4L1604TPE	On Request		

*For 3P ATS, please contact Customer Care Centre.

Frame		TA25			TA63		
Rating (amps)	Poles*	Reference	Unit MRP [₹]	Poles*	Reference	Unit MRP [₹]	
200	4P	TA25D4L2004TPE	On Request	-	-	-	
250	4P	TA25D4L2504TPE	On Request	-	-	-	
320	-	-	-	4P	TA63D4L3204TPE	On Request	
400	-	-	-	4P	TA63D4L4004TPE	On Request	
500	-	-	-	4P	TA63D4L5004TPE	On Request	
630	-	-	-	4P	TA63D4L6304TPE	On Request	

*For 3P ATS, please contact Customer Care Centre.

Frame		TA80			TA1A		
Rating (amps)	Poles*	Reference	Unit MRP [₹]	Poles*	Reference	Unit MRP [₹]	
800	4P	TA80D4L8004TPE	On Request	4P	TA1AD4L8004TPE	On Request	
1000	-	-	-	4P	TA1AD4L10H4TPE	On Request	
1200	-	-	-	4P	TA1AD4L12H4TPE	On Request	
1600	-	-	-	4P	TA1AD4L16H4TPE	On Request	

*For 3P ATS, please contact Customer Care Centre.

For details on non-standard references, technical parameters, stockable and non-stockable status, please contact Customer Care Centre.

NORMAL STOCK ITEMS

W.E.F. April 01st, 2026

TransferPacT Active Automatic

TransferPacT Active Automatic Accessories



HMI cable



External HMI



Function Module

TransferPacT Active Automatic is designed to provide maximum scalability with plug and play function modules (no increase in the footprint) and intuitive external HMI.

Accessory Type	Description	Reference	Unit MRP [₹]
Communication function modules	Modbus RTU (Serial Port)	TPCCOM16	On Request
	BUS extension and 24 Vdc auxiliary supply	TPCDIO15	On Request
Fire Protection function modules	Fire protection,24VDC pulse	TPCDIO10	On Request
	Fire protection,24VDC constant	TPCDIO11	On Request
	Fire protection,230VAC constant	TPCDIO13	On Request
	Fire protection,dry contact	TPCDIO14	On Request
Control and Signalling function modules	Genset start and Alarm	TPCDIO17	On Request
	Load shedding and Availability warning	TPCDIO05	On Request
	Transfer inhibit and Remote testing	TPCDIO07	On Request
	Voluntary Remote Control	TPCDIO08	On Request
Display Modules	External HMI	TPCCIF04	On Request
	LCD display	TPCCIF01	On Request
	Rotary display	TPCCIF02	On Request
	IP54 cover	TPCOTH38	On Request

*For more details on accessories, please contact Customer Care Centre.

For details on non-standard references, technical parameters, stockable and non-stockable status, please contact Customer Care Centre.

NORMAL STOCK ITEMS

W.E.F. April 01st, 2026

Circuit Breaker/Transfer Switching Equipment Coordination

Upstream: ComPacT NSXm

Downstream: TransferPacT TA10, TA16

Ue: ≤440 V AC

Load side		TSE		TA10				TA16						
		Rating (A)		32	40	50	63	80	100	80	100	125	160	
		Ith (A) 60°C		32	40	50	63	80	100	80	100	125	160	
		Icw (kA)		3	3	3	3	3	3	5.5	5.5	5.5	5.5	
		Icm (kA)		15	15	15	15	15	15	20	20	20	20	
Supply side Icu		Icu (kA)												
Circuit breaker:		415 V	440 V	Ir (A)	TSE conditional short-circuit current and related making capacity:									
NSXm E TMD Micrologic 4.1	16	10	Ir ≤ 32	T	T	T	T	T	T	T	T	T	T	
			Ir ≤ 40		T	T	T	T	T	T	T	T	T	
			Ir ≤ 50			T	T	T	T	T	T	T	T	T
			Ir ≤ 63				T	T	T	T	T	T	T	T
			Ir ≤ 80						T	T	T	T	T	T
			Ir ≤ 100							T	T	T	T	T
			Ir ≤ 125									T	T	T
			Ir ≤ 160											T
NSXm B TMD Micrologic 4.1	25	20	Ir ≤ 32	T	T	T	T	T	T	T	T	T	T	
			Ir ≤ 40		T	T	T	T	T	T	T	T	T	
			Ir ≤ 50			T	T	T	T	T	T	T	T	
			Ir ≤ 63				T	T	T	T	T	T	T	
			Ir ≤ 80						T	T	T	T	T	
			Ir ≤ 100							T	T	T	T	
			Ir ≤ 125									T	T	
			Ir ≤ 160											T
NSXm F TMD Micrologic 4.1	36	35	Ir ≤ 32	T	T	T	T	T	T	T	T	T	T	
			Ir ≤ 40		T	T	T	T	T	T	T	T		
			Ir ≤ 50			T	T	T	T	T	T	T		
			Ir ≤ 63				T	T	T	T	T	T		
			Ir ≤ 80						T	T	T	T		
			Ir ≤ 100							T	T	T		
			Ir ≤ 125									T	T	
			Ir ≤ 160											T
NSXm N TMD Micrologic 4.1	50	50	Ir ≤ 32	36/75	36/75	36/75	36/75	36/75	36/75	T	T	T	T	
			Ir ≤ 40		36/75	36/75	36/75	36/75	36/75	T	T	T		
			Ir ≤ 50			36/75	36/75	36/75	36/75	T	T	T		
			Ir ≤ 63				36/75	36/75	36/75	T	T	T		
			Ir ≤ 80					36/75	36/75	T	T	T		
			Ir ≤ 100						36/75	T	T	T		
			Ir ≤ 125									T	T	
			Ir ≤ 160											T
NSXm N TMD Micrologic 4.1	70	65	Ir ≤ 32	36/75	36/75	36/75	36/75	36/75	36/75	T	T	T	T	
			Ir ≤ 40		36/75	36/75	36/75	36/75	36/75	T	T	T		
			Ir ≤ 50			36/75	36/75	36/75	36/75	T	T	T		
			Ir ≤ 63				36/75	36/75	36/75	T	T	T		
			Ir ≤ 80					36/75	36/75	T	T	T		
			Ir ≤ 100						36/75	T	T	T		
			Ir ≤ 125									T	T	
			Ir ≤ 160											T

- T : Protection of the Transfer Switching Equipment is ensured but combination not very relevant
- T : Transfer Switching Equipment is totally coordinated up to the Icu of the circuit breaker installed on supply side
- 36/75 : Transfer Switching Equipment is protected up to 36 kA rms / 75 kA peak
- : Protection of the Transfer Switching Equipment is not ensured.

Circuit Breaker/Transfer Switching Equipment Coordination

Upstream: ComPacT NSX100-250

Downstream: TransferPacT TA10, TA16

Ue: ≤440 V AC

Load side		TSE		TA10				TA16						
		Rating (A)		32	40	50	63	80	100	80	100	125	160	
		Ith (A) 60°C		32	40	50	63	80	100	80	100	125	160	
		Icw (kA)		3	3	3	3	3	3	5.5	5.5	5.5	5.5	
		Icm (kA)		15	15	15	15	15	15	20	20	20	20	
Supply side Icu		Icu (kA)												
Circuit breaker:		415 V	440 V	Ir (A)	TSE conditional short-circuit current and related making capacity:									
NSX100B NSX160B TMD/TMG/ Micrologic	25	20	Ir ≤ 32	T	T	T	T	T	T	T	T	T	T	
			Ir ≤ 40		T	T	T	T	T	T	T	T	T	
			Ir ≤ 50			T	T	T	T	T	T	T	T	T
			Ir ≤ 63				T	T	T	T	T	T	T	T
			Ir ≤ 80							T	T	T	T	T
			Ir ≤ 100							T	T	T	T	T
			Ir ≤ 125									T	T	T
NSX250B TMD/TMG/ Micrologic	25	20	Ir ≤ 32	T	T	T	T	T	T	T	T	T	T	
			Ir ≤ 40		T	T	T	T	T	T	T	T	T	
			Ir ≤ 50			T	T	T	T	T	T	T	T	
			Ir ≤ 63				T	T	T	T	T	T	T	
			Ir ≤ 80							T	T	T	T	
			Ir ≤ 100							T	T	T	T	
			Ir ≤ 125									T	T	
NSX100F NSX160F TMD/TMG/ Micrologic	36	35	Ir ≤ 32	T	T	T	T	T	T	T	T	T	T	
			Ir ≤ 40		T	T	T	T	T	T	T	T		
			Ir ≤ 50			T	T	T	T	T	T	T		
			Ir ≤ 63				T	T	T	T	T	T		
			Ir ≤ 80							T	T	T		
			Ir ≤ 100							T	T	T		
			Ir ≤ 125									T	T	
NSX250F TMD/TMG/ Micrologic	36	35	Ir ≤ 32	25/52	25/52	25/52	25/52	25/52	25/52	T	T	T	T	
			Ir ≤ 40		25/52	25/52	25/52	25/52	25/52	T	T	T		
			Ir ≤ 50			25/52	25/52	25/52	25/52	T	T	T		
			Ir ≤ 63				25/52	25/52	25/52	T	T	T		
			Ir ≤ 80					25/52	25/52		T	T		
			Ir ≤ 100						25/52		T	T		
			Ir ≤ 125									T	T	
NSX100N/H NSX160N/H TMD/TMG/ Micrologic	50/ 70	50/ 65	Ir ≤ 32	36/75	36/75	36/75	36/75	36/75	36/75	T	T	T	T	
			Ir ≤ 40		36/75	36/75	36/75	36/75	36/75	T	T	T		
			Ir ≤ 50			36/75	36/75	36/75	36/75	T	T	T		
			Ir ≤ 63				36/75	36/75	36/75	T	T	T		
			Ir ≤ 80					36/75	36/75		T	T		
			Ir ≤ 100						36/75		T	T		
			Ir ≤ 125									T	T	
NSX250N/H TMD/TMG/ Micrologic	50/ 70	50/ 65	Ir ≤ 32	25/52	25/52	25/52				T	T	T	T	
			Ir ≤ 40		25/52	25/52	25/52	25/52	25/52	T	T	T		
			Ir ≤ 50			25/52	25/52	25/52	25/52	T	T	T		
			Ir ≤ 63				25/52	25/52	25/52	T	T	T		
			Ir ≤ 80					25/52	25/52		T	T		
			Ir ≤ 100						25/52		T	T		
			Ir ≤ 125									T	T	

For details on non-standard references, technical parameters, stockable and non-stockable status, please contact Customer Care Centre.

Circuit Breaker/Transfer Switching Equipment Coordination

Upstream: ComPacT NSX100-250

Downstream: TransferPacT TA10, TA16

Ue: ≤440 V AC

Load side		TSE			TA10				TA16				
Rating (A)		32	40	50	63	80	100	80	100	125	160		
Ith (A) 60°C		32	40	50	63	80	100	80	100	125	160		
Icw (kA)		3	3	3	3	3	3	5.5	5.5	5.5	5.5		
Icm (kA)		15	15	15	15	15	15	20	20	20	20		
Supply side		Icu (kA)											
Circuit breaker:		415 V	440 V	Ir	TSE conditionnal short-circuit current and related making capacity:								
NSX100S/L/R NSX160S/L/R TMD/TMG/ Micrologic	100/ 150/ 200	90/ 150/ 200	Ir ≤ 32	36/75	36/75	36/75	36/75	36/75	36/75	65/143	65/143	65/143	65/143
			Ir ≤ 40	36/75	36/75	36/75	36/75	36/75	65/143	65/143	65/143	65/143	
			Ir ≤ 50	36/75	36/75	36/75	36/75	65/143	65/143	65/143	65/143		
			Ir ≤ 63	36/75	36/75	36/75	65/143	65/143	65/143	65/143			
			Ir ≤ 80	36/75	36/75	65/143	65/143	65/143	65/143				
			Ir ≤ 100	36/75	65/143	65/143	65/143						
			Ir ≤ 125	65/143	65/143								
			Ir ≤ 160	65/143									
NSX250S/L/R TMD/TMG/ Micrologic	100/ 150/ 200	90/ 150/ 200	Ir ≤ 32	25/52	25/52	25/52	25/52	25/52	25/52	65/143	65/143	65/143	65/143
			Ir ≤ 40	25/52	25/52	25/52	25/52	25/52	65/143	65/143	65/143	65/143	
			Ir ≤ 50	25/52	25/52	25/52	25/52	65/143	65/143	65/143	65/143		
			Ir ≤ 63	25/52	25/52	25/52	65/143	65/143	65/143	65/143			
			Ir ≤ 80	25/52	25/52	65/143	65/143	65/143	65/143				
			Ir ≤ 100	25/52	65/143	65/143	65/143						
			Ir ≤ 125	65/143	65/143								
			Ir ≤ 160	65/143									

T : Protection of the Transfer Switching Equipment is ensured but combination not very relevant

T : Transfer Switching Equipment is totally coordinated up to the Icu of the circuit breaker installed on supply side

36/75 : Transfer Switching Equipment is protected up to 36 kA rms / 75 kA peak

: Protection of the Transfer Switching Equipment / circuit breaker is not ensured.

For details on non-standard references, technical parameters, stockable and non-stockable status, please contact Customer Care Centre.

NORMAL STOCK ITEMS

W.E.F. April 01st, 2026

Circuit Breaker/Transfer Switching Equipment Coordination

Upstream: ComPacT NSX100-630 NS630b NS800L/H/L

Downstream: TransferPacT Automatic TA25, TR25, TA63, TR63, TA80, TR80

Ue: ≤440 V AC

Load side		TSE		TA25, TR25				TA63, TR63				TA80, TR80	
		Rating (A)		100	160	200	250	320	400	500	630	800	
		Ith (A) 60 °C		100	160	200	250	320	400	500	630	800	
		Icw (kA)		15/0.1s	15/0.1s	15/0.1s	15/0.1s	25/0.1s	25/0.1s	25/0.1s	25/0.1s	25/0.1s	
				10/0.5s	10/0.5s	10/0.5s	10/0.5s	20/0.5s	20/0.5s	20/0.5s	20/0.5s	20/0.5s	
				8/1s	8/1s	8/1s	8/1s	15/1s	15/1s	15/1s	15/1s	15/1s	
		Icm (kA)		30	30	30	30	40	40	40	40	40	
Supply side		Icu (kA)											
Circuit breaker:		415 V	440 V	I _r	TTSE conditionnal short-circuit current and related making capacity:								
NSX100B/F/N/H/S/L				I _r ≤100	T	T	T	T	T	T	T	T	T
NSX160B/F/N/H/S/L				I _r ≤160		T	T	T	T	T	T	T	T
NSX250B/F/N/H/S/L		25/36/50/70/100/150	20/35/50/65/90/130	I _r ≤200			T	T	T	T	T	T	T
TMD/TMG/ Micrologic				I _r ≤250				T	T	T	T	T	T
NSX100R				I _r ≤100	T	T	T	T	T	T	T	T	T
NSX250R		200	200	I _r ≤160		T	T	T	T	T	T	T	T
TMD/TMG/ Micrologic				I _r ≤200			T	T	T	T	T	T	T
				I _r ≤250				T	T	T	T	T	T
NSX400F/N/H/S/L				I _r =100	T	T	T	T	T	T	T	T	T
NSX630F/N/H/S/L				I _r ≤160		T	T	T	T	T	T	T	T
Micrologic				I _r ≤200			T	T	T	T	T	T	T
Note:		36/50/70/100/150	30/42/65/90/130	I _r ≤250				T	T	T	T	T	T
Min. In 100 A				I _r ≤320					T	T	T	T	T
Max. In 570A				I _r ≤400					T	T	T	T	T
				I _r ≤500						T	T	T	T
				I _r ≤630							T	T	T
NSX400R				I _r =100	150/330	150/330	150/330	150/330	T	T	T	T	T
NSX630R				I _r ≤160		150/330	150/330	150/330	T	T	T	T	T
Micrologic				I _r ≤200			150/330	150/330	T	T	T	T	T
Note:		200	200	I _r ≤250				150/330	T	T	T	T	T
Min. In 100 A				I _r ≤320					T	T	T	T	T
Max. In 570A				I _r ≤400					T	T	T	T	T
				I _r ≤500						T	T	T	T
				I _r ≤630							T	T	T
NS630b/800 N		50	50	I _r ≤320					20/50	20/50	20/50	20/50	20/50
				I _r ≤400						20/50	20/50	20/50	20/50
				I _r ≤500							20/50	20/50	20/50
				I _r ≤630								20/50	20/50
				I _r ≤800									20/50
NS630b/800H		70	65	I _r ≤320					20/50	20/50	20/50	20/50	20/50
				I _r ≤400						20/50	20/50	20/50	20/50
				I _r ≤500							20/50	20/50	20/50
				I _r ≤630								20/50	20/50
				I _r ≤800									20/50
NS630b/800 L		150	130	I _r ≤320					T	T	T	T	T
				I _r ≤400						T	T	T	T
				I _r ≤500							T	T	T
				I _r ≤630								T	T
				I _r ≤800									T

T : Transfer Switching Equipment is totally coordinated up to the Icu of the circuit breaker installed on supply side

150/330 : Transfer Switching Equipment is protected up to 150 kA rms / 330 kA peak

: Protection of the Transfer Switching Equipment / circuit breaker is not ensured.

For details on non-standard references, technical parameters, stockable and non-stockable status, please contact Customer Care Centre.

NORMAL STOCK ITEMS

W.E.F. April 01st, 2026

Circuit Breaker/Transfer Switching Equipment Coordination

Upstream: ComPacT NS630b to 1600/ MasterPact MTZ1/MTZ2

Downstream: TransferPacT Automatic TA1A

Ue: ≤440 V AC

Load side	TSE			TA1A(1600)			
	Rating (A)	800	1000	1250	1600		
	Ith (A) 60 °C	32	40	50	63		
	Icw (kA)	70/0.1s 50/0.5s	70/0.1s 50/0.5s	70/0.1s 50/0.5s	70/0.1s 50/0.5s		
	Icm (kA)	105	105	105	105		
Supply side	Icu (kA)						
Circuit breaker:	415 V	440 V	Ir	TTSE conditionnal short-circuit current and related making capacity:			
NS630b-1600N	50	50	I _r ≤800	T	T	T	T
			I _r ≤1000		T	T	T
			I _r ≤1250			T	T
			I _r ≤1600				T
NS630b/1600H	70	65	I _r ≤800	T	T	T	T
			I _r ≤1000		T	T	T
			I _r ≤1250			T	T
			I _r ≤1600				T
NS630b/1000 L	150	130	I _r ≤800	T	T	T	T
			I _r ≤1000		T	T	T
			I _r ≤1250			T	T
MTZ1 H1 06-16	42	42	I _r ≤800	T	T	T	T
			I _r ≤1000		T	T	T
			I _r ≤1250			T	T
MTZ1 H2 06-16	50	50	I _r ≤800	T	T	T	T
			I _r ≤1000		T	T	T
			I _r ≤1250			T	T
MTZ1 H3 06-16	66	66	I _r ≤1250			T	T
			I _r ≤1600				T
			I _r ≤800	T	T	T	T
			I _r ≤1000		T	T	T
			I _r ≤1250			T	T
MTZ1 L1 06-10	150	130	I _r ≤800	T	T	T	T
			I _r ≤1000		T	T	T
			I _r ≤1250			T	T
MTZ2 N1 08-20	42	42	I _r ≤800	T	T	T	T
			I _r ≤1000		T	T	T
			I _r ≤1250			T	T
MTZ2 H1 08-20	66	66	I _r ≤1600				T
			I _r ≤800	50/105	50/105	50/105	50/105
			I _r ≤1000		50/105	50/105	50/105
			I _r ≤1250			50/105	50/105
MTZ2 H2 08-20	100	100	I _r ≤1600				50/105
			I _r ≤800	50/105	50/105	50/105	50/105
			I _r ≤1000		50/105	50/105	50/105
			I _r ≤1250			50/105	50/105
			I _r ≤1600				50/105

T : Total coordination, Transferpact is protected up to Icu of downstream circuit-breaker

50/105 : Transferpact is protected up to 70 kArms/130 kA peak of presumed short-circuit current

: Protection of the Transfer Switching Equipment / circuit breaker is not ensured.

For details on non-standard references, technical parameters, stockable and non-stockable status, please contact Customer Care Centre.

NORMAL STOCK ITEMS

W.E.F. April 01st, 2026

WATSN (ATS and RTS)

WATSN is a Compact , Easy and Scalable Transfer Switch for safe and reliable source management.

- Conforming to IEC 60947-6-1
- Automatic and Remote Transfer switches
- Three Position, Open Transition Transfer Switch
- 2,3,4 pole configurations ranging within 63 -630A
- Fast Transfer Speed of <100ms
- Solenoid operated, Built-in Microprocessor Controller(for ATS)
- Reduced size and footprint upto 30%
- Tested for Total Discrimination with EasyPacT CVS Circuit breakers for seamless integration in the power train.
- Utilization Category: AC 33B



WATSN Automatic Transfer Switch

Rating (amps)	Poles	Reference	Unit MRP [₹]	Poles	Reference	Unit MRP [₹]	Poles	Reference	Unit MRP [₹]
63	2P	NA00632V	42640	3P	NA00633V	44200	4P	NA00634V <input checked="" type="checkbox"/>	45240
100	2P	NA01002V	53560	3P	NA01003V	55120	4P	NA01004V <input checked="" type="checkbox"/>	57200
160	2P	N2A01602V	85280	3P	N2A01603V	86320	4P	N2A01604V <input checked="" type="checkbox"/>	87360
250	-	-	-	3P	NA02503V	156000	4P	NA02504V <input checked="" type="checkbox"/>	161200
400	-	-	-	3P	NA04003V	265200	4P	NA04004V <input checked="" type="checkbox"/>	286000
630	-	-	-	3P	NA06303V	332800	4P	NA06304V <input checked="" type="checkbox"/>	343200

WATSN Remote Transfer Switch

Rating (amps)	Poles	Reference	Unit MRP [₹]	Poles	Reference	Unit MRP [₹]	Poles	Reference	Unit MRP [₹]
63	2P	NR00632	On Request	3P	NR00633	On Request	4P	NR00634	On Request
100	2P	NR01002	On Request	3P	NR01003	On Request	4P	NR01004	On Request
160	2P	N2R01602	On Request	3P	N2R01603	On Request	4P	N2R01604	On Request
250	2P	-	-	3P	NR02503	On Request	4P	NR02504	On Request
400	2P	-	-	3P	NR04003	On Request	4P	NR04004	On Request
630	2P	-	-	3P	NR06303	On Request	4P	NR06304	On Request

WATSN Accessories



Function Module



T-Helper

WATSN is a simple and scalable transfer switch with add-on function modules.(Any two function modules can be connected at a time)

Accessory Type	Description	Reference	Unit MRP [₹]
Fire Protection function modules	DC24V Constant voltage fire linkage	NF001	On Request
	DC24V Pulse fire linkage	NF002	On Request
	AC220V Constant voltage fire linkage	NF003	On Request
	AC220V Pulse fire linkage	NF004	On Request
	Passive fire linkage	NF005	On Request
Control and Signalling function modules	Genset control module	NF006	On Request
	Genset control&Communication module	NF008	On Request
	Remote control to S2	NF012	On Request
Communication accessories	Modbus communication module with RS485 interface	NF007	On Request
	T-Helper Operation and maintenance Helper	NF028 <input checked="" type="checkbox"/>	On Request

*For more details on accessories, please contact Customer Care Centre.

For details on non-standard references, technical parameters, stockable and non-stockable status, please contact Customer Care Centre.

NORMAL STOCK ITEMS

W.E.F. April 01st, 2026

Class PC transfer switch

Circuit-breaker / Transfer Switch Equipment coordination

Complementary technical informations
Ue <=415 VAC


Upstream
Downstream

EasyPact CVS
WATSN

Load side		TSE	WATSN			
		Rating	100	160	250	630
		Ith (A) 40°C	100	160	250	630
		Icw (kA)	5	10	10	12
		Icm (kAp)	7.65	17	17	25
Supply side	Icu (kA)					
Circuit breaker:	415V	Ir	TSE conditionnal short-circuit current and related making capacity:			
CVS100B	25		5	T	T	T
CVS160B	25			T	T	T
CVS250B	25				T	T
CVS100F	36		5	25	25	T
CVS160F	36			25	25	T
CVS250F	36				25	T
CVS400F	36					36
CVS630F	36					36
CVS100N	50		5	25	25	T
CVS160N	50			25	25	T
CVS250N	50				25	T
CVS400N/H	50/70					36
CVS630N/H	50/70					36

- T Transfer Switch Equipment is Totally coordinated up to Icu of circuit breaker installed on supply side.
- Protection of the Transfer Switch Equipment is not ensured

For details on non-standard references, technical parameters, stockable and non-stockable status, please contact Customer Care Centre.



Schneider Electric India Pvt. Ltd.

Corporate Office: 15th Floor, DT-4 Downtown, DLF Phase 3, Sector 25A, Gurugram, Haryana - 122002

Ahmedabad

Schneider Electric India (P) Ltd.
1506-1507, 15th Floor Shaph-5
Opp.Karnavati Club, SG Highway,
Ahmedabad, Gujarat - 380015
Tel.: 079-66826701

Bengaluru

Schneider Electric India (P) Ltd.
No. 3/1, JP Techno Park
Mezzanine Floor, Millers Tank Bund
Road, Vasanth Nagar
Bengaluru - 560052
Tel.: 080-71481351

Bhubaneswar

Schneider Electric India (P) Ltd.
Workloop Co-Working in the property
Office No. 316, Esplanade One Mall
Rasulgarh, Bhubaneswar - 751010

Chennai

Schneider Electric India (P) Ltd.
No: 29, 2nd Floor,
Bannari Amman Towers, B-Block
Dr. Radhakrishnan Road, Mylapore
Chennai - 600 004
Tel.:044-71912000

Cochin

Schneider Electric India (P) Ltd.
Alapatt Properties Private Limited
(Trade Name: Centre A)
Main Door Number: 66/4971
(Old Door Number: 40/6584-H)
7th Floor Alapatt Heritage Building
MG Road Kochi - 682035

Coimbatore

Schneider Electric India Pvt. Ltd.
Mikro Grafeo Services Pvt Ltd.,
Elysium Tower, #21, A.T.T
Colony, Near Honda Office,
Coimbatore, Tamil Nadu - 641018

Hyderabad

Schneider Electric Pvt. Ltd.
4B-4th Floor, Gumidelli Towers,
Prakash Nagar, Begumpet,
Hyderabad - 500016

Indore

Schneider Electric India (P) Ltd.
219, Dhan Trident Building
Vijay Nagar, A.B.Road
Indore - 452001

Jaipur

Schneider Electric India (P) Ltd.
Jaipur Business Centre 309
3rd Floor, Sangam Tower 190
Church Road, Jaipur - 302001
Tel.: 0141-2374810

Kolkata

Schneider Electric (I) Pvt. Ltd.
BN3, Salt Lake, Sector V,
Kolkata - 700091

Lucknow

Schneider Electric India (P) Ltd.
Summit, Plot No. TCG 3/3
6th Floor, 604A/B/C, Vibhuti Khand
Gomti Nagar, Lucknow
Uttar Pradesh - 226010
Tel.: 0522-3500334

Ludhiana

Schneider Electric India (P) Ltd.
SCO 23, 2nd Floor,
Chandigarh Road, Sector 32
Ludhiana, Punjab -141010
Tel.: 0161- 5203011

Mohali

Schneider Electric India (P) Ltd.
2nd Floor, Tower-A
Bestech Business Tower
Mega Information & Technology Park
Industrial Plot No.1, Phase IX
(Expansion), Mohali - 160059
Tel.: 0172-7198200

Mumbai

Schneider Electric India Pvt. Ltd.
L&T Business Park, Tower B,
7th Floor, TC-II, Gate No.5,
Saki Vihar Road, Powai,
Mumbai - 400072

Nagpur

Schneider Electric India (P) Ltd.
6, Vasant Vihar Complex
W.H.C Road, Shankar Nagar
Nagpur - 440010
Tel.: 0712-2558581

Nashik

Schneider Electric India (P) Ltd.
401, 4th Floor, Rishi Raj Towers
Jehan Circle, Gangapur Road
Nashik - 422013
Tel.: 0253-2344333

New Delhi

Schneider Electric India (P) Ltd.
C-56, Mayapuri Industrial Area, Phase-2
New Delhi - 110064
Tel.: 011-61317400

Pune

Schneider Electric India (P) Ltd.
Amar Caliber, CTS No 911, BMCC Road,
OFF F.C. Road, Deccan Gymkhana,
Shivaji Nagar, Pune - 411007
Tel.: 020-67492500

Vadodara

Schneider Electric India (P) Ltd.
Notus IT Park, 10th Floor, Block-D
Sarabhai Campus, Vadiwadi
Vadodara, Gujarat - 390017

Vishakhapatnam

Schneider Electric India (P) Ltd.
D.N.10-1-43, 1st Floor
Ratnam's Business Centre,
Siripuram Fort, C.B.M.Compound
Vishakhapatnam - 530016
Tel.: 0891-6675500

Customer Care Centre

Monday-Saturday, 9 a.m. to 8 p.m.

Toll-free numbers: 1800 419 4272, 1800 103 0011

Email: customercare.in@schneider-electric.com

For more information, visit our website at: www.se.com/in

- All Prices are in Indian Rupees
- Prices are subject to change without prior notice
- Product evolution is a continuous process and Schneider Electric reserves the right to modify/withdraw any product at any time without prior notice
- Prices charged will be as prevailing on the date of dispatch
- Invoice Amount = (MRP – less Applicable discount) + Applicable GST %
- Tax incidence on invoices is basis applicable GST rates
- Invoice amount not to exceed MRP
- Product pictures shown are for illustration purpose only; actual product may vary
- Kindly refer product datasheet for detailed specification
- SE recommends to procure products from our authorized sellers only, list of our authorized sellers can be found on <https://www.se.com/in/en/work/support/locator/partner-map/>

Distributor