L&T Electrical & Automation

WINNER OF DEMING PRIZE 2019

PROGRESS TOWARDS A SUSTAINABLE TOMORROW.

PARTNERSHIP | TRUST | DIGITALIZATION

Maximum Retail Prices for Electrical Standard Products

Effective from 01-05-2022

#DNAUnchanged

Good quality products and customer service, continuous improvement in processes, systems and capabilities are the hallmark of leaders in business.

The Electrical Standard Products (ESP) business and New Product Development (NPD) function of L&T Electrical & Automation (E&A) have been awarded the Deming Prize 2019, by JUSE (Union of Japanese Scientists and Engineers), Japan.

The Deming Prize is one of the highest awards on Total Quality Management (TQM) in the globe. It is presented to an organization that has implemented TQM suitable for its management philosophy, scope/type/scale of business and management environment.

The TQM activities of ESP were evaluated for establishment of customer oriented objectives and strategies & top management leadership, suitable utilisation and implementation of TQM, effects obtained regarding business objectives and demonstration of organizational capabilities.

E&A's ESP is the first low voltage switchgear manufacturer in India that has received this recognition.

Contents

Switching & Control

- Contactors 03
- Accessories 08
- Spares 11

Motor Protection Solutions

- Thermal Overload Relays 12
- Electronic Motor Protection Relays 14
- iMMR – Intelligent Motor Management Relay 16
- Motor Protection Circuit Breakers 18

Starters

- Motor Starters 20

Powergear

- Enclosed Automatic Transfer Switch 25
- On Load Changeover Switch-Disconnectors 26
- CZ Bypass Switch & Switch Disconnectors New 27
- Switch-Disconnector-Fuse Units, HRC Fuses & SDs 30
- Moulded Case Circuit Breakers 35
- Sub - Main Distribution Boards 48
- Air Circuit Breakers 52

Energy Management

- Power Quality Solutions 65
- Protection Relays 73
- Metering Devices 75
- Energy Management Solution 76

Automation Solution

- AC Drives 88
- Digital Soft Starters 91
- Programmable Logic Controllers (PLC) & Human Machine Interface 93

Final Distribution Products 95

Discontinued Products/Suggested Alternate Products 112

Note:
[Green colour : HSN code]
Current GST 18%, subject to changes as per Govt. notification

Please contact the nearest branch office for Prices of the following products :

- **Final Distribution Products - 6kA MCBs**
- **Servo & Motion Control Solutions**
- **Wires, Cables and Flat Cables**
- **Busbar Trunking Systems**
- **Rotary Switches**
- **Modular Remote Control Units & Indicating Units**
- **Timing Devices & Supply Monitors**
- **Cable Ducts & Load Break Switches**
- **Modular Switches and Sockets**
- **Medium Voltage AIS upto 36kV**
- **Agricultural Electrical Products**

Note: Product photographs shown, are for representative purposes only.

Solar Switchgear

With the high-tech edge.

Designed for plants up to 800 V AC

L&T Electrical & Automation (E&A)–India's leading supplier of low-voltage switchgear – presents a comprehensive, technically superior range of electricals for solar power installations up to 800 V AC.

Competitively priced, E&A's advanced product range comprises MCCBs, ACBs, AC-Load Break Switches, Outdoor VCBs, ABTs, Tariff Meters, Fuses, and SPDs. All designed to maximize the efficiency of your installation.

Give your solar power installation the high-tech, high-productivity edge. **Contact us today.**

Customer Interaction Center (CIC)
BSNL / MTNL (toll free): 1800 233 5858 Reliance (toll free): 1800 200 5858
Tel: 022 6774 5858 Email: cic@Lntebg.com Web: www.Lntebg.com

Knowledge Portal

Your Online Library & Community

Benefits of the Portal

This portal is an online repository of all L&T Electrical & Automation's literatures like

Catalogues | Pricelists | User Manuals | Dimension Drawings | Product Improvement Notes | Technical Articles | Promotional Videos | Programming Videos | Installation Videos

- Data on Cloud enables quick and fast access
- Latest Data Anywhere and Anytime
- Only access the latest:- No more worries over which is the latest
- No need to pile-up physical copies of the documents
- Directly interact with our Product Experts for any queries you may have
- Customer Portal for healthy interactions for Sharing Ideas/Feedbacks
- Discover any of our Product Literature through Quick Search feature

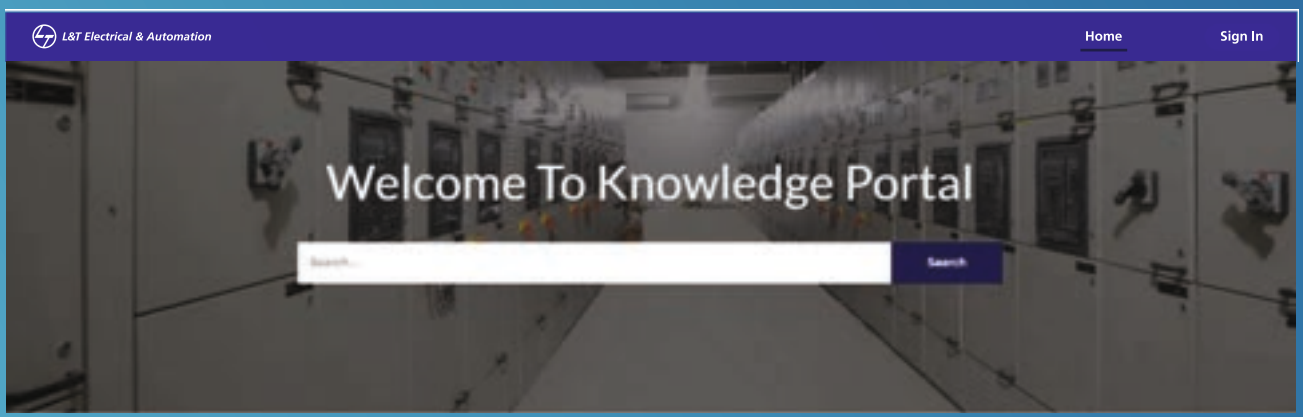

Visit Knowledge Portal: WWW.LNTEBG.COM/KP

Sign Up to the Portal to avail all its benefits

Indersons, ND 27, PH: 0114724 3000, sales@indersonsindia.com

Power Contactors

1 Pole
- MR

2 Pole
- MNX
- MU-2P

3 Pole
- MO
- MNX
- MI
- MX Power
- ML
- MDX (DC Control/Electronic coil Control)
- MVO (Vacuum)

4 Pole
- MCX

Control Relays (Auxiliary Contactors)

- MX0 (Mini) AC/DC
- MO0 AC/DC
- MN0 DC

Capacitor Duty Contactors

- MO C

MI Contactors
6-150A, AC-3 Rating

Understanding customer requirements, we make sure that our range of contactors caters to their evolving needs. Considering the changing expectations of customers and a need for an optimum and reliable solution, we introduce MI range of contactors for applications upto 150 A AC3 rating.

Features :
- Finger proof terminals upto 40A
- Can be used with existing MN Range of thermal overload relays
- Top mounting add-on blocks possible upto 80A
- Spares available for entire range
- Optimised for AC1/AC3 applications

Applications :
- Street lighting
- VFD, Soft Starters applications
- UPS
- Solar and Wind inverters
- Resistive loads
- Battery charging
- Motor Starters

Type	Cat. No.	M.R.P. (₹) Per Unit
MI 6 (With 1 NO aux contact)	**CS90401**	**Price on request***
MI 9 (With 1 NO aux contact)	**CS90402**	
MI 12 (With 1 NO aux contact)	**CS90403**	
MI 18 (With 1 NO aux contact)	**CS90404**	
MI 22 (With 1 NO aux contact)	**CS90405**	
MI 25	**CS90406**	
MI 32	**CS90407**	
MI 40	**CS90408**	
MI 45	**CS90704**	
MI 50	**CS90705**	
MI 70	**CS90706**	
MI 80	**CS90707**	
MI 95	**CS90724**	
MI 120	**CS90725**	
MI 150	**CS90726**	

Notes:
1) Standard coil voltage: 110V, 220V, 240V and 415V, 50Hz
2) For ordering Suffix, please refer page No. 10

***** For accessories and more details please contact nearest branch.

Customer Interaction Center (CIC)
BSNL / MTNL (toll free): 1800 233 5858 Reliance (toll free): 1800 200 5858
Tel: 022 6774 5858 Email: cic@Lntebg.com Web: www.Lntebg.com

Indersons, ND 27, PH: 0114724 3000, sales@indersonsindia.com

3 Pole Power Contactors - Type MNX

Features

- Conforms to IS / IEC 60947-4-1 & IEC 60947-4-1
- Range from 9A – 650A AC-3
- Click fit type construction up to 40A
- Coil on top design in 95A and above
- Spares available for entire range

MNX 22

MNX 40

MNX 80

MNX 140

MNX 250

MNX 650

Size	AC3 Rating (A)	AC1 Rating (A)	Type	Aux. Contacts	Cat. No.	M.R.P. (₹) Per Unit	Std. Pkg. (Nos.)
Fr 1	9	25	MNX 9	1 NO	**CS94106**	**955**	20
				1 NC	**CS94107**	**955**	20
	12	30	MNX 12	1 NO	**CS94108**	**1100**	20
				1 NC	**CS94109**	**1100**	20
	18	30	MNX 18	1 NO	**CS94100**	**1305**	20
				1 NC	**CS94101**	**1305**	20
	22	32	MNX 22	1 NO	**CS94980**	**1515**	20
				1 NC	**CS94981**	**1515**	20
Fr 2	25	45	MNX 25	#	**CS94110**	**1540**	20
	32	55	MNX 32	#	**CS94111**	**3255**	20
	40	55	MNX 40	#	**CS94190**	**5125**	20
Fr 3	50	85	MNX 50	#	**CS97075**	**6770**	1
	70	100	MNX 70	#	**CS97076**	**9445**	1
	80	100	MNX 80	#	**CS97077**	**11900**	1
Fr 4	95	160	MNX 95	2 NO + 2 NC	**CS94136**	**18150**	1
	110	160	MNX 110	2 NO + 2 NC	**CS94137**	**22060**	1
	140	160	MNX 140	2 NO + 2 NC	**CS94138**	**27835**	1
Fr 5	185	250	MNX 185	2 NO + 2 NC	**CS94139**	**33525**	1
	225	300	MNX 225	2 NO + 2 NC	**CS94140**	**36915**	1
	250	300	MNX 250	2 NO + 2 NC	**CS94141**	**41640**	1
Fr 6	300	400	MNX 300	2 NO + 2 NC	**CS90280**	**50200**	1
	400	425	MNX 400	2 NO + 2 NC	**CS94144**	**70520**	1
	550	650	MNX 550	2 NO + 2 NC	**CS94145**	**105030**	1
	650	800	MNX 650	2 NO + 2 NC	**CS96327**	**157160**	1

Notes:

1) # Add-on blocks can be ordered separately
2) For ordering MNX/MO/MVO add-on aux contact blocks, please refer page No. 8
3) For ordering MNX/MO surge suppressor and MNX/MO MIL kit, please refer page No. 9
4) For ordering Suffix, please refer page No. 10
5) Standard coil voltage: MNX/MO - 110V, 220V, 240V and 415V, 50Hz.

▲ If using 16 sq mm cable for MO 45 use of spreader link kit is mandatory
▲ For ordering spreader link kit for MO 45, Please refer page No. 9
∗ Universal AC/DC electronic coil version

3 Pole Power Contactors - Type MO

Features

- Conforms to IS / IEC 60947-4-1 & IEC 60947-4-1
- Range from 9A - 300A AC-3
- Range 140A-300A available with conventional / universal AC/DC electronic coil version
- Common coil for 50 & 60Hz application
- Low pick-up VA consumption
- Standardized accessories for 9A-110A and 140A-300A range
- Compact dimensions saving panel space
- Suitable for Lug as well as Lugless termination
- **RoHS** compliant

Now upgraded to **AC-3e** rating

MO 18

MO 45

MO 70

MO 110

MO 140

MO 300

Size	AC 3e Rating (A)	AC 1 Rating (A)	Type	Aux. Contacts	Cat. No.	M.R.P. (₹) Per Unit	Std. Pkg. (Nos.)
Fr 0	9	30	MO 9	1 NO + 1 NC	**CS94833**	**1615**	10
	12	32	MO 12	1 NO + 1 NC	**CS94834**	**1825**	10
	18	32	MO 18	1 NO + 1 NC	**CS94835**	**2045**	10
Fr 1	25	45	MO 25	#	**CS94567**	**2275**	10
	32	50	MO 32	#	**CS94568**	**4820**	10
	40	50	MO 40	#	**CS94569**	**7390**	10
	45	50	MO 45 ▲	#	**CS94570**	**9425**	10
Fr 2	50	100	MO 50	#	**CS94572**	**9845**	1
	60	100	MO 60	#	**CS94573**	**10725**	1
	70	100	MO 70	#	**CS94574**	**13240**	1
Fr 3	80	125	MO 80	#	**CS94576**	**16840**	1
	95	125	MO 95	#	**CS94577**	**19280**	1
	110	140	MO 110	#	**CS94578**	**23370**	1
Fr 4	140	250	MO 140	2 NO + 2 NC	**CS95000**	**31815**	1
	185	275	MO 185	2 NO + 2 NC	**CS95001**	**36905**	1
	225	275	MO 225	2 NO + 2 NC	**CS95002**	**40620**	1
Fr 4*	140	250	MO 140	2 NO + 2 NC	**CS95042**	**42680**	1
	185	275	MO 185	2 NO + 2 NC	**CS95047**	**52855**	1
	225	275	MO 225	2 NO + 2 NC	**CS95052**	**56515**	1
Fr 5	250	400	MO 250	2 NO + 2 NC	**CS94441**	**45815**	1
	300	500	MO 300	2 NO + 2 NC	**CS94440**	**55255**	1
Fr 5*	250	400	MO 250	2 NO + 2 NC	**CS94456**	**61960**	1
	300	500	MO 300	2 NO + 2 NC	**CS94464**	**71900**	1

Vacuum Contactors$ [8536]

3 Pole Vacuum Contactors - Type MVO

Features

- Conforms to IS / IEC 60947-4-1 & IEC 60947-4-1
- Range from 400 – 820A AC-3
- With contact erosion indicator
- Wide band potted coil with built-in surge suppressor
- Coil on top design
- **RoHS** compliant

MVO 820

AC3 Rating (A)	AC1 Rating (A)	Type	Aux. Contacts	Cat. No.	M.R.P. (₹) Per Unit	Std. Pkg. (Nos.)
400	630	MVO 400	2 NO + 2 NC	**CS90097**	**190605**	1
500	630	MVO 500	2 NO + 2 NC	**CS90098**	**247350**	1
630	820	MVO 630	2 NO + 2 NC	**CS90099**	**314340**	1
820	1000	MVO 820	2 NO + 2 NC	**CS90077**	**475765**	1

$ Available till stocks last

Indersons, ND 27, PH: 0114724 3000, sales@indersonsindia.com

2 Pole Power Contactors - Type MNX

Features

- Conforms to IS / IEC 60947-4-1 & IEC 60947-4-1
- Range from 9A – 650A AC-3
- DC ratings available
- Click fit type construction up to 40A
- Coil on top design in 95A and above
- Common spares and accessories as MNX 3P

Size	AC3 Rating (A)	AC1 Rating (A)	Type	Aux. Contacts	Cat. No.	M.R.P. (₹) Per Unit	Std. Pkg. (Nos.)
Fr 1	9	25	MNX 9-2P	1 NO	**CS90232**	**820**	10
	12	30	MNX 12-2P	1 NO	**CS90234**	**880**	10
	18	30	MNX 18-2P	1 NO	**CS90236**	**1050**	10
	22	32	MNX 22-2P	1 NO	**CS90238**	**1215**	10
Fr 2	25	45	MNX 25-2P	#	**CS90240**	**1270**	10
	32	55	MNX 32-2P	#	**CS90241**	**2720**	10
	40	55	MNX 40-2P	#	**CS90242**	**4095**	10
Fr 3	50	85	MNX 50-2P	#	**CS94061**	**5710**	1
	70	100	MNX 70-2P	#	**CS94062**	**7820**	1
	80	100	MNX 80-2P	#	**CS94063**	**9540**	1
Fr 4	95	160	MNX 95-2P	#	**CS94064**	**15665**	1
	110	160	MNX 110-2P	#	**CS94065**	**17340**	1
	140	160	MNX 140-2P	#	**CS94066**	**22025**	1
Fr 5	185	250	MNX 185-2P	2 NO + 2 NC	**CS94978**	**28425**	1
	225	300	MNX 225-2P	2 NO + 2 NC	**CS94979**	**30135**	1
	250	300	MNX 250-2P	2 NO + 2 NC	**CS90301**	**33345**	1
Fr 6	300	400	MNX 300-2P	2 NO + 2 NC	**CS90346**	**40540**	1
	400	425	MNX 400-2P	2 NO + 2 NC	**CS94069**	**56695**	1
	550	650	MNX 550-2P	2 NO + 2 NC	**CS90243**	**86360**	1
	650	800	MNX 650-2P	2 NO + 2 NC	**CS90578**	**124730**	1

3 Pole Power Contactors - Type MDX

Features

- Conforms to IS/IEC 60947-4-1 & IEC 60947-4-1
- Range from 9 - 110A AC-3
- Built in surge suppressor for MDX 9 - 110

MDX 25

MDX 38

MDX 110

Size	AC3 Rating (A)	AC1 Rating (A)	Type	Aux. Contacts	Cat. No.	M.R.P. (₹) Per Unit	Std. Pkg. (Nos.)
Fr 1 (DC Control Coil)	9	25	MDX 9	1 NO	**CS96564**	**1835**	1
	12	28	MDX 12	1 NO	**CS96565**	**2170**	1
	18	32	MDX 18	1 NO	**CS96566**	**2535**	1
	25	32	MDX 25	1 NO	**CS96567**	**3515**	1
Fr 2 (DC Control Coil)	32	56	MDX 32	#	**CS96552**	**6795**	1
	38	56	MDX 38	#	**CS96553**	**9260**	1
Fr 3 (Electronic Coil-AC/DC)	50	90	MDX 50	#	**CS91584**	**13510**	1
	65	110	MDX 65	#	**CS91585**	**15295**	1
	80	125	MDX 80	#	**CS91586**	**18935**	1
	95	125	MDX 95	#	**CS91857**	**22655**	1
	110	125	MDX 110	#	**CS91858**	**25255**	1

Notes:
1) # Add-on blocks can be ordered separately.
2) For ordering MDX/MNX add-on aux contact blocks, please refer page No. 8
3) For ordering MNX surge suppressor and MIL kit, please refer page No. 9
4) For ordering Suffix, please refer page No. 10
5) Standard coil voltage: MDX - 24V, 48V, 110V and 220V DC
6) Standard coil voltage: MNX 2P - 240V, 50Hz
7) For DC power ratings refer catalogue
8) For MDX side add-on and top add-on can not be mounted together

3 Pole Power Contactors [8536]

3 Pole Power Contactors - Type MX Mini

Features

- Conforms to IS / IEC 60947-4-1 & IEC 60947-4-1
- AC/DC Contactor in 45mm width
- Base as well as DIN Rail mounting facility
- Built-in Surge Suppressor in MX DC

MX 06

AC3 Rating (A)	AC1 Rating (A)	Type	Aux. Contact	Cat. No.	M.R.P. (₹) Per Unit	Std. Pkg. (Nos.)
For AC control (Std. Coil Voltage - 24, 110, 240, 415V, 50Hz)						
6A	20A	MX 06	1 NO	**CS94012**	**1175**	10
6A	20A	MX 06	1 NC	**CS94013**	**1175**	10
9A	20A	MX 09	1 NO	**CS94014**	**1215**	10
9A	20A	MX 09	1 NC	**CS94015**	**1215**	10
12A	20A	MX 12	1 NO	**CS94016**	**1325**	10
12A	20A	MX 12	1 NC	**CS94017**	**1325**	10
For DC control (Std. Coil Voltage - 24, 110, 220V)						
6A	20A	MX 06	1 NO	**CS94021**	**1840**	10
6A	20A	MX 06	1 NC	**CS94022**	**1840**	10
9A	20A	MX 09	1 NO	**CS94023**	**1890**	10
9A	20A	MX 09	1 NC	**CS94024**	**1890**	10
12A	20A	MX 12	1 NO	**CS94025**	**2040**	10
12A	20A	MX 12	1 NC	**CS94026**	**2040**	10

3 Pole Power Contactors - Type ML

Features

- Conforms to IS/IEC 60947-4-1 & IEC 60947-4-1
- Range from 25 - 300A AC-3
- Robust and suitable for hostile applications

ML 1.5

ML 3

ML 6

ML 12

Size	AC3 Rating (A)	AC1 Rating (A)	Type	Aux. Contacts	Cat. No.	M.R.P. (₹) Per Unit	Std. Pkg. (Nos.)
Fr 1	25	25	ML 1.5	2 NO + 2 NC	**SS91851**	**4280**	1
Fr 2	32	40	ML 2	2 NO + 2 NC	**SS90701**	**7945**	1
	40	45	ML 3	2 NO + 2 NC	**SS90721**	**11730**	1
Fr 3	70	100	ML 4	2 NO + 2 NC	**SS90910**	**19175**	1
	110	125	ML 6	2 NO + 2 NC	**SS90921**	**30270**	1
Fr 4	300	400	ML 12	2 NO + 2 NC	**SS91010**	**68565**	1

Notes:
1) For ordering MX add-on aux contact blocks, please refer page No. 8
2) For ordering ML add-on aux contact blocks, please refer page No. 9
3) For ordering MX surge suppressor and MIL kit, please refer page No. 9
4) For Ordering Suffix, please refer page No. 10
5) Standard Coil Voltage : ML 1.5/2/3 - 110V, 240V and 440V, 50 Hz
   ML 4/6/12 - 110V, 240V and 415V, 50 Hz

Indersons, ND 27, PH: 0114724 3000, sales@indersonsindia.com

4 Pole Power Contactors [8536]

4 Pole Power Contactors - Type MCX

Features

- Conforms to IS / IEC 60947-4-1 & IEC 60947-4-1
- Range from 16A – 800A AC-1
- Wide operating band up to 130A AC-1

MCX 22

MCX 34

MCX 47

Size	AC-1 Rating (A)	Type	Aux Contacts	Cat. No.	M.R.P. (₹) Per Unit	Std. Pkg. (Nos.)
Fr 1	16	MCX 01	#	**CS97009**	**1130**	10
	25	MCX 02	#	**CS97010**	**1195**	10
	32	MCX 03	#	**CS97011**	**1275**	10
	40	MCX 04	#	**CS97012**	**1770**	10
Fr 2	50	MCX 11	#	**CS97013**	**2345**	1
	63	MCX 12	#	**CS97014**	**4605**	1
	80	MCX 13	#	**CS97015**	**7785**	1
Fr 3	100	MCX 22	#	**CS97017**	**10180**	1
	130	MCX 23	#	**CS97018**	**12195**	1
Fr 4	160	MCX 32	2 NO + 2 NC	**CS97020**	**19895**	1
	200	MCX 33	2 NO + 2 NC	**CS97021**	**24545**	1
	255	MCX 34	2 NO + 2 NC	**CS97022**	**30165**	1
Fr 5	325	MCX 41	2 NO + 2 NC	**CS97023**	**49550**	1
	360	MCX 42	2 NO + 2 NC	**CS97024**	**53375**	1
	400	MCX 43	2 NO + 2 NC	**CS97025**	**61905**	1
	500	MCX 44	2 NO + 2 NC	**CS97026**	**78405**	1
	600	MCX 45	2 NO + 2 NC	**CS97027**	**92740**	1
	700	MCX 46	2 NO + 2 NC	**CS97028**	**104075**	1
	800	MCX 47	2 NO + 2 NC	**CS94291**	**133365**	1

AST System Components [9032]

Automatic Transfer Controllers (ATC)

AuXC-2000 Controller

Type	Cat. No.	M.R.P. (₹) Per Unit	Std. Pkg. (Nos.)
AuXC-2000 Controller	**ATC2000OOOO**	**30100**	1

Can be used along with ACB, Motorised MCCBs, MCX contactors & Motorised Changeover switches

For AuXC 2000 programming videos and more details please scan the QR code or click here

Notes:

1) # Add on blocks can be ordered separately.
2) For ordering MCX add-on aux contact blocks, please refer page No. 8
3) For ordering MCX surge suppressor and MIL kit, please refer page No. 9
4) For Ordering Suffix, please refer page No. 10
5) Standard Coil Voltage: MCX - 220V, 240V and 415V 50Hz
6) Mounting of side add-on aux. contact block is not recommended for mechanically interlocked MCX 11/12/13 contactors
7) MCX 01-04 and MCX 11-13 available in 48V DC coil. Contact nearest branch for more details.
8) MCX 01-04 available with 2NO+2NC power contacts. Contact nearest branch for more details.

To avoid coil failure due to neutral floating, it is recommended to use 415V coil

Control Relays (Auxiliary Contactors) [8536]

Type MX0

MX0 40E

Features

- Conforms to IS / IEC 60947-4-1 & IEC 60947-4-1
- Available with AC or DC control in 45mm width
- Inbuilt Surge Suppressor in MX DC

Rated Current	Description	Cat. No.	M.R.P. (₹) Per Unit	Std. Pkg. (Nos.)
For AC control std. Coil Voltage - 24, 110, 240, 415V, 50Hz				
AC-15 4A at 415V	MX0 40E (4 NO)	**CS94018**	**1395**	10
	MX0 31E (3 NO + 1 NC)	**CS94019**	**1395**	10
	MX0 22E (2 NO + 2 NC)	**CS94020**	**1395**	10
	MX0 13E (1 NO + 3 NC)	**CS94041**	**1395**	10
	MX0 04E (4 NC)	**CS94042**	**1395**	10
For DC control std. Coil Voltage - 24, 110, 220V				
AC-15 4A at 415V	MX0 40E (4 NO)	**CS94027**	**1905**	10
	MX0 31E (3 NO + 1 NC)	**CS94028**	**1905**	10
	MX0 22E (2 NO + 2 NC)	**CS94029**	**1905**	10
	MX0 13E (1 NO + 3 NC)	**CS94043**	**1905**	10
	MX0 04E (4 NC)	**CS94044**	**1905**	10

Notes:

1) For Ordering Suffix, please refer page No. 10
2) 5 NC & above combinations are not recommended for MX0 DC Control Contactors
3) 1 NO + 3 NC, 4 NC add on block combinations are not recommended for MX0 DC Control Contactors. For Example, In MX0 DC control Contactors, 4NO + 4NC combination can be achieved with 2NO + 2NC aux contactor and 2NO + 2NC add on block and not with 4NO standalone contactor and 4NC add on block
4) For ordering add-on contact blocks of MX0, MO0 & MN0 please refer page No. 8

Type MO0

MO0

Features

- Same add-on aux. contact block in MO0 as of MO power contactors
- Common coil for 50 & 60Hz application
- Inbuilt Surge Suppressor in MO0 DC

Rated Current	Description	Cat. No.	M.R.P. (₹) Per Unit	Std. Pkg. (Nos.)
For AC control std. Coil Voltage - 24, 110, 240, 415V, 50Hz				
AC-15 4A at 415V	MO0 40E (4NO)	**CS91623**	**915**	10
	MO0 31E (3NO + 1NC)	**CS91624**	**915**	10
	MO0 22E (2NO + 2NC)	**CS91625**	**915**	10
For DC control std. Coil Voltage - 24, 48, 110, 220				
AC-15 4A at 415 V	MO0 40E (4NO)	**CS90045**	**2085**	10
	MO0 31E (3NO + 1NC)	**CS90046**	**2085**	10
	MO0 22E (2NO + 2NC)	**CS90047**	**2085**	10

New

Note: 1) 6NC & above combination is not recommended for MO0 AC
2) 5NC & above combination is not recommended for MO0 DC

DC Control Contactor - MN0 ($)

Rated Current	Description	Cat. No.	M.R.P. (₹) Per Unit	Std. Pkg. (Nos.)
For DC control std. Coil Voltage - 24, 110, 220V				
AC-15 4A at 415V	MN0 40E (4 NO)	**SS94665**	**2085**	10
	MN0 31E (3 NO + 1 NC)	**SS94666**	**2085**	10
	MN0 22E (2 NO + 2 NC)	**SS94667**	**2085**	10
	MN0 13E (1 NO + 3 NC)	**SS94668**	**2085**	10
	MN0 04E (4 NC)	**SS94669**	**2085**	10

$ - Available till stock lasts

Indersons, ND 27, PH: 0114724 3000, sales@indersonsindia.com

Capacitor Duty Contactors [8536]

Capacitor Duty Contactors - Type MO C

MO C25

MO C50

MO C100

Size	kVAr Rating @ 440V, 3Ph, 50Hz	Type	Built-in Auxiliary Contacts	Cat. No.	M.R.P. (₹) Per Unit	Std. Pkg. (Nos.)
Fr 1	3	MO C3	1NO	**CS96146**	**2020**	1
	5	MO C5	1NO	**CS96127**	**2110**	1
	8.5	MO C8.5	1NO	**CS96320**	**2325**	1
	10	MO C10	1NO	**CS96156**	**2480**	1
	12.5	MO C12.5	1NO	**CS96321**	**2595**	1
	15	MO C15	1NO	**CS90019**	**3610**	1
	20	MO C20	1NO	**CS90021**	**4095**	1
	25	MO C25▲	1NO	**CS96322**	**4630**	1
	30	MO C30$	1NO	**CS96148**	**7145**	1
Fr 2	40	MO C40	1NO	**CS96147**	**11915**	1
	50	MO C50	1NO	**CS96324**	**12665**	1
	60	MO C60$	1NO	**CS96149**	**14430**	1
Fr 3	75	MO C75	1NO	**CS96150**	**16965**	1
	85	MO C85	1NO	**CS96157**	**19170**	1
	100	MO C100$	1NO	**CS96158**	**19765**	1

Features

- Conforms to IS / IEC 60947-4-1 & IEC 60947-4-1
- MO C Range available from 3 -100 kVAr, AC-6b
- Delatching type early make contacts
- Separate termination for damping resistors
- Encapsulated damping resistor assembly
- Common coil for 50 & 60Hz application
- Low pick-up VA consumption
- Standard accessories throughout the range in line with MO contactor
- Suitable for Lug as well as Lugless termination
- **RoHS** compliant

For Power Quality Solutions, please refer page No. 65-72

Note :
1) For ordering add-on aux. contact block, please refer page No. 8
2) For ordering suffix, please refer page No.10
3) For ordering spare coils, please refer page No. 11
4) Standard coil voltage : 240V, 50/60 Hz
5) For ordering MO C surge suppressor, please refer page No. 9

▲ If using 16 sq mm cable use of spreader link kit is mandatory
▲ For ordering spreader link kit, Please refer page No. 9
$ Spreader link along with phase barrier included in packing

Definite Purpose Contactors [8536]

Single Pole Contactors - Type MR

Features

- Wide and chatter free operating band
- High AC-1 rating for single phase applications

MR 11W
(Wide band coil)

MR 13

MR 11NW
SPN (Wide band coil)

AC3 Rating (A)	Type	Cat. No.	M.R.P. (₹) Per Unit	Std. Pkg. (Nos.)
25A	MR 11W	**CS94176**	**1200**	10
25A	MR 11NW	**CS94178**	**1280**	10
40A	MR 13	**CS94992**	**1310**	40

Note:
1) Ordering Suffix BOOO - 240V, 50Hz
2) For ordering add-on aux. contact block, please refer page No. 9

Two Pole Contactors - Type MU-2P

Features

- Wide band potted coil
- Neutral isolation

MU 16-2P

AC3 Rating (A)	Type	Cat. No.	M.R.P. (₹) Per Unit	Std. Pkg. (Nos.)
16A	MU16-2P	**CS90117**	**940**	10
25A	MU25-2P	**CS90118**	**1150**	10
40A	MU40-2P	**CS90119**	**1460**	10

Note:
1) Coil voltages available for MU-2P are 220V, 240V, wide band coil 160-220V
2) Ordering suffix for wide band coil of MU-2P is NOOO
3) For ordering add-on aux. contact block, please refer page No. 8

Indersons, ND 27, PH: 0114724 3000, sales@indersonsindia.com

	MNX 9-80	MNX 95-650	MO 9-110	MO 140-300	ML	MX	MDX 9-110	MCX 01-23	MCX 32-47	MX0	MN0	MO0	MO C	MR	MU-2P
Front add-on possible	Yes	No	Yes	No	No	Yes	Yes	Yes	No	Yes	Yes	Yes	No	Yes	Yes
Side add-on possible	Yes	Yes	Yes	Yes	Yes	No	Yes	Yes	Yes	No	No	No	Yes	No	No

Note: 1) Mounting of side add-on aux. contact block is not recommended for mechanically interlocked MCX 11/12/13 contactors
2) Accessories are common for MNX 2P & MNX 3P contactors

Front Mounting
Add-on aux. Contact Block

MNX / MCX Front Add-on aux. contact Block

MO / MO0 Front Add-on aux. contact Block

MDX Front Add-on aux. contact Block

MX Front Add-on aux. contact Block

MU-2P Front Add-on aux. contact Block

MN0 Front Add-on aux. contact Block

Front Mounting	Suitable for											
	MNX 9-80 / MCX 01-23	M.R.P. (₹) Per Unit	MO 9-110 / MO0	M.R.P. (₹) Per Unit	MDX# 9-110	M.R.P. (₹) Per Unit	MX 0/6/9/12	M.R.P. (₹) Per Unit	MU-2P	M.R.P. (₹) Per Unit	MN0 DC	M.R.P. (₹) Per Unit
4 NO	CS94112^	595	CS94594^	595	-	-	CS94033^	560	-	-	SS94083^	695
3 NO + 1 NC	CS94113^	595	CS94595^	595	-	-	CS94034^	560	-	-	SS94084^	695
2 NO + 2 NC	CS94114^	595	CS94596^	595	CS96569~	780	CS94035^	560	-	-	SS94085^	695
1 NO + 3 NC	CS94115^	595	CS94597^	595	CS90906~	780	CS94036^	560	-	-	SS94086^	695
4 NC	CS94116^	595	CS94598^	595	-	-	CS94037^	560	-	-	SS94087^	695
2 NO	CS94117^	395	CS94591^^	395	-	-	CS94030^	360	CS90692^	395	SS94080^	445
1 NO + 1 NC	CS94118^	395	CS94592^^	395	CS96568~	455	CS94031^	360	CS90693^	395	SS94081^	445
2 NC	CS94119^	395	CS94593^^	395	-	-	CS94032^	360	CS90694^	395	SS94082^	445
1 NO	CS94120^	205	CS94585^^	205	CS96586~	250	-	-	CS90695^	205	SS94715^	255
1 NC	CS94121^	205	CS94586^^	205			-	-	CS90696^	205	SS94716^	255

For MDX Side add-on and top add-on can not be mounted together

Side Mounting
Add-on aux. Contact Block

MNX/MCX Side Add-on aux. contact Block

MO/MO C Left Add-on aux. contact Block

Side Mounting	Suitable for								
	Aux Contact	MNX 9-40/ MCX 01-04	M.R.P. (₹) Per Unit	MCX 11-13	M.R.P. (₹) Per Unit	MNX 50-80/ MCX 22-23	M.R.P. (₹) Per Unit	MO 9-110/ MO C 3-100	M.R.P. (₹) Per Unit
First left	1 NO + 1 NC	CS94220^	635	CS94201^	680	CS94201^	680	CS94580^	635
First Right	1 NO + 1 NC	CS94221^	635	CS94202^	680	CS94202^	680	CS94581^	635
Second Left	1 NO + 1 NC	-	-	-	-	CS94203^	680	CS94582^	635
Second right	1 NO + 1 NC	-	-	-	-	CS94204^	680	CS94583^	635

Note: Mounting of side add-on aux. contact block is not recommended for mechanically interlocked MCX 11/12/13 contactors
For MO 9-18, only First left and Second left side add-on is allowed.

Side Mounting
Add-on aux. Contact Block

MO Left Add-on aux. contact Block

MDX Side Add-on aux. contact Block

Side Mounting	Suitable for								
	Aux Contact	MNX 95-650/ MCX 32-47	M.R.P. (₹) Per Unit	MO 140-300	M.R.P. (₹) Per Unit	MVO 400-820	M.R.P. (₹) Per Unit	MDX# 9-110	M.R.P. (₹) Per Unit
First left	1 NO + 1 NC	CS94205^	775	CS95033^	775	CS91208^	775	ST94985^	935
First Right	1 NO + 1 NC	CS94206^	775	CS95034^	775	CS91209^	775		
Second Left	1 NO + 1 NC	CS94207^	775	CS95035^	775	CS95035^	775	-	-
Second right	1 NO + 1 NC	CS94208^	775	CS95036^	775	CS95036^	775	-	-

For MDX Side add-on and top add-on can not be mounted together
~ Standard Packing is 1 ^Standard Packing is 10 ^^Standard Packing is 20

Indersons, ND 27, PH: 0114724 3000, sales@indersonsindia.com

Accessories - Add-on Auxiliary Contact Blocks [8538]

Side Mounting Add-on aux. Contact Block - ML

ML Add-on aux. contact Block

Side Mounting	Suitable for				
	Aux Contact	ML 4/6	M.R.P. (₹) Per Unit	ML 12	M.R.P. (₹) Per Unit
Left	1 NO + 1 NC	SS91494^	965	-	-
Right	1 NO + 1 NC	-	-	SS91474^	965

Note: Ordering Suffix for Add-on aux. contact blocks : OOOO

Add-on aux. Contact Block - MR

MR 1NO

Description	For Contactor	Contacts Type	Cat. No.	M.R.P. (₹) Per Unit
Top add-on single pole	MR	1 NO	CS94179^	315

~ Standard Packing is 1 ^Standard Packing is 10 ^^Standard Packing is 20

Accessories - Surge Suppressors [8538]

For MX, MNX, MCX, MO & MO C

MNX S1 MX - S1 MO/MO C/MO0-SS

Ordering Suffix * 110-240V: BOOO, 415V: DOOO
110V: AOOO, 220-240V: BOOO, 360-525V: DOOO
^ 110V: AOOO, 220-320V: BOOO, 360-415V: DOOO

MVO, MDX 9-110, MNX 550-650, MCX 45-47, MX DC, MX0 DC & MO0 DC have built in surge suppressor

For Contactor	Cat. No.	M.R.P. (₹) Per Unit	Std. Pkg. (Nos.)
MX 06 to MX 12 / MX 0 AC (S1)	CS94039*	505	10
MNX 9 - 40 / MCX 01 - 04 (S1)	CS94166*	510	10
MNX 50 - 80 / MCX 11 - 23 (S3)	CS94163*	565	10
MNX 95 - 250 / MCX 32 - 34 (S4)	CS94164#	1870	10
MNX 300 - 400 / MCX 41 - 44 (S6)	CS94165#	2520	10
New MO Frame 0/1, MO C Frame 1, MO0 Control	CS91706^	510	10
New MO/MO C - Frame 2	CS91707^	565	10
New MO/MO C - Frame 3	CS91708^	1870	10
New MO Frame - 4/5	CS91854^	2520	10

Accessories - Mechanical Interlock Kits & Spreader Link Kit [8538]

Mechanical Interlock Kit for MX, MO, MDX, MNX & MCX

MNX M1 (MNX 9-40)

MCX M3 (MCX 22)

MO MI Kit (MO 9-110)

MX-M1 (MX0 / MX06-MX09)

For Contactor	Cat. No.	M.R.P. (₹) Per Unit	Std. Pkg. (Nos.)
MX 06 to MX 12 / MX 0	CS94038	505	10
MO 9 - 110*	CS94584	715	10
MDX 9 - 38	CS96572	565	1
MDX 50 - 110	CS96573	1730	1
MNX 9 - 40	CS94126	410	10
MNX 50 - 80	CS94197	2885	1
MNX 95 - 140	CS94198	4485	1
MNX 185 - 250	CS94199	5110	1
MNX 300 - 650	CS94200	5795	1
MCX 01 - 04	CS94126	410	10
MCX 11 - 13	ST50540	810	10
MCX 22 - 23	CS93095	3810	1
MCX 32 - 34	SS94992	3935	1
MCX 41 - 47	CS94301	6495	1

Note:
1) Ordering Suffix for Mechanical Interlock Kits : OOOO
2) * MO MIL Kit contains inbuilt 2 NC Contacts
3) Mounting of side add-on aux. contact block is not recommended for mechanically interlocked MCX 11/12/13 contactors
4) MIL kit for MNX 50-80 comes with 2 left & 2 right side add-on aux. contact blocks i.e. 4 NO + 4 NC
5) MIL kit for MCX 22/23 comes with 2 left & 2 right side add-on aux. contact blocks i.e. 4 NO + 4 NC

MO / MO C Spreader Link Kit

For Contactor	Cat. No.	M.R.P. (₹) Per Unit	Std. Pkg. (Nos.)
MO 9 - 45 / MOC 3 - 30	CS94274	475	10
MO 50 - 70 / MOC 40 - 60	CS94093	750	10
MO 80 - 110 / MOC 75 - 100	CS94094	1090	1
MO 140 - 225	CS91057	3050	1
MO 250 - 300	CS90940	4755	1

Note:
1) If using 16 sq mm cable for MO 45/MO C25 use of spreader link is mandatory
2) Spreader Link Kit consists of six terminals along with phase barrier (Not applicable for MO 250-300)
3) In MO C 30, MO C 60 & MO C 100 spreader link is included in packing
4) Ordering Suffix: OOOO
5) Insert spreader link in top slot only

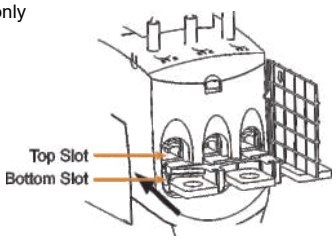

Indersons, ND 27, PH: 0114724 3000, sales@indersonsindia.com

Accessories - Connecting Links [8538]

DOL Starter - Link

DOL Starter

Contactor MPCB Link

Suitable For	Cat. No.	M.R.P. (₹) Per Unit	Std. Pkg. (Nos.)
MOG H1/S1 with MO 9-18	**CS90396 #**	**395**	10
MOG H1/S1 with MO 25-45	**CS90391 #**	**395**	10

Reversing DOL Starter - Link

RDOL Starter

Reversing Starter

Paralleling Link

Contactor MPCB Link

Suitable For	Cat. No.	M.R.P. (₹) Per Unit	Std. Pkg. (Nos.)
MOG H1/S1 with MO 9-18	**CS90548 #**	**995**	10
MOG H1/S1 with MO 25-45	**CS90546 #**	**995**	10

Star Delta Starter - Link

Star Delta Starter

Reversing / star delta Link

Paralleling Link

Contactor MPCB Link

Shorting Link

Suitable For	Cat. No.	M.R.P. (₹) Per Unit	Std. Pkg. (Nos.)
MOG H1/S1 with MO 9-18	**CS90549 #**	**1195**	10
MOG H1/S1 with MO 25-45	**CS90547 #**	**1195**	10

Example of Star Delta Starter Connection with Link

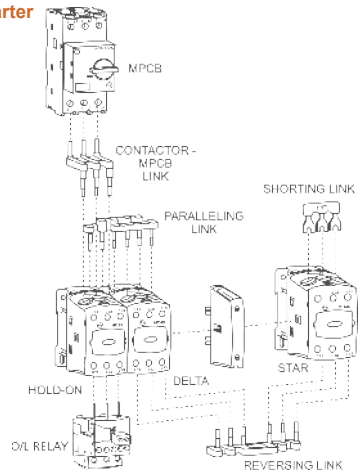

Ordering Suffix OOOO
For MPCB paralleling link
refer page no.19

Accessories - Mechanical Latch [8538]

Mechanical Latch

Features

- Keeps contactor in closed condition even after removal of coil supply
- Ideal for logical operations
- Suitable for sites where voltage fluctuation is frequent
- Saves energy as coil supply can be removed once contactor is picked up

Suitable For	Description	Cat. No.	M.R.P. (₹) Per Unit	Std. Pkg. (Nos.)
MO 9-70A, MO 0 control	Mechanical Latch	**CS90136**	**2650**	10

For Ordering Suffix refer below table
Standard Coil Voltage of Mechanical Latch is 24V AC, 110V AC & 240V AC

Ordering Suffix for Standard Coil Voltages

Ordering Suffix for Standard Coil Voltages			
AC Control		**DC Control***	
Voltage (V)	Suffix	Voltage (V)	Suffix
24	GOOO	24	4OOO
110	AOOO	48	5OOO
220	KOOO	110	1OOO
240	BOOO	220	2OOO
415	DOOO		
440	POOO		

Ordering suffix for Electronic coil Contactor		
AC / DC control		
Voltage (V)	**Suffix**	**Contactor**
20-48	JOOO	MDX 50-110
60-110	AOOO	MDX 50-110
110-240	BOOO	MDX 50-110 & MO 140-300
240-415	DOOO	MO 140-300

Note:
1) * For MX DC, MDX 9-38, MX0 DC, MO0 DC & MN0 DC
2) For other coil voltages please contact nearest branch office

Indersons, ND 27, PH: 0114724 3000, sales@indersonsindia.com

Spare Contact Kit and Spare Coil

ML Spare Kits

ML Spare Coils

Type	Spare Contact kit		Spare Coil	
	Cat. No.	M.R.P. (₹) Per Unit	Cat. No.	M.R.P. (₹) Per Unit
ML 1.5	SS95305^	2205	SS90873^	880
ML 2	SS95307^	4040	SS90545^	1620
ML 3	SS95309^	6810		
ML 4	SS95311^	10610	SS91258~	3095
ML 6	SS95313^	18680		
ML 10	SS95315~	38055	SS91011~	6785
ML 12	SS95317~	41020		
MR	-	-	CS94102^	665
MU16-2P	CS90217^	275	CS90793^	365
MU25-2P	CS90218^	360		
MU40-2P	CS90219^	525		
MO 0 AC	-	-	CS94841^	475
MN 0 AC	-	-	SS94191^	765
MN 0 DC	-	-	SS94651~	1420

Note:
1) Coil voltages available for MU-2P are 220V, 240V, wide band coil 160-220V
2) Ordering suffix for wide band coil of MU-2P is NOOO

MO C Spare Coils		
Type	Cat. No.	M.R.P. (₹) Per Unit
MO C3 - 30	CS96317^	590
MO C40 - 60	CS96318^	1785
MO C75 - 100	CS96319^	3090

Front housing & Moving bridge kit and Combination coil with timer for ML contactor

Front housing and moving bridge kit		
Type	Cat. No.	M.R.P. (₹) Per Unit
ML 1.5	ST28734~	800
ML 2/ ML 3	ST23866~	1095
ML 4/ ML 6	ST28735~	1990
Combination coil with timer		
Type	Cat. No.	M.R.P. (₹) Per Unit
ML 2	SS90650~	3765

Note :
1) Ordering Suffix for Spare Contact kit - OOOO
2) For Spare Coil Ordering Suffix refer page No. 10

~ Standard Packing is 1
^~ Standard Packing is 5
^ Standard Packing is 10
~~ Standard Packing is 50

Spare Contact Kit and Spare Coil

MNX Spare Coils

MCX Spare Kits

	Type	Spare Contact kit		Spare Coil	
		Cat. No.	M.R.P. (₹) Per Unit	Cat. No.	M.R.P. (₹) Per Unit
MO Contactors	MO 9 (1 NO + 1 NC)	CS94843^	530	CS94841^	475
	MO 12 (1 NO + 1 NC)	CS94844^	685		
	MO 18 (1 NO + 1 NC)	CS94845^	750		
	MO 9	CS96380^~	530	CS96317^	590
	MO 12	CS96381^~	685		
	MO 18	CS96382^~	750		
	MO 25	CS96383^~	860		
	MO 32	CS96384^~	1950		
	MO 40	CS96385^~	3295		
	MO 45	CS96386^~	3335		
	MO 50	CS96387^~	3370	CS96318^	1785
	MO 60	CS96388^~	4360		
	MO 70	CS96389^~	4845		
	MO 80	CS96390^~	6665	CS96319^	3090
	MO 95	CS96391^~	8410		
	MO 110	CS96392^~	12300		
	MO 140	CS90357~	14795	CS90356~	7170
	MO 185	CS90358~	17700		
	MO 225	CS90359~	20300		
	MO 250	CS94444~	24395	CS94442~	10685
	MO 300	CS94443~	27545		
	MO 140 (electronic coil)	CS90357~	14795	CS90855~	12935
	MO 185 (electronic coil)	CS90358~	17700		
	MO 225 (electronic coil)	CS90359~	20300		
	MO 250 (electronic coil)	CS94444~	24395	CS90738~	13065
	MO 300 (electronic coil)	CS94443~	27545		
	MVO	-	-	CS90174~	29030
MNX Contactors	MNX 9	CS94123^	530	CS94105^	475
	MNX 12	CS94124^	685		
	MNX 18	CS94125^	750		
	MNX 22	CS94269^	795		
	MNX 25	CS94127^	860		
	MNX 32	CS94128^	1950		
	MNX 40	CS94147^	3295		
	MNX 50	CS94150^	3370	CS94192^	1785
	MNX 70	CS94151^	4845		
	MNX 80	CS94152^	6665		
	MNX 95	CS94153~	8410	CS94196~	3090
	MNX 110	CS94154~	12300		
	MNX 140	CS94155~	14795		
	MNX 185	CS94156~	17700	CS94194~	7170
	MNX 225	CS94157~	20300		
	MNX 250	CS90310~	24395		
	MNX 300	CS90283~	27545	CS94195~	10685
	MNX 400	CS94161~	40350		
	MNX 550	CS94162~	53200	CS94193~	21650
	MNX 650	CS96336~	82345		
MCX Contactors	MCX 01-04	-	-	CS94105^	475
	MCX 11	CS94077^	1715	CS94009^	660
	MCX 12	CS94078^	3360		
	MCX 13	CS90307^	5155		
	MCX 22	CS94331~	6040	ST91291*~	1575
	MCX 23	CS90078~	7555		
	MCX 32	CS94082^	11690	CS94196~	3090
	MCX 33	CS94083^	15120		
	MCX 34	CS94084^	17140		
	MCX 41	CS94295~	26790	CS94195~	10685
	MCX 42	CS94296~	31465		
	MCX 43	CS94297~	37750		
	MCX 44	CS94298~	46240		
	MCX 45	CS94299~	49370	CS94193~	21650
	MCX 46	CS94300~	57360		
	MCX 47	CS90308~	77540		

* Ordering Suffix for 240V AC - FOOO, 415V AC - ROOO

Indersons, ND 27, PH: 0114724 3000, sales@indersonsindia.com

Type MN - Suitable for MNX Contactor

Features

- Available in 3 frame sizes from 0.2-570 A
- Ambient temperature compensated up to 55°C
- Built-in Single Phasing protection
- Manual and auto reset mode
- Conforms IS/IEC 60947-4-1 & IEC 60947-4-1

MN 2

MN 5

MN 12

MN 12L

Type of Mounting (Operation)	Relay Range (A)	Cat. No.	M.R.P. (₹) Per Unit	Std. Pkg. (Nos.)
MN 2 (Directly Operated)	**Direct Mounting on MNX 9 - 40**			
	0.2 - 0.33	**SS94141OOEO**	**1640**	10
	0.3 - 0.5	**SS94141OOGO**	**1640**	10
	0.45 - 0.75	**SS94141OOJO**	**1640**	10
	0.6 - 1	**SS94141OOKO**	**1640**	10
	0.9 - 1.5	**SS94141OOMO**	**1650**	10
	1.4 - 2.3	**SS94141OOPO**	**1650**	10
	2 - 3.3	**SS94141OOQO**	**1650**	10
	3 - 5	**SS94141OOSO**	**1650**	10
	4.5 - 7.5	**SS94141OOUO**	**1650**	10
	6 - 10	**SS94142OOVO**	**1650**	10
	9 - 15	**SS94142OOBO**	**1660**	10
	14 - 23	**SS94144OODO**	**1810**	10
	20 - 33	**SS94145OOEO**	**2665**	10
	24 - 40	**SS94145OOFO**	**2795**	10
MN 5 (Directly Operated)	**Direct Mounting on MNX 50 - 80**			
	9 - 15	**SS94135OOBO**	**3315**	10
	14 - 23	**SS94135OODO**	**3315**	10
	20 - 33	**SS94136OOEO**	**3315**	10
	30 - 50	**SS94136OOGO**	**4075**	10
	36 - 60	**SS94136OOTO**	**4385**	10
	45 - 75	**SS94137OOJO**	**4705**	10
	66 - 110	**SS94137OOKO**	**5370**	10
MN 12 (CT Operated)	**Separate Mounting**			
	28 - 46.5	**SB94211OOGO**	**7825**	1
	42 - 69	**SS94138OOHO**	**7825**	1
	60 - 100	**SS94138OOKO**	**7825**	1
	90 - 150	**SS94138OOMO**	**7825**	1
	135 - 225	**SS94138OOPO**	**9790**	1
	180 - 300	**SS94139OOQO**	**10300**	1
	270 - 450	**SS94139OORO**	**12930**	1
MN 12L # (CT Operated)	**Separate Mounting**			
	42 - 69	**SS94127OOHO**	**25190**	1
	60 - 100	**SS94127OOKO**	**25190**	1
	90 - 150	**SS94127OOMO**	**25190**	1
	135 - 225	**SS94127OOPO**	**25190**	1
	180 - 300	**SS94127OOQO**	**25190**	1
	340 - 570	**SS94127OOSO**	**25190**	1

For motors with longer starting time (Trip class 30)

Type RTO - Suitable for MO Contactor

Features

- Ambient temperature compensated upto 55°C
- Built-in Single Phasing protection
- Manual and auto reset mode
- Front access to START and STOP/RESET buttons
- Sealable in OFF condition
- Conforms IS/IEC 60947-4-1 & IEC 60947-4-1

RTO 1

RTO 2

RTO 3

RTO 4

Type of Mounting (Operation)	Relay Range (A)	Cat. No.	M.R.P. (₹) Per Unit	Std. Pkg. (Nos.)
RTO - 1 (Directly Operated)	**Direct Mounting on MO 9 - 45**			
	0.23 - 0.41	**CS96355OOFO**	**2210**	10
	0.31 - 0.55	**CS96355OOGO**	**2210**	10
	0.55 - 0.85	**CS96355OOJO**	**2210**	10
	0.78 - 1.2	**CS96355OOLO**	**2210**	10
	1.2 - 2.0	**CS96355OONO**	**2210**	10
	1.9 - 2.8	**CS96355OOPO**	**2240**	10
	2.4 - 3.6	**CS96355OOQO**	**2240**	10
	3.5 - 5.2	**CS96355OOSO**	**2240**	10
	4.6 - 6.7	**CS96355OOTO**	**2240**	10
	6.7 - 9.7	**CS96355OOVO**	**2240**	10
	8.5 - 12.5	**CS96355OOAO**	**2280**	10
	12.5 - 18.5	**CS96356OOCO**	**2280**	10
	17 - 25.5	**CS96356OODO**	**2425**	10
	25 - 37	**CS96356OOEO**	**3570**	10
	35 - 45	**CS96356OOGO**	**3750**	10
RTO - 2 (Directly Operated)	**Direct Mounting on MO 50 - 70**			
	5 - 7.5	**CS96366OOUO**	**4380**	1
	7 - 11	**CS96366OOVO**	**4380**	1
	10.5 - 16	**CS96366OOBO**	**4380**	1
	15 - 21	**CS96366OOCO**	**4380**	1
	20 - 31	**CS96366OOEO**	**4500**	1
	30 - 43	**CS96366OOFO**	**5440**	1
	40 - 57	**CS96366OOSO**	**6025**	1
	50 - 75	**CS96367OOJO**	**6305**	1
RTO - 3 (Directly Operated)	**Direct Mounting on MO 80 - 110**			
	23 - 30	**CS90873OOEO**	**7330**	1
	29 - 38	**CS96303OOQO**	**7615**	1
	37 - 49	**CS96304OOGO**	**7855**	1
	47 - 62	**CS96312OOTO**	**8000**	1
	60 - 78	**CS96313OOJO**	**9430**	1
	75 - 110	**CS96314OOKO**	**10325**	1
RTO - 4 (CT Operated)	**Separate Mounting**			
	23.4 - 36	**CS97096OOGO**	**10750**	1
	36 - 60	**CS97096OOJO**	**10750**	1
	57 - 84	**CS97096OOKO**	**10750**	1
	72 - 108	**CS97096OOLO**	**10750**	1
	105 - 156	**CS97096OOMO**	**10750**	1
	138 - 201	**CS97096OONO**	**13320**	1
	201 - 291	**CS97096OOQO**	**13865**	1
	255 - 375	**CS97096OORO**	**17120**	1

Indersons, ND 27, PH: 0114724 3000, sales@indersonsindia.com

Thermal Overload Relays [8536]

Type RX

RX

Features

- Direct mounting on MX contactor
- Built-in single phasing protection
- Front access to START and STOP/RESET buttons

Type of Mounting (Operation)	Relay Range (A)	Cat. No.	M.R.P. (₹) Per Unit	Std. Pkg. (Nos.)
RX (Directly Operated) Direct Mounting on MX Contactors	0.23-0.41	CS96357OOFO	1300	10
	0.45-0.78	CS96357OOJO	1300	10
	0.78-1.2	CS96357OOLO	1300	10
	1.2-1.9	CS96357OONO	1300	10
	1.8-2.8	CS96357OOPO	1300	10
	2.6-3.6	CS96357OOQO	1300	10
	3.6-5.2	CS96357OOSO	1300	10
	4.8-7	CS96357OOTO	1300	10
	6.4-9.7	CS96357OOVO	1300	10
	8.2-12.1	CS96357OOAO	1300	10

Type ML

ML

Type of Mounting (Operation)	Relay Range (A)	Cat. No.	M.R.P. (₹) Per Unit	Std. Pkg. (Nos.)
ML 1 (Directly Operated)	Direct Mounting on ML 1.5 Contactors			
	0.15 - 0.25	SS91858OODO	2960	10
	0.25 - 0.4	SS91858OOFO	2960	10
	0.4 - 0.65	SS91858OOHO	2960	10
	0.6 - 1	SS91858OOKO	2960	10
	1 - 1.6	SS91858OOMO	2960	10
	1.5 - 2.5	SS91858OOPO	2960	10
	2.5 - 4	SS91858OORO	2960	10
	4 - 6.5	SS91858OOTO	2960	10
	6 - 10	SS91858OOVO	2960	10
	10 - 16	SS91858OOBO	2960	10
ML 2 / ML 3 (Directly Operated)	Direct Mounting on ML 2/3 Contactors			
	9 - 14	SS91859OOAO	4370	10
	13 - 21	SS91859OOCO	4370	10
	20 - 32	SS91859OOEO	4370	10
	28 - 42	SS91859OOFO	4370	10

Type MU-2P (2 Pole)

MU-2P

Type of Mounting (Operation)	Relay Range (A)	Cat. No.	M.R.P. (₹) Per Unit	Std. Pkg. (Nos.)	Type of Mounting (Operation)	Relay Range (A)	Cat. No.	M.R.P. (₹) Per Unit	Std. Pkg. (Nos.)
Direct Mounting on MU-2P Contactor	MU 2P (2 Pole)				Direct Mounting on MU-2P Contactor		MU 2P (2 Pole)		
	1 - 1.6A	CS90207OOMO	695	1		11 - 18A	CS90207OOCO	775	1
	1.5 - 2.5A	CS90207OOPO	695	1		13 - 22A	CS90207OODO	775	1
	2.5 - 4A	CS90207OORO	695	1		16 - 26A	CS90207OOBO	775	1
	4 - 6.5A	CS90207OOTO	695	1		20 - 32A	CS90207OOEO	970	1
	6 - 10A	CS90207OOVO	695	1		26 - 40A	CS90207OOFO	970	1
	9 - 14A	CS90207OOAO	695	1					

Accessories for Thermal Overload Relays [8538]

Accessories for Thermal Overload Relays

Relay Mounting Kit

Kit for Mounting MN5 Relay

Din Rail Mounting Kit MN2 Relay

Description	Cat. No.	M.R.P. (₹) Per Unit	Std. Pkg. (Nos.)
Push button extn. unit for MN 2 Relays	SS94968OOOO	60	100
Kit for Mounting MN 2 Relay on ML 1.5 contactor	SS94701OOOO	215	50
Kit for Mounting MN 2 Relay separately (Direct Mounting Type)	SS94700OOOO	215	50
Kit for Mounting MN 5 Relay on MNX 95 / 110 / 140 contactor	SS94638OOOO	345	20
Kit for Mounting MN 5 Relay on ML 2 / ML 3 contactor	SS94151OOOO	225	20
Kit for Mounting MN5 Relay on ML 4 / ML 6 contactor	SS94152OOOO	305	20
DIN Rail Mounting Kit Relay on MN 2 Relay	SS91887OOOO	165	50

Relay Reset Cord for MN & RTO relay

400 mm

650 mm

900 mm

1200 mm

Description	Cat. No.	M.R.P. (₹) Per Unit	Std. Pkg. (Nos.)
MN Relay reset cord - 400mm	SB94207OOOO	780	1
MN Relay reset cord - 650mm	SB94208OOOO	810	1
MN Relay reset cord - 900mm	SB94209OOOO	835	1
MN Relay reset cord - 1200mm	SB94210OOOO	935	1
RTO Relay reset cord - 400mm	CS90941OOOO	780	1
RTO Relay reset cord - 650mm	CS90942OOOO	810	1
RTO Relay reset cord - 900mm	CS90943OOOO	835	1
RTO Relay reset cord - 1200mm	CS90944OOOO	935	1

Separate Mounting Kit for RTO Relay

Description	Cat. No.	M.R.P. (₹) Per Unit	Std. Pkg. (Nos.)
RTO-1 Relay Separate Mounting Kit	CS96335OOOO	290	1
RTO-2 Relay Separate Mounting Kit	CS96306OOOO	690	1
RTO-3 Relay Separate Mounting Kit	CS96307OOOO	980	1

Indersons, ND 27, PH: 0114724 3000, sales@indersonsindia.com

Type REO - Direct Mounting on MO Contactor

Features

- Protections:
  - Overload
  - Single Phasing, Phase unbalance
  - Locked Rotor
  - Earth Fault in REO 1.1G & REO 4G
- Trip indication
- Selectable Trip class - 10A, 10, 20, 30 as per IEC 60947-4-1
- Conforms IS/IEC 60947-4-1 & IEC 60947-4-1

To Experience the Benefits of REO Electronic Overload Relay

Click or Scan

Model	Type of Mounting	Relay Range (A)	REO 1.1/4		REO 1.1G/4G (With in built earth fault protection)		Std. Pkg. (Nos.)
			Cat. No.	M.R.P. (₹) Per Unit	Cat. No.	M.R.P. (₹) Per Unit	
REO 1.1/1.1G	Direct Mounting on MO 9-45	0.15 - 0.75	**CS90418OOJO**	**4965**	**CS90423OOJO**	**8280**	10
		0.6 - 3	**CS90418OOQO**	**4965**	**CS90423OOQO**	**8280**	10
		2.4 - 12	**CS90418OOLO**	**4965**	**CS90423OOLO**	**8280**	10
		9 - 45	**CS90418OOGO**	**5585**	**CS90423OOGO**	**8565**	10
REO 4/4G	Separate Mounting	18-90	**CS90418OOUO**	**14700**	**CS90423OOUO**	**16275**	1
		72-360	**CS90418OORO**	**23100**	**CS90423OORO**	**23415**	1

Accessories for REO - Electronic Overload Relay

Description	Cat. No.	M.R.P. (₹) Per Unit	Std. Pkg. (Nos.)
REO Relay Reset Cord - 400mm	**CS90425OOOO**	**780**	1
Separate Mounting Kit for REO 1.1/1.1G Relay	**CS96335OOOO**	**290**	1

MPR200nX
Electronic Motor Protection Relay

- Protections:
  - Overload
  - Locked Rotor
  - Single Phasing, Current Unbalance, Phase Sequence Reversal
  - Under Current
- Inbuilt CT's (1 A to 88 A)
- Trip indication
- Test facility
- Selectable trip class - 10A, 10, 20 and 30 as per IEC 60947-4-1

Model	Aux. supply	Thermal O/L Range (A)	Device Code	Cat. No.	M.R.P. (₹) Per Unit
MPR200nX	240V AC	1 - 2.75	49, 51LR, 37, 46,	**MPR200BE010**	**3600**
		2 - 5.5		**MPR201BE020**	**4200**
		4 - 11		**MPR202BE040**	**4800**
		8 - 22		**MPR203BE080**	**5400**
		16 - 44		**MPR204BE160**	**6000**
		32 - 88		**MPR205BE320**	**6600**
	110V AC	1 - 2.75		**MPR200BB010**	**3600**
		2 - 5.5		**MPR201BB020**	**4200**
		4 - 11		**MPR202BB040**	**4800**
		8 - 22		**MPR203BB080**	**5400**
		16 - 44		**MPR204BB160**	**6000**
		32 - 88		**MPR205BB320**	**6600**

MPR300
Electronic Motor Protection Relay
With in-built Earth Fault Protection

- Protections:
  - Overload
  - Earth Fault
  - Locked Rotor
  - Single Phasing, Current Unbalance, Phase Sequence Reversal
  - Under Current
- Inbuilt CT's (1 A to 88 A)
- Trip indication
- Test facility
- Selectable trip class - 10A, 10, 20 and 30 as per IEC 60947-4-1

Model	Aux. supply	Thermal O/L Range (A)	Device Code	Cat. No.	M.R.P. (₹) Per Unit
MPR300	240V AC	1 - 2.75	49, 51LR, 64, 37, 46,	**MPR300BE010**	**7900**
		2 - 5.5		**MPR301BE020**	**8500**
		4 - 11		**MPR302BE040**	**9100**
		8 - 22		**MPR303BE080**	**9700**
		16 - 44		**MPR304BE160**	**10300**
		32 - 88		**MPR305BE320**	**10900**
	110V AC	1 - 2.75		**MPR300BB010**	**7900**
		2 - 5.5		**MPR301BB020**	**8500**
		4 - 11		**MPR302BB040**	**9100**
		8 - 22		**MPR303BB080**	**9700**
		16 - 44		**MPR304BB160**	**10300**
		32 - 88		**MPR305BB320**	**10900**

Note: MPR200nX / MPR300 must sense Line current in case of Star-Delta Starter.

Indersons, ND 27, PH: 0114724 3000, sales@indersonsindia.com

New

MPR300 with Fail safe logic

MPR300 with Fail safe logic will trip the Motor in case of Aux. supply failure

Model	Aux. Supply	Thermal Over load range	Device Code	Cat. No.	M.R.P. (₹) Per Unit
MPR300	240 VAC	1 - 2.75	49, 51LR, 64, 37, 46	**MPR300BF010**	**7900**
		2 - 5.5		**MPR301BF020**	**8500**
		4 - 11		**MPR302BF040**	**9100**
		8 - 22		**MPR303BF080**	**9700**
		16 - 44		**MPR304BF160**	**10300**
		32 - 88		**MPR305BF320**	**10900**

Note : MPR300 must sense line current in case of Star-Delta Starter.

MPR200nX / MPR300 Application Diagram

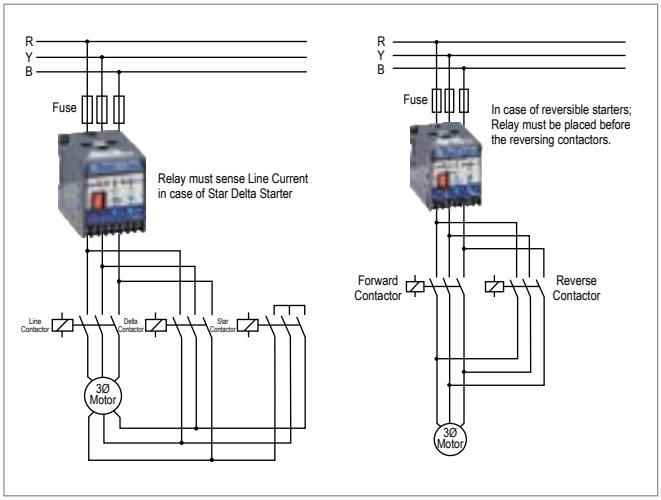

MPR200nX / MPR300 Trip Time Characteristics

Trip class	Trip time delay		
	I = 120% of Im	I = 150% of Im	I = 720% of Im
10A	< 2 hours	< 2 min	2 - 10 secs
10	< 2 hours	< 4 min	4 - 10 secs
20	< 2 hours	< 6 min	6 - 20 secs
30	< 2 hours	< 12 min	9 - 30 secs

Im - Motor Full Load Current
I - Actual current drawn by the Motor

Compact Motor Protection Relay - MM10

Features:

- Flush Mounting with display
- Last trip data recording
- Protections:
  - Thermal Overload with pre- alarm
  - Short Circuit
  - Earth fault
  - Phase loss, Unbalance, Phase reversal
  - Under Current
  - Prolong starting, Locked Rotor

Model	Aux. Supply	CT secondary	Device code	Cat. No.	M.R.P. (₹) Per Unit
MM10	110 - 240 V AC / DC	5 Amp	37, 46, 49, 50 / 51, 51LR, 64	**MM10240E005**	**29000**

New

MC2 - 30M / MC2 - 30MW

Comprehensive Motor Protection Relay for Medium and Large Sized Induction Motors

- Modbus RTU / IEC870-5-103 Communication Protocol
- MC2-30M offers Current based protections whereas, MC2-30MW offers Current + Voltage based protections

Product	Aux. Supply	CT Secondary	Cat. No.	M.R.P. (₹) Per Unit
MC2-30M	24 to 110VAC/DC	1 / 5 Ampere Site selectable	**MC230MAOOO**	**105000**
	80 to 220VAC/DC		**MC230MBOOO**	**105000**
MC2-30MW	24 to 110VAC/DC		**MC230MWAOO**	**120000**
	80 to 220VAC/DC		**MC230MWBOO**	**120000**

Indersons, ND 27, PH: 0114724 3000, sales@indersonsindia.com

Your partner in digital transformation

iMMR - Intelligent Motor Management Relay

"Besides control, protection and diagnostics, iMMR provides accurate real time data for analytics and insights into the performance of plant and process"

Intelligent MCC's for enhanced plant efficiency and safety

TI - Motor Control Center

- Modular MCC's designed as per IEC 61439-1 & 2
- Internal arc resistance design of 70kA - 500msec.

Customer Interaction Center (CIC)
BSNL / MTNL (toll free): 1800 233 5858 Reliance (toll free): 1800 200 5858
Tel: 022 6774 5858 Email: cic@Lntebg.com Web: www.Lntebg.com

Indersons, ND 27, PH: 0114724 3000, sales@indersonsindia.com

New iMMR - Intelligent Motor Management Relay [8536]

iMMR is a comprehensive Motor protection, control and monitoring relay for intelligent MCC's

"Besides control, protection and diagnostics, iMMR provides accurate real time data for analytics and insights into the performance of plant and process"

Features

- Comprehensive Current & Voltage based Protections
- 20 nos. of last trip records, 100 event records and 20 IRF Records are available
- Preprogrammed Starter logics reduces manufacturing and commissioning time
- Software iMMR Suite is available for Easy and effective configuration and monitoring
- Modbus RTU, Modbus TCP/IP and Profibus-DP protocols available for seamless integration with DCS/PLC

Product	Description	Cat. No.	M.R.P. (₹) Per Unit
iMMR Main Unit	iMMR MODBUS RTU 85-265 VAC/DC	**CS91244OOOO**	**17000**
	iMMR PROFIBUS / Modbus TCP IP	**Available On Request**	
CT Unit / CT+VT Unit	CT1 (0.3-3A) with 15 cm cable	**CS91245OOOO**	**4500**
	CT2 (2.5-25A) with 15 cm cable	**CS91246OOOO**	**6000**
	CT3 (7-70A) with 15 cm cable	**CS91247OOOO**	**9500**
	CT1 (0.3-3A) + VT with 15 cm cable	**CS91249OOOO**	**10000**
	CT2 (2.5-25A) + VT with 15 cm cable	**CS91250OOOO**	**11500**
	CT3 (7-70A) + VT with 15 cm cable	**CS91251OOOO**	**15000**
Display Unit	iMMR Display unit without cable	**CS91253OOOO**	**10000**
	iMMR Display Cable - 1 meter	**XK13128OOOO**	**900**
	iMMR Display Cable - 2 meter	**XK13129OOOO**	**1300**

Selection Guide

Indersons, ND 27, PH: 0114724 3000, sales@indersonsindia.com

Motor Protection Circuit Breakers [8536]

Rocker Type

- MOG-S1: upto 32A
- Short circuit + Overload protection
- Icu=100kA upto 10A, Icu=50kA for 13A & Icu=25kA for 16-32A

Rotary Type

- MOG-H1M: upto32A
- MOG-H2M: 32A-63A
- Short circuit protection
- Icu=100kA upto 13A & Icu=50kA from 16A-63A

Rotary Type

- MOG-H1: upto 32A
- MOG-H2: 32A-63A
- Short circuit + Overload protection
- Icu=100kA upto 13A & Icu=50kA from 16A-63A

Rocker type and Rotary Type Motor Protection Circuit Breaker conforms to IEC 60947-4-1 & 60947-2





Type MOG-S1 (Rocker Type)

With short circuit & overload protection

Rating (A)	Recommended Motor Rating at 415V, 3-Ph, 50Hz (KW)	Thermal Release range (A)	Instantaneous Trip Current (A)	Cat. No.	M.R.P. (₹) Per Unit	Std. Pkg. (Nos.)
0.16	-	0.1 - 0.16	2.1	**ST41889OOOO**	**2550**	1
0.25	0.06	0.16 - 0.25	3.3	**ST41890OOOO**	**2550**	1
0.40	0.09	0.25 - 0.40	5.2	**ST41891OOOO**	**2550**	1
0.63	0.12	0.40 - 0.63	8.2	**ST41892OOOO**	**2895**	1
1.00	0.25	0.63 - 1.00	13	**ST41893OOOO**	**2895**	1
1.60	0.55	1.00 - 1.60	20.8	**ST41894OOOO**	**2915**	1
2.50	0.75	1.60 - 2.50	32.5	**ST41895OOOO**	**2915**	1
4.00	1.50	2.50 - 4.00	52	**ST41896OOOO**	**3020**	1
6.30	2.20	4.00 - 6.30	81.9	**ST41897OOOO**	**3020**	1
10.00	4.00	6.30 - 10.00	130	**ST41898OOOO**	**3230**	1
13.00	5.40	9.00 - 13.00	169	**ST41899OOOO**	**3635**	1
16.00	7.50	11.00 - 16.00	208	**ST41900OOOO**	**3970**	1
20.00	9.00	14.00 - 20.00	260	**ST41901OOOO**	**4180**	1
25.00	12.50	19.00 - 25.00	325	**ST41902OOOO**	**4395**	1
32.00	15.00	24.00 - 32.00	416	**ST41903OOOO**	**7810**	1

Breaking capacity: Icu = 100kA upto 10A, Icu = 50kA for 13A & Icu = 25kA for 16-32A

Type MOG-H1 (Rotary Type) - Frame1

With short circuit & overload protection

Rating (A)	Recommended Motor Rating at 415V, 3-Ph, 50Hz (KW)	Thermal Release range (A)	Instantaneous Trip Current	Cat. No.	M.R.P. (₹) Per Unit	Std. Pkg. (Nos.)
0.16	-	0.1 - 0.16	2.1	**ST41904OOOO**	**3245**	1
0.25	0.06	0.16 - 0.25	3.3	**ST41905OOOO**	**3245**	1
0.40	0.09	0.25 - 0.40	5.2	**ST41906OOOO**	**3245**	1
0.63	0.12	0.40 - 0.63	8.2	**ST41907OOOO**	**3625**	1
1.00	0.25	0.63 - 1.00	13	**ST41908OOOO**	**3625**	1
1.60	0.55	1.00 - 1.60	20.8	**ST41909OOOO**	**3740**	1
2.50	0.75	1.60 - 2.50	32.5	**ST41910OOOO**	**3740**	1
4.00	1.50	2.50 - 4.00	52	**ST41911OOOO**	**3815**	1
6.30	2.20	4.00 - 6.30	81.9	**ST41912OOOO**	**3845**	1
10.00	4.00	6.30 - 10.00	130	**ST41913OOOO**	**4100**	1
13.00	5.40	9.00 - 13.00	169	**ST41914OOOO**	**4540**	1
16.00	7.50	11.00 - 16.00	208	**ST41915OOOO**	**4885**	1
20.00	9.00	14.00 - 20.00	260	**ST41916OOOO**	**5275**	1
25.00	12.50	19.00 - 25.00	325	**ST41917OOOO**	**5485**	1
32.00	15.00	24.00 - 32.00	416	**ST41918OOOO**	**8900**	1

Breaking capacity: Icu = 100kA upto 13A & Icu = 50kA from 16A - 32A

Note: Extended rotary handle cannot be fitted with MOG - S1

Indersons, ND 27, PH: 0114724 3000, sales@indersonsindia.com

Motor Protection Circuit Breakers [8536]

Type MOG-H1M (Rotary Type) - Frame 1

With short circuit protection only

Rating (A)	Recommended Motor Rating at 415V, 3-Ph, 50Hz (KW)	Instantaneous Trip Current	Cat. No.	M.R.P. (₹) Per Unit	Std. Pkg. (Nos.)
0.16	-	2.1	**ST41923OOOO**	**2915**	1
0.25	0.06	3.3	**ST41924OOOO**	**2915**	1
0.40	0.09	5.2	**ST41925OOOO**	**2915**	1
0.63	0.12	8.2	**ST41926OOOO**	**3295**	1
1.00	0.25	13	**ST41927OOOO**	**3360**	1
1.60	0.55	20.8	**ST41928OOOO**	**3360**	1
2.50	0.75	32.5	**ST41929OOOO**	**3390**	1
4.00	1.50	52	**ST41930OOOO**	**3425**	1
6.30	2.20	81.9	**ST41931OOOO**	**3425**	1
10.00	4.00	130	**ST41932OOOO**	**3525**	1
13.00	5.40	169	**ST41933OOOO**	**3690**	1
16.00	7.50	208	**ST41934OOOO**	**3690**	1
20.00	9.00	260	**ST41935OOOO**	**3875**	1
25.00	12.50	325	**ST41936OOOO**	**3995**	1
32.00	15.00	416	**ST41937OOOO**	**6570**	1

Breaking capacity: Icu = 100kA upto 13A & Icu = 50kA from 16A - 32A

Type MOG-H2 (Rotary Type) - Frame 2

With short circuit & overload protection

Rating (A)	Recommended Motor Rating at 415V, 3-Ph, 50Hz (KW)	Thermal Release range (A)	Instantaneous Trip Current	Cat. No.	M.R.P. (₹) Per Unit	Std. Pkg. (Nos.)
32.00	15.00	24.00 - 32.00	416	**ST41919OOOO**	**11345**	1
40.00	20.00	28.00 - 40.00	520	**ST41920OOOO**	**12525**	1
50.00	25.00	35.00 - 50.00	650	**ST41921OOOO**	**15610**	1
63.00	34.00	45.00 - 63.00	819	**ST41922OOOO**	**15900**	1

Breaking capacity: Icu = 50kA from 32A - 63A

Type MOG-H2M (Rotary Type) - Frame 2

With short circuit protection only

Rating (A)	Recommended Motor Rating at 415V, 3-Ph, 50Hz (KW)	Instantaneous Trip Current	Cat. No.	M.R.P. (₹) Per Unit	Std. Pkg. (Nos.)
32.00	15.00	416	**ST41938OOOO**	**10905**	1
40.00	20.00	520	**ST41939OOOO**	**11015**	1
50.00	25.00	650	**ST41940OOOO**	**11275**	1
63.00	34.00	819	**ST41941OOOO**	**11575**	1

Breaking capacity: Icu = 50kA from 32A - 63A

Accessories for MOG [8538]

Short Circuit Alarm

Auxiliary + Alarm

Extended Rotary Handle

Shunt Trip

Mounting Position *	Description	Cat. No.	M.R.P. (₹) Per Unit	Std. Pkg. (Nos.)
F1/F2	Auxiliary Contact Front mtg. 1NO	**ST41942OOOO**	**500**	10
F1/F2	Auxiliary Contact Front mtg. 1NC	**ST41943OOOO**	**500**	10
L	Auxiliary Contact Left side mtg. 2NO	**ST41944OOOO**	**695**	1
L	Auxiliary Contact Left side mtg. 1NO + 1NC	**ST41945OOOO**	**695**	1
L	Auxiliary Contact Left side mtg. 2NC	**ST41946OOOO**	**695**	1
F2	Trip Alarm Contact Front mtg. 1NO	**ST41947OOOO**	**895**	10
F2	Trip Alarm Contact Front mtg. 1NC	**ST41948OOOO**	**895**	10
L	Auxiliary + Alarm Left side mtg. 2NO	**ST41949OOOO**	**955**	1
L	Short circuit alarm Left side mtg. 1NO + 1NC	**ST41950OOOO**	**955**	1
R	Shunt trip 24V DC	**ST41951OOOO**	**1830**	1
R	Shunt trip 110V, 50Hz	**ST41952OOOO**	**1930**	1
R	Shunt trip 230V, 50Hz	**ST42952OOOO**	**1930**	1
R	Under Voltage release, 110V, 50Hz	**ST41953OOOO**	**1930**	1
R	Under Voltage release, 415V, 50Hz	**ST41954OOOO**	**1930**	1
-	External operating handle, (Black) Frame 1	**ST41955OOOO**	**1110**	1
-	External operating handle, (Black) Frame 2	**ST41956OOOO**	**1110**	1

* F1- Front left slot F2- Front right slot L- Left side R- Right side



MPCBs with bus bar connection

Connecting Busbar link

3 Phase Feed in terminal

Description	Cat. No.	M.R.P. (₹) Per Unit	Std. Pkg. (Nos.)
Connecting Busbar link			
2 MPCB 45 mm width w/o acc	**ST41957OOOO**	**580**	5
3 MPCB 45 mm width w/o acc	**ST41958OOOO**	**640**	5
4 MPCB 45 mm width w/o acc	**ST41959OOOO**	**690**	5
5 MPCB 45 mm width w/o acc	**ST41960OOOO**	**880**	5
2 MPCB 45 mm width with one acc 9 mm	**ST41961OOOO**	**680**	5
3 MPCB 45 mm width with one acc 9 mm	**ST41962OOOO**	**735**	5
4 MPCB 45 mm width with one acc 9 mm	**ST41963OOOO**	**790**	5
5 MPCB 45 mm width with one acc 9 mm	**ST41964OOOO**	**845**	5
2 MPCB 55 mm width w/o acc	**ST41966OOOO**	**1060**	1
3 MPCB 55 mm width w/o acc	**ST41967OOOO**	**1210**	1
4 MPCB 55 mm width w/o acc	**ST41968OOOO**	**1450**	1
2 MPCB 55 mm width with one acc 9 mm	**ST41969OOOO**	**1155**	1
3 MPCB 55 mm width with one acc 9 mm	**ST41970OOOO**	**1305**	1
4 MPCB 55 mm width with one acc 9 mm	**ST41971OOOO**	**1545**	1
2 MPCB 55 mm width with two acc 18 mm	**ST41972OOOO**	**1350**	1
4 MPCB 55 mm width with two acc 18 mm	**ST41973OOOO**	**1500**	1
Feed in terminal for 45 mm width Busbar	**ST41965OOOO**	**680**	1
Feed in terminal for 55 mm width Busbar	**ST41974OOOO**	**1175**	1
Bus bar safety cover 45 mm width Busbar	**ST41975OOOO**	**295**	10
Bus bar safety cover 55 mm width Busbar	**ST41976OOOO**	**315**	10

acc: Accessories

Indersons, ND 27, PH: 0114724 3000, sales@indersonsindia.com

Motor Starters [8536]

Direct-on-Line Starters

in Sheet-Steel Enclosure Type MN / ML
(Motor Rating AC-3 Duty, 415V, 50Hz, 3-Ph)

MN 16

MN 45

ML 3

Max. Motor Output at 415V, 3-Ph		Relay Max. Range (A)	Description	Cat. No.	M.R.P. (₹) Per Unit	Std. Pkg. (Nos.)
HP	kW					
10.0	7.5	9 - 15	MN 16 DOL	**SS94351**	**4815**	1
15.0	11.0	14 - 23	MN 25 DOL	**SS94352**	**7360**	1
20.0	15.0	20 - 33	MN 32 DOL	**SS94353**	**11875**	1
30.0	22.5	30 - 50	MN 45 DOL	**SS94017**	**20315**	1
45.0	33.5	45 - 75	MN 65 DOL	**SS94018**	**27815**	1
30.0	22.5	28 - 42	ML 3 DOL	**SS90722**	**24960**	1

Fully Automatic Star-Delta Starters [8536]

MN 16F

in Sheet-Steel Enclosure Type MN / ML
(Motor Rating AC-3 Duty, 415V, 50Hz, 3-Ph)

Max. Motor Output at 415V, 3-Ph		Relay Max. Range (A)	Description	Cat. No.	M.R.P. (₹) Per Unit	Std. Pkg. (Nos.)
HP	kW					
17.5	13.0	9 - 15	MN 16 FASD	**SS94362**	**16215**	1
30.0	22.5	14 - 23	MN 25 FASD	**SS94364**	**18130**	1
40.0	30.0	20 - 33	MN 32 FASD	**SS94366**	**29830**	1
50.0	37.5	30 - 50	MN 45 FASD	**SS94021**	**47910**	1
75.0	55.0	45 - 75	MN 65 FASD	**SS94022**	**79385**	1
90.0	67.5	45 - 75	MN 80 FASD	**SS94705**	**86775**	1
150.0	110.0	66 - 110	MN 110 FASD	**SS94706**	**113585**	1
180.0	132.0	90 - 150	MN 140 FASD	**SS94707**	**118895**	1
50.0	37.5	28 - 42	ML3 FASD	**SS90730**	**60180**	1
75.0	55.0	45 - 75	ML4 FASD	**SS90913**	**103140**	1
125.0	90.0	66 - 110	ML6 FASD	**SS90923**	**169100**	1

Spares for MN Starters [8538]

Description	Cat. No.	M.R.P. (₹) Per Unit	Std. Pkg. (Nos.)
Bracket for Mounting cont. MNX 25 - 32	**SS94030OOOO**	**150**	20
MN DOL/FASD Push Button	**SS93941OOOO**	**260**	10

Timers

Electronic Timers Type ST 100 [9107]

ST 100

Description	Cat. No.	M.R.P. (₹) Per Unit	Std Pkg. (Nos.)
240 / 360 / 415V, 50Hz for			
3 - 30 secs.	**ST80328OOOO**	**1890**	1
12 - 120 secs.	**ST80329OOOO**	**1890**	1

Note: ST 100 supplied with Mounting Kit, suitable for ET 100 replacement.
For Complete range of Timing Devices, please refer the Panel Accessories Price List.

Ordering Suffix for ML & MN Starters

Coil Voltages
B - 240 V
C - 360 V
D - 415 V
P - 440 V

□ ○ □ ○

Relay Range (A)	
ML	MN
A : 9 - 14	B : 9 - 15
B : 10 - 16	D : 14 - 23
C : 13 - 21	E : 20 - 33
E : 20 - 32	G : 30 - 50
F : 28 - 42	J : 45 - 75
G : 30 - 50	K : 66 - 110
J : 45 - 75	Q : 2 - 3.3
K : 66 - 110	S : 3 - 5
M : 90 - 150	T : 36 - 60
P : 135 - 225	U : 4.5 - 7.5
Q : 180 - 310	V : 6 - 10
R : 2.5 - 4	M : 90 - 150
T : 13 - 21	

Indersons, ND 27, PH: 0114724 3000, sales@indersonsindia.com

All our type 2 charts are available on **Knowledge Portal** & **ProductWhiz.**

Access E&A's Knowledge Portal from
www.lntebg.com/KP

L&T Electrical & Automation,
ESP BizWhiz and ProductWhiz from
Google Play Store/Apple App Store

Following combination of Type 2 Charts available

Fuse Based Charts		Fuseless Charts			
IE2/IE3	IE2/IE3	IE2	IE2	IE3	IE3
DOL	SD	DOL	SD	DOL	SD
FN	FN	MPCB/MCCB	MPCB/MCCB	MPCB/MCCB	MPCB/MCCB
MNX/MO	MNX/MO	MNX/MO	MNX/MO	MNX/MO	MNX/MO

Charts available at Iq of
- 50kA
- 65kA
- 80kA
- 100kA

MCCB charts are available with Microprocessor Releases too

DIGITAL SINGLE PHASE CONTROLLER

The power of flexibility and versatility

Basic version	FEATURES	Auto version
Microcontroller Based Solution		All features of Basic Version
Dry Run Protection		Inbuilt Water Level Controller
UV/OV Protection		Water tank status indication
Current, Voltage Metering		WLC bypass feature
& Periodic Display		Auto start capacitor switching
Start & Run Capacitor		Power on delay
Bypass Mode (For bore cleaning)		Dry run auto reset timer
Off Timer		Auto & Manual mode
Digital Display		RTC based daily ON/OFF timer
Capacitor cut-off		Timer count down display
Water Tank Status Indication		Cyclic timer
Automatic Current Setting		Timer Compensation

• Refer Agricultural Electrical Product Pricelist for Agricultural Electrical Product Range

Customer Interaction Center (CIC)
BSNL / MTNL (toll free): 1800 233 5858 Reliance (toll free): 1800 200 5858
Tel: 022 6774 5858 Email: cic@Lntebg.com Web: www.Lntebg.com

L&T Electrical & Automation

LK

Digital Enabled Smart Agriculture

- Digital Products for effective monitoring & remote operation
- Agri products for all seasons and all crops
- Complete protection from all faults
- Maintenance free product life

• Refer Agricultural Electrical Product Pricelist for Agricultural Electrical Product Range

Complete your panel with our panel accessories

Rotary Switches & Cable Ducts

Timing Devices & Supply Monitors

Modular Remote Control Units

Digital Panel Meters

For Cam operated Rotary switches, Cable ducts, Load break switches, Timers, Time switches, Supply monitors, Ø22.5 mm range of Modular remote control & Indicating units please refer Panel Accessories Price List.

For Digital Panel Meter details please refer Pg.76

Customer Interaction Center (CIC)
BSNL / MTNL (toll free): 1800 233 5858 Reliance (toll free): 1800 200 5858
Tel: 022 6774 5858 Email: cic@Lntebg.com Web: www.Lntebg.com

Indersons, ND 27, PH: 0114724 3000, sales@indersonsindia.com

Enclosed Automatic Transfer Switch

Automatic Solution | Pre-wired | Flexible Settings

Switch to ATS

Now, experience seamless transfer between two power sources…

Convenience

- Ample Space for Cable Termination
- Ease of Generator Control(ON-OFF, Cooling Cycle Self-Test)
- Cyclic Event Logger: Logs 100 Events

Flexibility

- Priority Source Selection
- Adjustable Time Delay(0.1sec to 3 hours)
- Suitable for 3-Phase as well as 1-Phase Sources

Performance

- Wide range: 125A to 630A, 415V ac.
- Double-Break Contact System offering High Short-time Withstand (Icw)
- High Mechanical and Electrical Life: Double than requirement of IS/IEC standard
- Suitable for Aluminum Termination

Safety

- Protections: UV/OV, Phase Sequence, Single Phasing, Frequency
- Authorized Access Control through Password Protection
- Terminal Shrouds, Phase Barriers & Source Separator

Description	Type	Cat. No.	M.R.P. (₹) Per Unit	Std. Pkg. (Nos.)
Enclosed ATS, Frame 2, 125A	125A	**CK90161BSOO**	**76390**	1
Enclosed ATS, Frame 2, 160A	160A	**CK90162BSOO**	**84270**	1
Enclosed ATS, Frame 2, 200A	200A	**CK90163BSOO**	**91300**	1
Enclosed ATS, Frame 3, 250A	250A	**CK90164BSOO**	**104370**	1
Enclosed ATS, Frame 3, 315A	315A	**CK90165BSOO**	**111630**	1
Enclosed ATS, Frame 4, 400A	400A	**CK90166BSOO**	**123750**	1
Enclosed ATS, Frame 4, 630A	630A	**CK90167BSOO**	**150280**	1

Chapter ID [8537]

For AuXC 2000 programming videos and more details please scan the QR code or click here

Customer Interaction Center (CIC)
BSNL / MTNL (toll free): 1800 233 5858 Reliance (toll free): 1800 200 5858
Tel: 022 6774 5858 Email: cic@Lntebg.com Web: www.Lntebg.com

Indersons, ND 27, PH: 0114724 3000, sales@indersonsindia.com

Changeover Switch-Disconnector (Conforms to IEC 60947-3 , IS/IEC 60947-3)

Features offered by Manual Changeover

- Range 63A to 2000A, 415V, AC 23A, 4P
- Enclosure version does not require separate cable gland box
- Terminal Shrouds, Source Separator and Phase Barriers included
- Staggered Terminals make cable termination easy
- Suitable for horizontal as well as vertical mounting

Open execution

SS enclosure

Motorised Changeover

Manual CO with fuse mounting kit*

Features offered by Motorised Changeover

- Range 125 A to 2000A, 415V, AC 23A, 4P (Control Voltage 240 Vac)
- No change in HxWxD dimension of motorised and manual changeover switch
- Padlocking in OFF position
- Option for selection between manual and auto mode

Size	Rated Current (A)	Type (Inbuilt 2 C/O Auxiliary Contact across the range)	Manual Changeover Open Execution		Manual Changeover In Sheet Steel Enclosure#		Motorised Changeover Open Execution		Std. Pkg. (Nos.)
			Cat. No.	M.R.P. (₹) Per Unit	Cat. No.	M.R.P. (₹) Per Unit	Cat. No.	M.R.P. (₹) Per Unit	
Fr 1	63	CO1-63	CO10630OOOO	5040	CO10630OSOO	7780	-	-	1
	63	CO1-63	CO10630OOOD ▲	4950					
	100	CO1-100	CO11000OOOO	6670	CO11000OSOO	9920	-	-	1
	100	CO1-100	CO11000OOOD ▲	6430					
	125	CO1-125	CO11250OOOO	8680	CO11250OSOO	12380	-	-	1
Fr 2	125	CO2-125	CO21250OOOO	10420	CO21250OSOO	14710	CK90161BOOO	38270	1
	160	CO2-160	CO21600OOOO	11020	CO21600OSOO	16140	CK90162BOOO	47640	1
	200	CO2-200	CO22000OOOA	13380	CO22000OSOO	18570	CK90163BOOO	50900	1
Fr 3	250	CO3-250	CO32500OOOO	19360	CO32500OSOO	25940	CK90164BOOO	62810	1
	315	CO3-315	CO33150OOOO	20170	CO33150OSOO	27060	CK90165BOOO	65690	1
Fr 4	400	CO4-400	CO44000OOOO	29760	CO44000OSOO	39820	CK90166BOOO	79100	1
	630	CO4-630	CO46300OOOO	34710	CO46300OSOO	46580	CK90167BOOO	90970	1
Fr 5	630	CO5-630α	CO56300OOOOα	41200	-	-	CK90168BOOO	99700	1
	800	CO5-800	CO58000OOOO	49400	CO58000OSOO	76150	CK90169BOOO	133330	1
	1000	CO5-1000	CO51000OOOO	87390	CO51000OSOO	122090	CK90170BOOO	174860	1
Fr 6	1250	CO6-1250	CO61250OOOO	118920	-	-	CK90081BOOO	216030	1
	1600	CO6-1600	CO61600OOOO	139270	-	-	CK90082BOOO	265220	1
	2000	CO6-2000	CO62000OOOO	214230	-	-	CK90083BOOO	316310	1

▲ Direct handle version # Sheet Steel Enclosure version is with CO with extended handle * Fuse mounting kit to be purchased separately. Refer below table

α Fuse mounting kit CX56300OODO is suitable for mounting on CO5-630 Changeover Switch

Spares & Accessories for Changeover S-D [8538]

Auxiliary Contact

Operating Handle (63A to 200A)

Flip-able Handle (250A to 2000A)

Castell Type Lock

Description	Type	Cat. No.	M.R.P. (₹) Per Unit	Std. Pkg. (Nos.)
Auxiliary Contact Kit (2 sets of C/O contact)	CO1-(63-125A)	CX10002OOOO	450	1
	CO2-(125-200A)	CX20002OOOO	850	1
	CO3-(250-315A)	CX30002OOOO	1210	1
	CO4-(400-630A)	CX40002OOOO	1290	1
	CO5-(630-1000A)	CX50002OOOO	1460	1
	CO6-(1250-2000A)	CX60002OOOO	1620	1
Operating Handle Kit (handle + shaft + center bush + bush clip)	CO1-(63-125A)	CX10001OOOO	740	1
	CO2-(125-200A)	CX30001OOOO	1510	1
	CO3-(250-315A)	CK90392OOOO	1610	1
	CO4-(400-630A)	CX40001OOOO	1650	1
	CO5-(630-1000A)	CX50001OOOO	1770	1
Operating Handle	CO6-(1250-2000A)	CX60001OOOO	2010	1
Castell Type Lock$	CO-(125-1000A)	CX40004OOOO	2660	1
	CO6-(1250-2000A)	CX60004OOOO	2660	1
Output shorting link	CO1-(63-125A) Top Side	CX10005OOOT	780	1
	CO1-(63-125A) Bottom Side	CX10005OOOB	780	1
Operating Handle for Motorised Changeover	C/O Frame 2 & 3 (125-315A)	CK90374OOOO	1410	1
	C/O Frame 4 & 5 (400-1000A)	CK90378OOOO	1770	1
	C/O Frame 6 (1250-2000A	CK90645OOOO	4400	1

$ Chapter ID [8301]

Automatic Transfer Controllers (ATC) for Motorised Changeover [8538]

AST Controller with wire harness

AuXC-2000 Controller with wire harness

Illuminated Push Button assembly

Description	Type		Cat. No.	M.R.P. (₹) Per Unit	Std. Pkg. (Nos.)
Automatic Transfer Controllers	AST Controller with wire harness		CK90192OOOO	18880	1
	AuXC - 2000 Controller with wire harness	AuXC - 2000β wire harness	ATC2000OOOO	30100	1
			CK90099OOOO	3850	1
Control Accessories	Illuminated Push Button assembly with Wire harness		CK90195OOOO	3840	1

β Chapter ID [9032]

Fuse Mounting Kit [8538]

Description	Suitable fuse-link	Type	Cat. No.	M.R.P. (₹) Per Unit	Std. Pkg. (Nos.)
Fuse Mounting Kit	HF 14x51	CO1-63	CX10630OOCO	2380	1
	HN Size 000	CO2-125	CX21250OODO	4650	1
	HN Size 00	CO2-160	CX21600OODO	6600	1
	HN Size 1	CO3-250	CX32500OODO	9030	1
	HN Size 1	CO3-315	CX33150OODO	9450	1
	HN Size 2	CO4-400	CX44000OODO	13570	1
	HN Size 3	CO5-630	CX56300OODO	27320	1
	HN Size 3	CO5-800	CX58000OODO	31080	1

Indersons, ND 27, PH: 0114724 3000, sales@indersonsindia.com

New CZ Bypass Switches

125A to 630A

Bypass Switches are meant for special application and help to maintain continuity of power supply to the load by simply 'bypassing' UPS or Servo stabilizer. Removal of the UPS or Servo, for maintenance or repair is safe, as it is isolated from both input and output sides in the 'bypass' mode.

Time-Saving Convenient solution
No hassle of operating multiple devices for safe and positive isolation on both sides of Servo/UPS

Phase Barriers
Easy to fit and long phase barriers for complete isolation between phases

Suitable for Aluminum Termination
Entire range is suitable for Aluminum cable/link termination as per the size prescribed by the standards

Safety interlock and padlocking
Door interlock is provided in ON position with defeat feature
Also, Bypass Switch can be padlocked in OFF position; upto 3 padlocks can be fitted

Mounting flexibility
Suitable for mounting in horizontal as well as vertical orientation. Also, the shaft is 'cut-able' and can be adjusted to suit different panel depth requirements.

Finger proof protection (IP30)
Terminal Shrouds provide protection against accidental contact with live terminals.
As it is swivellable, there is no need to remove during termination/inspection

4P, Open Execution with extended handle

Frame	Rating 440Vac, AC 23A	Cat No.	M.R.P. (₹) Per Unit	Std. Pkg. (Nos.)
CZ1	125A	**CK90813OOOO**	**17000**	1
CZ1	160A	**CK90814OOOO**	**17750**	1
CZ1	200A	**CK90815OOOO**	**20250**	1
CZ1	250A	**CK90816OOOO**	**27000**	1
CZ1	315A	**CK90817OOOO**	**33000**	1
CZ2	315A	**CK90875OOOO**	**36410**	1
CZ2	400A	**CK90876OOOO**	**44500**	1
CZ2	630A	**CK90877OOOO**	**53000**	1

Chapter ID [8536]

Accessories for CZ Bypass switch

Frame	Description	Cat No.	M.R.P. (₹) Per Unit	Std. Pkg. (Nos.)
CZ1/ CZ2	Auxiliary Contact Kit* (1 C/O contact)	**CK90805OOOO**	**485**	1

Chapter ID [8538]

* Upto 2 C/O contacts can be installed for status / indication

Customer Interaction Center (CIC)
BSNL / MTNL (toll free): 1800 233 5858 Reliance (toll free): 1800 200 5858
Tel: 022 6774 5858 Email: cic@Lntebg.com Web: www.Lntebg.com

Indersons, ND 27, PH: 0114724 3000, sales@indersonsindia.com

Multiple Applications, One Solution

New CZ Switch Disconnectors



- Compact 2P, 3P & 4P configurations
- **1250Vac** Insulation Voltage
- **AC-23A** @ 690Vac without derating
- Suitable for 50°C ambient temperature
- **Direct termination** without the need of any extended links
- Extra assurance with visible contact system
- High electrical and mechanical life (double than requirement in IS/IEC standards)
- Terminal shrouds and phase barriers are provided as standard offering along with the product
- Higher ground clearance ensure safety at all times

Versions: 690V/800Vac | 1000Vdc | 1500Vdc

Typical Applications

- Switching of feeders in power distribution network
- Switching of Machinery/Motors
- VFD panels for switching and isolation of VFD (AC as well DC)
- Isolation in String Inverter as well as Central Inverter Solar Systems
- Battery Charging

4P AC Switch Disconnector

Frame	Rating 690V, AC 23A	Handle Type	CAT No.	M.R.P. (₹) Per Unit	Std. Pkg. (Nos.)
CZ1	125A	Extended	**CK90769OOOO**	**7400**	1
CZ1	160A	Extended	**CK90770OOOO**	**9350**	1
CZ1	200A	Extended	**CK90771OOOO**	**10890**	1
CZ1	250A	Extended	**CK90772OOOO**	**12840**	1
CZ1	315A	Extended	**CK90773OOOO**	**13600**	1
CZ2	315A	Extended	**CK90857OOOO**	**15090**	1
CZ2	400A	Extended	**CK90858OOOO**	**19310**	1
CZ2	630A	Extended	**CK90859OOOO**	**24200**	1
CZ1	125A	Direct	**CK90799OOOO**	**7100**	1
CZ1	160A	Direct	**CK90800OOOO**	**8930**	1
CZ1	200A	Direct	**CK90801OOOO**	**10350**	1
CZ1	250A	Direct	**CK90802OOOO**	**12200**	1
CZ1	315A	Direct	**CK90803OOOO**	**12920**	1
CZ2	315A	Direct	**CK90872OOOO**	**14340**	1
CZ2	400A	Direct	**CK90873OOOO**	**18340**	1
CZ2	630A	Direct	**CK90874OOOO**	**22990**	1

Chapter ID [8536]

4P AC Switch Disconnector in SS enclosure (with extended handle)

Frame	Rating 690V, AC 23A	CAT No.	M.R.P. (₹) Per Unit	Std. Pkg. (Nos.)
CZ1	125A	**CK90819OOOO**	**13320**	1
CZ1	160A	**CK90820OOOO**	**15430**	1
CZ1	200A	**CK90821OOOO**	**17420**	1
CZ1	250A	**CK90822OOOO**	**19900**	1
CZ1	315A	**CK90823OOOO**	**21080**	1
CZ2	315A	**CK90878OOOO**	**24900**	1
CZ2	400A	**CK90879OOOO**	**29160**	1
CZ2	630A	**CK90880OOOO**	**34120**	1

Chapter ID [8536]

Accessories for CZ Switch Disconnector

Frame	Description	CAT No.	M.R.P. (₹) Per Unit	Std. Pkg. (Nos.)
CZ1/CZ2	Auxiliary Contact Kit (1 C/O contact)	**CK90805OOOO**	**485**	1

Chapter ID [8538]

Notes:

- 2P and 3P versions are also available. Please contact our nearest branch office for further details
- Separate versions suitable for DC applications (1000Vdc and 1500Vdc) also available. Please contact our nearest branch office for further details
- Please refer next page for details on offerings for Solar applications

Customer Interaction Center (CIC)

BSNL / MTNL (toll free): 1800 233 5858 Reliance (toll free): 1800 200 5858
Tel: 022 6774 5858 Email: cic@Lntebg.com Web: www.Lntebg.com

Indersons, ND 27, PH: 0114724 3000, sales@indersonsindia.com

Dawn of a New Era...

New CZ Switch Disconnectors

- Designed for tough conditions at **solar sites**
- Separate versions for **800Vac** string inverter systems and upto **1500Vdc** for central inverter systems
- Suitable for Aluminum termination of double the size recommended by IEC standards
- **1250Vac** Rated Insulation Voltage
- **Direct termination** without the need of any extended links
- Terminal shrouds and phase barriers are provided as standard offering along with the product



AC SD

- Operational Voltage upto 800Vac

800Vac, 3P Switch Disconnectors

Frame	Rating	Handle Type	Cat. No.	M.R.P. (₹) Per Unit
CZ1	125A	Direct	**CK90757OOOO**	*
CZ1	160A	Direct	**CK90758OOOO**	*
CZ1	200A	Direct	**CK90759OOOO**	*
CZ1	250A	Direct	**CK90760OOOO**	*
CZ1	315A	Direct	**CK90761OOOO**	*
CZ2	315A	Direct	**CK90851OOOO**	*
CZ2	400A	Direct	**CK90852OOOO**	*
CZ2	630A	Direct	**CK90853OOOO**	*
CZ1	125A	Extended	**CK90763OOOO**	*
CZ1	160A	Extended	**CK90764OOOO**	*
CZ1	200A	Extended	**CK90765OOOO**	*
CZ1	250A	Extended	**CK90766OOOO**	*
CZ1	315A	Extended	**CK90767OOOO**	*
CZ2	315A	Extended	**CK90854OOOO**	*
CZ2	400A	Extended	**CK90855OOOO**	*
CZ2	630A	Extended	**CK90856OOOO**	*

Chapter ID [8536]



DC SD

- Operational Voltage 1000Vdc & 1500Vdc

DC Switch Disconnectors

Frame	Rating	Voltage	No. of Poles	Handle Type	Cat. No.	M.R.P. (₹) Per Unit
CZ1	125A	1000Vdc	2	Direct	**CK90793OOOO**	*
CZ1	160A	1000Vdc	2	Direct	**CK90794OOOO**	*
CZ1	200A	1000Vdc	2	Direct	**CK90795OOOO**	*
CZ1	250A	1000Vdc	2	Direct	**CK90796OOOO**	*
CZ1	315A	1000Vdc	2	Direct	**CK90797OOOO**	*
CZ2	315A	1000Vdc	2	Direct	**CK90869OOOO**	*
CZ2	400A	1000Vdc	2	Direct	**CK90870OOOO**	*
CZ2	630A	1000Vdc	2	Direct	**CK90871OOOO**	*
CZ1	125A	1500Vdc	2	Direct	**CK90787OOOO**	*
CZ1	160A	1500Vdc	2	Direct	**CK90788OOOO**	*
CZ1	200A	1500Vdc	2	Direct	**CK90789OOOO**	*
CZ1	250A	1500Vdc	2	Direct	**CK90790OOOO**	*
CZ1	315A	1500Vdc	2	Direct	**CK90791OOOO**	*
CZ2	315A	1500Vdc	3	Direct	**CK90866OOOO**	*
CZ2	400A	1500Vdc	3	Direct	**CK90867OOOO**	*
CZ2	630A	1500Vdc	3	Direct	**CK90868OOOO**	*

Chapter ID [8536]

*Available on Request

Customer Interaction Center (CIC)
BSNL / MTNL (toll free): 1800 233 5858 Reliance (toll free): 1800 200 5858
Tel: 022 6774 5858 Email: cic@Lntebg.com Web: www.Lntebg.com

Indersons, ND 27, PH: 0114724 3000, sales

Type TPN S-D-F suitable for DIN fuse-link (TPN & FP) in open execution

Features offered by FN S-D-F

- Range 32A to 800A, 415V, **AC 23A**
- Conforms to IEC 60947-3, IS/IEC 60947-3
- **Terminal Shrouds on both sides and Phase Barriers included**
- **Telescopic shaft for depth adjustment**
- **TPN SDF has isolable neutral**
- **4P SDF has Switched Neutral Pole and is 100% rated**
- Door interlock & padlock facility



FN - TPN S-D-F
(Open Execution)

FN - 4P S-D-F
(Open Execution)



Size	Rated Current (A)	Suitable HRC fuse-link		Open Execution Type FN (TPN) S-D-F suitable for DIN fuse-link			Std. Pkg. (Nos.)	Open Execution Type FN S-D-F suitable for DIN fuse-link (4P)			Std. Pkg. (Nos.)
		Type	Range (A)	Type	Cat. No.	M.R.P. (₹) Per Unit		Type	Cat. No.	M.R.P. (₹) Per Unit	
Fr 1	32	HF Size 14x51	2 to 32	FN 32 TPN / FP	**SK95518**	**2650**	1	FN 32 TPN/FP	**SK95518**	**2650**	1
	32	HF Size 14x51	2 to 32	FN 32 TPN / FP CE*	**SK95703***	**2320**	1	FN 32 TPN/FP CE*	**SK95703**	**2320**	1
	63	HF Size 14x51	2 to 63	FN 63 TPN / FP	**SK95421**	**3520**	1	FN 63 TPN/FP	**SK95421**	**3520**	1
	63	HF Size 14x51	2 to 63	FN 63 TPN / FP CE*	**SK95704***	**3140**	1	FN 63 TPN/FP CE*	**SK95704**	**3140**	1
Fr 2	100	HN Size 000/00	63 to 100	FN 100 TPN	**SK95568**	**6670**	1	FN 100 FP	**SK90496**	**7440**	1
	125	HN Size 000/00	63 to 125	FN 125 TPN	**SK95001**	**8640**	1	FN 125 FP	**SK90497**	**9570**	1
	160	HN Size 000/00	63 to 160	FN 160 TPN	**SK95713**	**9300**	1	FN 160 FP	**SK90498**	**10380**	1
Fr 3	200	HN Size 0	80 to 200	FN 200 TPN	**SK95418**	**12550**	1	FN 200 FP	**SK90471**	**14570**	1
	250	HN Size 1	125 to 250	FN 250 TPN	**SK95642**	**14350**	1	FN 250 FP	**SK90472**	**17030**	1
Fr 4	315	HN Size 1	125 to 315	FN 315 TPN	**SK95461**	**17190**	1	FN 315 FP	**SK90473**	**21380**	1
	400	HN Size 2	200 to 400	FN 400 TPN	**SK95481**	**20790**	1	FN 400 FP	**SK90480**	**23510**	1
Fr 5	630	HN Size 3	315 to 630	FN 630 TPN	**SK95521**	**34750**	1	FN 630 FP	**SK90481**	**40130**	1
	800	HN Size 3	315 to 800	FN 800 TPN	**SK95679**	**37350**	1	FN 800 FP	**SK90482**	**43270**	1

***** 'CE' handle has door interlock facility without defeat feature

FN- TPN S-D-F in SS Enclosure

Features offered by FN S-D-F in SS Enclosure:

- Range 32A to 800A, 415V, **AC 23A**
- Spacious Sheet Steel Enclosure
- **Separate cable gland box not required**
- **Terminal Shrouds on both sides and Phase Barriers included**
- Conforms to IEC 60947-3, IS/IEC 60947-3
- Suitable for Cylindrical/DIN fuse-link
- Door interlock & padlock facility



FN - TPN S-D-F in SS Enclosure

Size	Rated Current (A)	Suitable HRC fuse-link		In Sheet Steel Enclosure Type FN (TPN) S-D-F suitable for DIN fuse-link			Std. Pkg. (Nos.)
		Type	Range (A)	Type	Cat. No.	M.R.P. (₹) Per Unit	
Fr 1	32	HF Size 14x51	2 to 32	FN 32 TPN / FP CE*	**SK90483***	**6030**	1
	63	HF Size 14x51	2 to 63	FN 63 TPN / FP CE*	**SK90484***	**7200**	1
Fr 2	100	HN Size 000/00	63 to 100	FN 100 TPN	**SK90485**	**11810**	1
	125	HN Size 000/00	63 to 125	FN 125 TPN	**SK90486**	**13350**	1
	160	HN Size 000/00	63 to 160	FN 160 TPN	**SK90487**	**14040**	1
Fr 3	200	HN Size 0	80 to 200	FN 200 TPN	**SK90488**	**20120**	1
	250	HN Size 1	125 to 250	FN 250 TPN	**SK90489**	**22120**	1
Fr 4	315	HN Size 1	125 to 315	FN 315 TPN	**SK90490**	**25550**	1
	400	HN Size 2	200 to 400	FN 400 TPN	**SK90491**	**28770**	1
Fr 5	630	HN Size 3	315 to 630	FN 630 TPN	**SK90492**	**44620**	1
	800	HN Size 3	315 to 800	FN 800 TPN	**SK90493**	**47440**	1

***** 'CE' handle has door interlock facility without defeat feature

Notes:

1) Type FN S-D-F range (Bolted fuse-link) suitable for harsh environment is also available. Please contact nearest branch office for further details
2) For 690V AC application, please contact nearest branch office
3) The prices for S-D-F range are without HRC fuses
4) The SDF units in SS enclosure version can be replaced with FN TPN SDF open execution units. Please refer point 5 for replacement of 250A unit
5) For replacement of FN 250 SDF unit in sheet steel enclosure version (Cat. No. SK90489OOOO & SK95681OOOO), order Cat. No. ST97895OOOO
6) Please refer Pg. 34 for Switch-Disconnectors

Indersons, ND 27, PH: 0114724 3000, sales@indersonsindia.com

Type FN S-D-F suitable for DIN fuse-link (2P) in open execution

Also for 220Vdc & 240Vac application

Features offered by FN S-D-F

- Range 32A to 630A, 415V, **AC 23A**
- Conforms to IEC 60947-3, IS/IEC 60947-3
- **Terminal Shrouds on both sides and Phase Barriers included**
- **Telescopic shaft for depth adjustment**
- Door interlock & padlock facility

FN 2P S-D-F

Size	Rated Current (A)	Suitable fuse-link type	Type FN (2P) S-D-F suitable for DIN fuse-link			Std. Pkg (Nos.)
			Open Execution			
			Type	Cat. No.	M.R.P. (₹) Per Unit	
Fr 1	32	HF Size 14x51	FN 32 2P	**SK95594**	**2150**	1
	63	HF Size 14x51	FN 63 2P	**SK95595**	**3070**	1
Fr 2	100	HN Size 000/00	FN 100 2P	**ST35086**	**5060**	1
	125	HN Size 000/00	FN 125 2P	**ST35087**	**7730**	1
	160	HN Size 000/00	FN 160 2P	**ST35088**	**8060**	1
Fr 3	200	HN Size 0	FN 200 2P	**ST35089**	**10010**	1
	250	HN Size 1	FN 250 2P	**ST31674**	**11830**	1
Fr 4	315	HN Size 1	FN 315 2P	**ST38930**	**15050**	1
	400	HN Size 2	FN 400 2P	**ST31676**	**16810**	1
Fr 5	630	HN Size 3	FN 630 2P	**ST35090**	**28450**	1

Type FN S-D-F suitable for BS fuse-link (TPN) in open execution

For BOLTED fuse-link

Features offered by FN S-D-F

- Range 32A to 630A, 415V, **AC 23A**
- Conforms to IEC 60947-3, IS/IEC 60947-3
- **Terminal Shrouds on both sides and Phase Barriers included**
- **Telescopic shaft for depth adjustment**
- Door interlock & padlock facility

FN - TPN S-D-F

Size	Rated Current (A)	Suitable fuse-link type	Type FN (TPN) S-D-F suitable for BOLTED fuse-link			Std. Pkg (Nos.)
			Open Execution			
			Type	Cat. No.	M.R.P. (₹) Per Unit	
Fr 1	32	A1L	FN 32 TPN	**SK95653**	**2470**	1
	63	A1L	FN 63 TPN	**SK95651**	**3390**	1
Fr 2	100	A4	FN 100 TPN	**SK95570**	**6600**	1
	125	A4	FN 125 TPN	**SK95009**	**8540**	1
	160	A4	FN 160 TPN	**SK95714**	**9080**	1
Fr 3	200	B1 / B2	FN 200 TPN	**SK95588**	**12760**	1
	250	B2 / B3	FN 250 TPN	**SK95682**	**14620**	1
Fr 4	315	B3	FN 315 TPN	**SK95590**	**17250**	1
	400	B4	FN 400 TPN	**SK95591**	**20660**	1
Fr 5	630	C2	FN 630 TPN	**SK95592**	**35860**	1

Type FNX S-D-F suitable for DIN fuse-link in open execution

Features offered by FNX S-D-F

- Range 32A to 800A, 415V, **AC 23A**
- TPN and 4P version
- Suitable for Cylindrical / DIN fuse-link
- Telescopic shaft for depth adjustment
- DIN rail mounting up to 100A
- Conforms to IEC 60947-3, IS/IEC 60947-3
- Door interlock & padlock facility
- FNX 4-Pole with in-built Neutral Link

FNX TPN S-D-F



FNX 4P S-D-F

Size	Rated Current (A)	Suitable fuse-link type	Range (A)	Open Execution Type FNX (TPN) S-D-F suitable for DIN fuse-link				Open Execution Type FNX (4P) S-D-F suitable for DIN fuse-link			Std. Pkg. (Nos.)
				Type	Cat. No.	M.R.P. (₹) Per Unit	Std. Pkg. (Nos.)	Type	Cat. No.	M.R.P. (₹) Per Unit	
Fr 1	32	HF Size 14x51	2 to 32	FNX 32 TPN / FP	**SK96903**	*	1	FNX 32 TPN / FP	**SK96903**	*	1
	63	HF Size 14x51	2 to 63	FNX 63 TPN / FP	**SK96904**	*	1	FNX 63 TPN / FP	**SK96904**	*	1
Fr 2	100	HN Size 000	63 to 100	FNX 100 TPN / FP	**SK96906**	*	1	FNX 100 TPN / FP	**SK96906**	*	1
Fr 3	125	HN Size 000/00	63 to 125	FNX 125 TPN	**SK95806**	*	1	FNX 125 FP	**SK95814**	*	1
	160	HN Size 000/00	63 to 160	FNX 160 TPN	**SK95807**	*	1	FNX 160 FP	**SK95815**	*	1
Fr 4	200	HN Size 0	80 to 200	FNX 200 TPN	**SK95808**	*	1	FNX 200 FP	**SK95816**	*	1
	250	HN Size 1	125 to 250	FNX 250 TPN	**SK95809**	*	1	FNX 250 FP	**SK95817**	*	1
Fr 5	315	HN Size 1	125 to 315	FNX 315 TPN	**SK95810**	*	1	FNX 315 FP	**SK95818**	*	1
	400	HN Size 2	200 to 400	FNX 400 TPN	**SK95811**	*	1	FNX 400 FP	**SK95819**	*	1
Fr 6	630	HN Size 3	315 to 630	FNX 630 TPN	**SK95812**	*	1	FNX 630 FP	**SK95820**	*	1
	800	HN Size 3	315 to 800	FNX 800 TPN	**SK95813**	*	1	FNX 800 FP	**SK95821**	*	1

* Available on request

Notes : 1) For 690V AC application, please contact nearest branch office.
2) The prices for S-D-F range are without HRC fuses

Indersons, ND 27, PH: 0114724 3000, sales@indersonsindia.com

HRC Fuses [8536]

Features offered by HRC fuse link

- Conforms to IEC 60269-2, IS 13703 part 2
- Range: 2A to 800A, 415V, AC 50Hz
- Type: Cylindrical (2A to 63A), DIN (63A to 800A) & Bolted (2A to 630A)
- High breaking capacity: 100kA for type HN and 80kA for type HF/HG/HQ

Cylindrical fuse links Type HF

HF 2A

HF 63A

Size	Rated Current (A)	Description	Cat. No.	M.R.P. (₹) Per Unit	Std. Pkg. (Nos.)
14 X 51	2	Suitable for Type FN 32 / 63 / FNX 32 / 63 S-D-F & for HCO 32 Fuse base	**SF90144**	**133**	30
	4		**SF90145**	**133**	30
	6		**SF90146**	**133**	30
	8		**SF90147**	**133**	30
	10		**SF90148**	**133**	30
	16		**SF90150**	**133**	30
	20		**SF90151**	**133**	30
	25		**SF90152**	**133**	30
	32		**SF90142**	**133**	30
	40	Suitable for Type FN 63 / FNX 63 S-D-F & for HC 63 Fuse base	**SF90143**	**147**	30
	50		**SF90158**	**323**	30
	63		**SF90159**	**392**	30

DIN Type Fuse Links Type HN

000

00

0

1

2

3

Size	Rated Current (A)	Description	Cat. No.	M.R.P. (₹) Per Unit	Std. Pkg. (Nos.)
000	63	Suitable for Type FN 100/125/160 / FNX 100/125/160 S-D-F & for HB 160 Fuse base	**SF94940**	**420**	3
	80		**SF94941**	**450**	3
	100		**SF94942**	**450**	3
	125		**SF94946**	**515**	3
00	63	Suitable for Type FN 100/125/160 / FNX 125/160 S-D-F & for HB 160 Fuse base	**SF94027**	**535**	3
	80		**SF94028**	**535**	3
	100		**SF94029**	**535**	3
	125		**SF94030**	**560**	3
	160		**SF94939**	**575**	3
0	80	Suitable for Type FN 200 / FNX 200 S-D-F & for HB 250 Fuse base	**SF94128**	**735**	3
	100		**SF94129**	**735**	3
	125		**SF94130**	**735**	3
	160		**SF94131**	**745**	3
	200		**SF94132**	**765**	3
1	125	Suitable for Type FN 250/315 / FNX 250/315 S-D-F & for HB 250 Fuse base	**SF94230**	**780**	3
	160		**SF94231**	**790**	3
	200		**SF94232**	**795**	3
	250		**SF94233**	**885**	3
	315		**SF94234**	**1085**	3
2	200	Suitable for Type FN 400 / FNX 400 S-D-F & for HB 800 Fuse base	**SF94332**	**1090**	3
	250		**SF94333**	**1095**	3
	315		**SF94334**	**1165**	3
	400		**SF94335**	**1175**	3
3	315	Suitable for Type FN 630/800 / FNX 630/800 S-D-F & for HB 800 Fuse base	**SF94434**	**1650**	1
	400		**SF94435**	**1740**	1
	500		**SF94436**	**1875**	1
	630		**SF94437**	**1910**	1
	800		**SF94938**	**2320**	1

Fuse holders & Fuse bases suitable for Cylindrical / DIN fuse-links

HB

HCO

Rated Current (A)	Type	Description	Suitable fuse-link		Cat. No.	M.R.P. (₹) Per Unit	Std. Pkg. (Nos.)
			Type	Range (A)			
32	HCO 32	Fuse holder	HF	2-32	**SK91314**	**275**	10
63	HC 63	Fuse holder	HF	2-63	**SK91043**	**310**	10
160	HB 160	Fuse base	HN-Size 000 & 00	63-160	**SK90405**	**420**	12
250	HB 250	Fuse base	HN-Size 0 & 1	80-250	**SK90406**	**920**	3
800	HB 800	Fuse base	HN-Size 2 & 3	200-800	**SK91051**	**1795**	3

Indersons, ND 27, PH: 0114724 3000, sales@indersonsindia.com

Bolted fuse links: Type HG and HQ



Type	Fixing Method	Size	Rating (A)	Description	Cat. No.	M.R.P. (₹) Per Unit	Std. Pkg. (Nos.)
HG	Offset, staggered	F1	2	Suitable for type HD 20H/20P/20B, HD 32H/32P/32B fuse base	**ST30725**	**55**	24
			4		**ST30726**	**55**	24
			6		**ST30727**	**55**	24
			10		**ST30728**	**55**	24
			16		**ST30729**	**65**	24
			20		**ST30730**	**70**	24
			25		**ST30731**	**70**	24
			32		**ST30732**	**70**	24
HQ	Offset	A1L	20	Suitable for type FN 32/63 S-D-F	**ST34527**	**110**	15
			25		**ST34528**	**110**	15
			32		**ST34529**	**110**	15
			50		**ST35827**	**140**	15
			63		**ST35828**	**140**	15
		A2	4	Suitable for type HK 32H/32B fuse base	**ST30747**	**95**	12
			6		**ST30748**	**95**	12
			10		**ST30749**	**95**	12
			16		**ST30750**	**95**	12
			20		**ST30751**	**95**	12
			25		**ST30752**	**95**	12
			32		**ST30753**	**95**	12
		A3	35	Suitable for type HK 63B/63H Fuse base	**ST30759**	**140**	12
			50		**ST30760**	**150**	12
			63		**ST30761**	**160**	12
		A4	80	Suitable for type FN 100/125/160 S-D-F & for HK 125H/125B Fuse base	**ST30767**	**320**	12
			100		**ST30768**	**325**	12
			125		**ST30769**	**355**	12
			160		**ST35829**	**405**	12
	Centre Tag, 2 holes	B1	80	Suitable for type FN 200 S-D-F	**ST30774**	**360**	12
			100		**ST30775**	**360**	12
			125		**ST30776**	**420**	12
		B2	125	Suitable for type FN 200/250 S-D-F	**ST30777**	**440**	3
			160		**ST30778**	**445**	3
			200		**ST30779**	**480**	3
		B3	250	Suitable for type FN 250/315 S-D-F	**ST30781**	**715**	3
			315		**ST30782**	**740**	3
		B4	355	Suitable for type FN 400 S-D-F	**ST30783**	**1045**	3
			400		**ST30784**	**1100**	3
	Centre Tag, 4 holes	C2	400	Suitable for type FN 630 S-D-F	**ST30785**	**2100**	1
			500		**ST30786**	**2215**	1
			630		**ST30787**	**2430**	1

Fuse holders suitable for Bolted fuse-links

Rear View

Rated Current (A)	Type	Connection Method	Fuse Type	Suitable Fuse Range (A)	Cat. No.	M.R.P. (₹) Per Unit	Std. Pkg. (Nos.)
20	HD 20H	Both side cable (Front)	F1	2-20	**ST30772**	**155**	12
	HD 20P	Both side busbar (Back)	F1	2-20	**ST30773**	**240**	12
	HD 20B	Top busbar & bottom cable	F1	2-20	**ST30766**	**205**	12
32	HD 32H	Both side cable (Front)	F1	2-32	**ST30733**	**165**	12
	HD 32P	Both side busbar (Back)	F1	2-32	**ST30734**	**230**	12
	HD 32B	Top busbar & bottom cable	F1	2-32	**ST30735**	**220**	12
	HK 32H	Both side cable (Front)	A2	4-32	**ST30754**	**300**	12
	HK 32B	Top busbar & bottom cable	A2	4-32	**ST30755**	**360**	12
63	HK 63H	Both side cable (Front)	A3	35-63	**ST30762**	**370**	6
	HK 63B	Top busbar & bottom cable	A3	35-63	**ST30763**	**450**	6
125	HK 125H	Both side cable (Front)	A4	80-125	**ST30770**	**1120**	3
	HK 125B	Top busbar & bottom cable	A4	80-125	**ST30771**	**1190**	3

Indersons, ND 27, PH: 0114724 3000, sales@indersonsindia.com

Switch-Disconnector Units [8536]

Type FN & C-Line Switch Disconnector (2P/TPN/4P)

FN 2P S-D

FN TPN S-D

Features offered by S-D

- Range 32A to 2000A, 415V, AC 23A
- Conforms to IEC 60947-3, IS/IEC 60947-3
- Door interlock & padlock facility
- **Telescopic shaft for depth adjustment**
- Flip-able handle 1000A and above
- **Terminal shrouds on both sides**

Size	Rated Current (A)	Open Execution 2P S-D			Std. Pkg. (Nos.)	Open Execution TPN S-D*			Std. Pkg. (Nos.)
		Type	Cat. No.	M.R.P. (₹) Per Unit		Type	Cat. No.	M.R.P. (₹) Per Unit	
Fr 1	32	FN 32 2P	**SK90418OOOO**	**1970**	1	FN 32 TPN / 4P	**SK95541OOOO**	**2590**	1
	63	FN 63 2P	**SK90419OOOO**	**2590**	1	FN 63 TPN / 4P	**SK95540OOOO**	**3270**	1
Fr 2	100	FN 100 2P	**SK90420OOOO**	**4670**	1	FN 100 TPN	**SK95571OOOO**	**5900**	1
	125	FN 125 2P	**SK90421OOOO**	**5840**	1	FN 125 TPN	**SK95405OOOO**	**6930**	1
Fr 3	200	FN 200 2P	**SK90450OOOO**	**9580**	1	FN 200 TPN	**SK95607OOOO**	**10890**	1
	250	FN 250 2P	**SK90454OOOO**	**10150**	1	FN 250 TPN	**SK95683OOOO**	**12490**	1
Fr 4	315	FN 315 2P	**SK90465OOOO**	**13400**	1	FN 315 TPN	**SK95609OOOO**	**14130**	1
	400	FN 400 2P	**SK90466OOOO**	**14980**	1	FN 400 TPN	**SK95610OOOO**	**18250**	1
Fr 5	630	FN 630 2P	**SK90467OOOO**	**24170**	1	FN 630 TPN	**SK95611OOOO**	**27910**	1
	800	FN 800 2P	**SK90468OOOO**	**25100**	1	FN 800 TPN	**SK95551OOOO**	**29230**	1
	1000	FN 1000 2P	**SK90469OOOO**	**33810**	1	FN 1000 TPN	**SK95710OOOO**	**49280**	1
Fr 6	1000	-	-	-	-	C-Line SD 1000 4P$	**COS1000OO4O**	**51640**	1
	1250	-	-	-	-	C-Line SD 1250 4P$	**COS1250OO4O**	**65580**	1
	1600	-	-	-	-	C-Line SD 1600 4P$	**COS1600OO4O**	**87490**	1
	2000	-	-	-	-	C-Line SD 2000 4P$	**COS2000OO4O**	**103850**	1

$ For C-Line SD 3P (1000A to 2000A), please contact nearest branch office

* For Switched Neutral Pole in FN TPN S-D, order Switched Neutral Kit separately. Refer 'Spares & Accessories for type FN' table

Spares & Accessories for type FNX [8538]

Castell Type Lock

DIN Rail Assembly

Auxiliary Contact Kit

Handle Assembly

Description	Type	Cat. No.	M.R.P. (₹) Per Unit	Std. Pkg. (Nos.)
Auxiliary Contact Kit (1NO + 1 NC)	FNX 32 / 63	**SK91537**	*	1
	FNX 100	**SK91538**	*	1
	FNX 125 / 160	**SK91539**	*	1
	FNX 200 / 250	**SK91540**	*	1
	FNX 315 / 400 / 630 / 800	**SK91541**	*	1
Handle Assembly	FNX 32 / 63 / 100	**SK91524**	*	1
	FNX 125 / 160 / 200 / 250	**SK91525**	*	1
	FNX 315 / 400 / 630 / 800	**SK91526**	*	1
Castell Type Lock$	FNX 32 / 63 / 100	**SK91530**	*	1
	FNX 125 / 160 / 200 / 250	**SK91531**	*	1
	FNX 315 / 400 / 630 / 800	**SK91531**	*	1
DIN Rail Assembly	FNX 32 / 63 / 100	**SK91617**	*	1

* Available on request

Fuse pulling handle [8538]

For Type HN fuse-link

For Type HF fuse-link

Description	Cat. No.	M.R.P. (₹) Per Unit	Std. Pkg. (Nos.)
Fuse pulling handle for HF Fuse-link from 2A-63A	**SK91185**	**220**	1
Insulated fuse pulling handle for Type HN fuse-link from 63A-800A	**SF90126**	**780**	1

Spares & Accessories for type COS Switch-Disconnector [8538]

Type	Cat. No.	M.R.P. (₹) Per Unit	Std. Pkg. (Nos.)
Auxiliary Contact Kit (1 sets of C/O contact)	**CXS6002**	**940**	1
Operating Handle	**CXS6001**	**2010**	1
Castell Type Lock$	**CX60004**	**2660**	1

$ Chapter ID [8301]

Also suitable for Switch-Disconnector FN 1000

Spares & Accessories for type FN [8538]

Handle Assembly

Earthing Link

Switched Neutral Kit

Auxiliary Contact Kit

Castell Type Lock

Description	Type		Cat. No.	M.R.P. (₹) Per Unit	Std. Pkg. (Nos.)
Auxiliary Contact Kit (1NO + 1 NC)	FN 32 / 63		**SK91302**	**560**	1
	FN 100 / 125 / 160		**SK91328**	**670**	1
	FN 200 / 250		**SK91329**	**900**	1
	FN 315 / 400 / 630 / 800		**SK91330#**	**950**	1
2nd Aux. Contact (1NO + 1NC)	FN 32 / 63		**SK90670**	**610**	1
	FN 100 to FN 1000		**SK90696**	**700**	1
Earthing Link	FN 32 to FN 1000@		**CK90396**	**540**	1
Terminal Shroud Kit	FN 32 / 63		**SK91190**	**190**	1
	FN 100 / 125 / 160		**SK91137**	**240**	1
	FN 200 / 250		**SK91335**	**680**	1
	FN 315 / 400		**SK91346**	**700**	1
	FN 630 / 800		**SK91347#**	**740**	1
Handle Assembly - A	FN 32 / 63		**SK91257**	**530**	1
	FN 100 to FN 250		**SK91258**	**1130**	1
	FN 315 / 400 / 630 / 800		**SK91259#**	**1250**	1
Handle Assembly - B	FN 32 / 63		**SK91277**	**530**	1
	FN 100 to FN 250		**SK91278**	**1130**	1
	FN 315 / 400 / 630 / 800		**SK91279#**	**1250**	1
Handle Assembly - CE	FN 32 / 63		**SK91337**	**310**	1
Interphase Barrier Kit	FN 200		**SK91343**	**480**	1
	FN 315 / 400		**SK91344**	**500**	1
	FN 630 / 800		**SK91345#**	**510**	1
Castell Type Lock$	FN 100 / 125 / 160 / 200 / 250	A	**SK00333**	**2660**	1
		B	**SK00334**	**2660**	1
		C	**SK00335**	**2660**	1
		D	**SK00336**	**2660**	1
	FN 315 / 400 / 630 / 800	A	**SK00345#**	**2660**	1
		B	**SK00346#**	**2660**	1
		C	**SK00347#**	**2660**	1
		D	**SK00348#**	**2660**	1
Switched Neutral Kit #	FN 100 / 125 / 160		**SK95233**	**5040**	1
	FN 200 / 250		**SK95516**	**5370**	1
	FN 315 / 400		**SK95517**	**5810**	1
	FN 630 / 800		**SK95546***	**8150**	1

@For terminating earth busbar upto 25mm width. Order Qty 1 for 10 earthing links

Indersons, ND 27, PH: 0114724 3000, sales@indersonsindia.com

Choose the superhero. Choose d sine MCCB

d sine MCCBs

Features

Range: 20A to 1250A
Breaking capacity: 25/36/50/70/**100kA**
Variants: 3P/4P

Our new advanced MTX3.0 release fosters Energy Management along with most advanced protections. It also enables communication of various parameters for this automation era.

d sine range can now make Total Selectivity possible for uninterrupted healthy power network.

d sine-DZ MCCBs

Features

Range: 16A to 160A
Breaking capacity: 36/50kA
Variants: 3P/4P

Our new d sine -DZ range offers wide range of adjustable overload and short circuit settings with wide range of internal and external accessories.

Why wait? Contact us today.

Customer Interaction Center (CIC)
BSNL / MTNL (toll free): 1800 233 5858 Reliance (toll free): 1800 200 5858
Tel: 022 6774 5858 Email: cic@Lntebg.com Web: www.Lntebg.com

Indersons, ND 27, PH: 0114724 3000, sales@indersonsindia.com

DU/DY With Thermal - Magnetic Release :



DY125U MCCBs

- Conforms to IS/IEC 60947-2, IEC 60947-2 & EN 60947-2
- Range: 16A to 125A, 2P/3P/4P
- Ics=100% of Icu
- High Electrical & Mechanical life
- Thermal Magnetic Release
- No Load-Line Bias
- ON-TRIP-OFF indication
- Suitable for Isolation
- Common SS Enclosure for 3P & 4P

Type	Current Rating (A)	Breaking Capacity Icu (kA)	2 Pole		Breaking Capacity Icu (kA)	3 Pole		4 Pole		Std. Pkg. (Nos.)
			Cat. No.	M.R.P. (₹) Per Unit		Cat. No.	M.R.P. (₹) Per Unit	Cat. No.	M.R.P. (₹) Per Unit	
DY125U	16	AC : 25kA @ 240V AC, 50 Hz/60 Hz DC : 10kA @ 250V DC (2P in series)	EM90982OOBO	1700	AC : 10kA @ 415V AC, 50 Hz/60 Hz DC : 10kA @ 250V DC (3P in series)	EM90983OOBO	2220	EM90984OOBO	2950	1
	20		EM90982OOCO	1700		EM90983OOCO	2220	EM90984OOCO	2950	1
	25		EM90982OODO	1700		EM90983OODO	2220	EM90984OODO	2950	1
	32		EM90982OOEO	1700		EM90983OOEO	2220	EM90984OOEO	2950	1
	40		EM90982OOFO	1700		EM90983OOFO	2220	EM90984OOFO	2950	1
	50		EM90982OOGO	1700		EM90983OOGO	2220	EM90984OOGO	2950	1
	63		EM90982OOHO	1660		EM90983OOHO	2160	EM90984OOHO	2870	1
	80		EM90982OOJO ▲	1830		EM90983OOJO ▲	2430	EM90984OOJO ▲	3320	1
			EM90812OOJO	1660		EM90813OOJO	2160	EM90814OOJO	2870	1
	100		EM90982OOKO ▲	1830		EM90983OOKO ▲	2430	EM90984OOKO ▲	3320	1
			EM90812OOKO	1660		EM90813OOKO	2160	EM90814OOKO	2870	1
	125		EM90982OOLO ▲	2570		EM90983OOLO ▲	3560	EM90984OOLO ▲	4440	1

▲- Spreader Terminals are included
Note: 2 Pole in 3 Pole frame size
Phase barriers are supplied with all MCCBs

Accessories for DY125U MCCBs [8538]

Auxiliary/Trip Alarm Contact

Shunt Release

Spreader Terminals

Direct ROM



Extended ROM

Description	Internal		
	Cat. No.	M.R.P. (₹) Per Unit	Std. Pkg. (Nos.)
Auxiliary/Trip Alarm Contact			
1C/O	**EM90966OOOO**	**640**	1
Shunt Release			
Short Rated 110/240/415V AC	**EM90520OMOO**	**845**	1
Under Voltage Release			
New 240V AC	**EM90518BOOO**	**2565**	1

Description	External		
	Cat. No.	M.R.P. (₹) Per Unit	Std. Pkg. (Nos.)
Spreader Terminals			
2 Pole (upto 100A)	**CM97785OOO2**	**260**	Set of 4
3 Pole (upto 100A)	**CM97785OOOO**	**395**	Set of 6
4 Pole (upto 100A)	**CM97921OOOO**	**625**	Set of 8
Rotary Handle			
Direct ROM	**EM90969OOOO**	**1260**	1
Extended ROM	**EM90970OOOO**	**1855**	1
SS Enclosure			
Size I Enclosure for 3P & 4P	**CM90996OOOO**	**2285**	1

Indersons, ND 27, PH: 0114724 3000, sales@indersonsindia.com

DU MCCB Range [8536]

3 Pole / 4 Pole MCCBs

DU100D/DU125D MCCBs

- Conforms to IS/IEC 60947-2 & IEC 60947-2
- Range: 20A to 125A, 3P & 4P
- Ics=100% of Icu
- Compact size
- Common SS Enclosure for 3P & 4P
- Wide Range of snap fit Internal and External Accessories
- Adjustable Overload Setting: 0.8 - 1.0 x In

Kindly refer page no. 45 for cost effective MCCB for motor starter application

Type	Thermal Release Range (A)	Breaking Capacity Icu at 415V AC 50Hz. (kA)	3 Pole		4 Pole		Std. Pkg. (Nos.)
			Cat. No.	M.R.P. (₹) Per Unit	Cat. No.	M.R.P. (₹) Per Unit	
DU100D	16-20	18	CM90517OOCO	4790	CM90518OOCO	6070	1
	20-25		CM90517OODO	4790	CM90518OODO	6070	1
	25-32		CM90517OOEO	4790	CM90518OOEO	6070	1
	32-40		CM90517OOFO	4790	CM90518OOFO	6070	1
	40-50		CM90517OOGO	4790	CM90518OOGO	6070	1
	50-63		CM90517OOHO	4640	CM90518OOHO	5870	1
	63-80		CM90517OOJO	4640	CM90518OOJO	5870	1
	80-100		CM90517OOKO	4640	CM90518OOKO	5870	1
DU125D	100-125		CM90676OOLO	5670	CM90677OOLO	7440	1

Note: DIN rail kit available as an accessory. Please refer DU100D/DU125D accessories table.

2 Pole / 3 Pole / 4 Pole MCCBs

DU100H/DU125H MCCBs

- Conforms to IS/IEC 60947-2 & IEC 60947-2
- Range: 20A to 125A, 2P, 3P & 4P
- Compact size
- Common SS Enclosure for 2P, 3P & 4P
- Wide Range of snap fit Internal and External Accessories
- Adjustable Overload Setting: 0.8 - 1.0 x In

For DC application please refer catalogue

Type	Thermal Release Range (A)	Breaking Capacity Icu (kA)	2 Pole		Breaking Capacity Icu at 415V AC 50Hz. (kA)	3 Pole		4 Pole		Std. Pkg. (Nos.)
			Cat. No.	M.R.P. (₹) Per Unit		Cat. No.	M.R.P. (₹) Per Unit	Cat. No.	M.R.P. (₹) Per Unit	
DU100H	16-20	AC : 65kA @ 240V AC, 50Hz DC : 15kA @ 250V DC, (2P in Series) L/R < 15 msec.	CM97898OOC2	3570	30	CM97894OOC2	5080	CM97933OOC2	6970	1
	20-25		CM97898OOD2	3570		CM97894OOD2	5080	CM97933OOD2	6970	1
	25-32		CM97898OOE2	3570		CM97894OOE2	5080	CM97933OOE2	6970	1
	32-40		CM97898OOF2	3570		CM97894OOF2	5080	CM97933OOF2	6970	1
	40-50		CM97898OOG2	3570		CM97894OOG2	5080	CM97933OOG2	6970	1
	50-63		CM97898OOH2	3470		CM97894OOH2	4990	CM97933OOH2	6770	1
	63-80		CM97898OOJ2	3470		CM97894OOJ2	4990	CM97933OOJ2	6770	1
	80-100		CM97898OOK2	3470		CM97894OOK2	4990	CM97933OOK2	6770	1
DU125H	100-125		CM91198OOLO	5390		CM90678OOLO	6300	CM90679OOLO	8080	1

Note: 2 Pole in 3 pole frame size

DIN rail kit available as an accessory. Please refer DU100H/DU125H accessories table.

Accessories for DU100D/DU125D/DU100H/DU125H MCCBs [8538]

Auxiliary Contact

ATAC

Shunt Release

UV Release

Spreader Terminals

Direct ROM

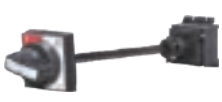

Extended ROM

Description	Internal		
	Cat. No.	M.R.P. (₹) Per Unit	Std. Pkg. (Nos.)
Auxiliary Contact			
1 C/O - Right	CM97886OOOO	1000	1
2 C/O - Right	CM97887OOOO	1775	1
Trip Alarm Contact			
1 C/O - Right	CM97888OOOO	1000	1
2 C/O - Right	CM97889OOOO	1775	1
Auxiliary + Trip Alarm Contact			
1 C/O + 1C/O - Right	CM97890OOOO	1705	1
Shunt Release			
24V DC - Left	CM91402O4OO	1825	1
110V AC - Left	CM97883OAOO	1825	1
240/415V AC - Left	CM97883OMOO	1980	1
Under Voltage Release			
240V AC - Left	CM97892BOOO	3295	1

Description		External		
		Cat. No.	M.R.P. (₹) Per Unit	Std. Pkg. (Nos.)
Spreader Terminals				
DU100H - 2 Pole		CM97785OOO2	260	Set of 4
DU125H - 2 Pole		CM91199OOLO	335	Set of 4
DU100D/DU100H - 3 Pole		CM97785OOOO	395	Set of 6
DU125D/DU125H - 3 Pole		CM90687OOLO	515	Set of 6
DU100D/DU100H - 4 Pole		CM97921OOOO	625	Set of 8
DU125D/DU125H - 4 Pole		CM90688OOLO	745	Set of 8
Rotary Handle				
DU100D/DU125D/ DU100H/DU125H	Direct ROM	CM97895OOOO	1280	1
	Extended ROM	CM97896OOOO	1650	1
DIN rail kit				
DU100D/DU125D/DU100H/DU125H		CM90944OOOO	145	1
SS Enclosure				
Size I Enclosure		CM90996OOOO	2285	1

Note: Phase Barriers are supplied along with all MCCBs

Indersons, ND 27, PH: 0114724 3000, sales@indersonsindia.com

DU MCCB Range [8536]

2 Pole / 3 Pole / 4 Pole MCCBs

DU250C/DU250/DU400N MCCBs

- Conforms to IS/IEC 60947-2 & IEC 60947-2
- Range: 160A to 400A, 2P, 3P & 4P
- Common SS Enclosure for 2P, 3P & 4P*
- Compact size
- Wide Range of snap fit Internal and External Accessories
- Adjustable Overload Setting: 0.8 - 1.0 x In

Kindly refer page no. 45 for cost effective MCCB for motor starter application

Type	Thermal Release Range (A)	Breaking Capacity Icu (kA)	2 Pole		Breaking Capacity Icu (kA)	3 Pole		4 Pole		Std. Pkg. (Nos.)
			Cat. No.	M.R.P. (₹) Per Unit		Cat. No.	M.R.P. (₹) Per Unit	Cat. No.	M.R.P. (₹) Per Unit	
DU250C	125-160	-	-	-	25	CM90631OOMO	8300	CM90634OOMO	10590	1
	160-200					CM90631OONO	9980	CM90634OONO	12750	1
	200-250					CM90631OOPO	11090	CM90634OOPO	14570	1
DU250	125-160	AC : 65kA @ 240V AC, 50Hz DC : 15kA for DU250 @250V DC & 25kA for DU400N @ 250V DC, (2P in Series) L/R < 15 msec.	CM90905OOMO	6530	36	CM98062OOOO	9390	CM98065OOMO	11630	1
	160-200		CM90905OONO	7550		CM98061OOOO	11520	CM98065OONO	15560	1
	200-250		CM90905OOPO	8460		CM98060OOOO	12860	CM98065OOPO	17350	1
DU400N	250-320		CM90886OOQO	15320	50	CM98402OOQO	19840	CM98404OOQO	24240	1
	320-400		CM90886OORO	15320		CM98402OORO	19840	CM98404OORO	24240	1

Note: 2 Pole in 3 Pole frame size *** For DU250/DU250C**

Accessories for DU250/DU250C MCCBs [8538]

Auxiliary Contact

ATAC

Shunt Release

UV Release

Description	Internal		
	Cat. No.	M.R.P. (₹) Per Unit	Std. Pkg. (Nos.)
Auxiliary Contact			
1 C/O - Right	CM97886OOOO	1000	1
2 C/O - Right	CM97887OOOO	1775	1
Trip Alarm Contact			
1 C/O - Right	CM97888OOOO	1000	1
2 C/O - Right	CM97889OOOO	1775	1
Auxiliary + Trip Alarm Contact			
1 C/O + 1C/O - Right	CM97890OOOO	1705	1
Shunt Release			
24V DC - Left	CM91402O4OO	1825	1
110V AC - Left	CM97883OAOO	1825	1
240/415V AC - Left	CM97883OMOO	1980	1
Under Voltage Release			
240V AC - Left	CM97892BOOO	3295	1

Spreader Terminals

Direct ROM

Extended ROM

Description		External		
		Cat. No.	M.R.P. (₹) Per Unit	Std. Pkg. (Nos.)
Spreader Terminals				
DU250 - 2 Pole		CM90960OOOO	1330	Set of 4
DU250C/DU250 - 3 Pole		ST98053OOOO	1710	Set of 6
DU250C/DU250 - 4 Pole		CM92007OOOO	2265	Set of 8
Rotary Handle				
DU250C/DU250	Direct ROM	CM98040OOOO	1370	1
	Extended ROM	CM98041OOOO	1760	1
SS Enclosure				
Size II Enclosure		CM91003OOOO	5250	1

Note: Phase Barriers are supplied along with all MCCBs

Accessories for DU400N MCCBs [8538]

Auxiliary Contact

TAC

Shunt Release

UV Release

Description	Internal		
	Cat. No.	M.R.P. (₹) Per Unit	Std. Pkg. (Nos.)
Auxiliary Contact			
1 C/O	CM99801OOOO	1160	1
2 C/O	CM99802OOOO	2250	1
Trip Alarm Contact			
1 C/O - Right	CM99803OOOO	1230	1
Auxiliary + Trip Alarm Contact			
1 C/O + 1C/O - Right	CM99804OOOO	2255	1
Shunt Release			
110/240/415V AC, 220V DC	CM99805OOOO	2925@	1
24V DC	CM98976O4OO	2740@	1
Under Voltage Release			
240V AC - Left	CM99986BOOO	4060	1

Spreader Terminals

Direct ROM

Extended ROM

Description	External		
	Cat. No.	M.R.P. (₹) Per Unit	Std. Pkg. (Nos.)
Spreader Terminals			
2 Pole	CM90964OOOO	2085	Set of 4
3 Pole	ST98065OOOO	3310	Set of 6
4 Pole	ST98066OOOO	4745	Set of 8
Rotary Handle			
Direct ROM	CM99860OOOO	2120	1
Extended ROM	CM99861OOOO	3485	1

Note: Phase Barriers are supplied along with all MCCBs
All internal accessories & ROMs are common for 2P MCCBs
@ - 'NO' of control contactor to be connected in series for DC control supply

Indersons, ND 27, PH: 0114724 3000, sales@indersonsindia.com

SS Enclosure for MCCBs [8538]



Size I & Size II Enclosures

Note: Pictorial is for representation purpose only.
Does not include cabling. MCCB to be purchased separately.

Perfect home for your MCCB

- Superior Aesthetics
- Common Enclosure for 3P and 4P MCCBs
- Generous space for cable termination
- In-built neutral Link for TPN system
- IK08 and IP30 Protection
- Mounting holes for easy wall mounting
- Louvers for better heat dissipation
- Effortless Installation
- Size I suitable up to 125A MCCBs, 36kA
- Size II suitable from 160A to 250A MCCBs, 50kA

Description	Cat. No.	M.R.P. (₹) Per Unit	Std. Pkg. (Nos.)
Size I Enclosure for DU100H/DU125H/ DU100D/DU125D/DN0/DY125U	**CM90996OOOO**	**2285**	1
Size II Enclosure for DU250C/DU250/DN1	**CM91003OOOO**	**5250**	1

Easy wall Mounting

In-built Neutral Link

Better Heat Dissipation

Ground Fault Module [8538]

- Provides protection against ground fault
- GF Module for ground fault protection can be used with all Thermal Magnetic MCCBs
- Adjustable ground fault sensitivity selection: 10% - 50% of In
- Adjustable time delay: 100ms / 200ms
- Test facility to check healthiness of ground fault protection system without tripping MCCB
- Suitable for 3 phase 3 wire & 3 phase 4 wire electrical distribution network with cable termination
- LED for earth fault indication

Ground Fault Protection					
Type	Range (A)	Cat. No.	M.R.P. (₹) Per Unit	CT	Std. Pkg. (Nos.)
GF1	100 - 200A	**ST27745OOOO**	**9770**	Built in CBCT	1
GF2	200 - 400A	**ST27746OOOO**	**14970**	Built in CBCT	1
GF11	up to 800A	**ST28594OOOO**	**9055 #**	External CT required	1

 # External CTs of 5P10 class with secondary rating of 1A or 5A

Indersons, ND 27, PH: 0114724 3000, sales@indersonsindia.com

With Thermal - Magnetic Release :

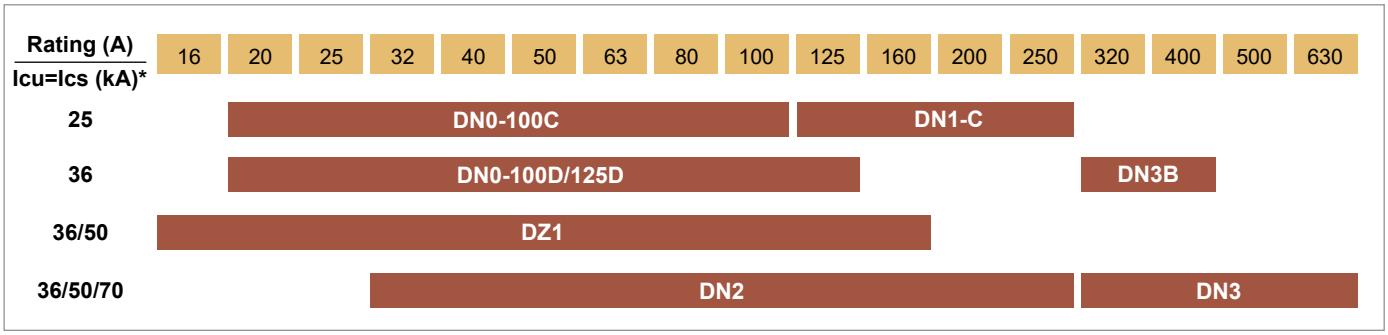

dsine TM

- Conforms to IS/IEC 60947-2
- 20A to 630A, 3P & 4P
- 25kA, 36kA, 50kA & 70kA breaking capacities
- Ics= 100% of Icu*
- Adjustable overload settings: 0.8 - 1.0 x In
- Adjustable short-circuit settings: 6 - 10 x In**
- Manual, Rotary and Motorised versions available@
- Wide range of accessories

dsine-DZ1 TM

- Conforms to IS/IEC 60947-2
- 16A to 160A, 3P & 4P
- 36kA & 50kA breaking capacities
- Ics= 100% of Icu
- Adjustable overload settings: 0.67 - 1.0 x In
- Adjustable short-circuit settings: 6 - 12 x In***
- Transparent sealable release cover
- Compact size
- Wide range of accessories

Type	Thermal Release Range (A)	Breaking Capacity Icu at 415V AC, 50Hz. (kA)	3 Pole		4 Pole		Std. Pkg. (Nos.)
			Cat. No.	M.R.P. (₹) Per Unit	Cat. No.	M.R.P. (₹) Per Unit	
DN0-100D*	16-20	36	CM97893OOC2OG	8010	CM97919OOC2OG	11220	1
	20-25		CM97893OOD2OG	8010	CM97919OOD2OG	11220	1
	25-32		CM97893OOE2OG	8010	CM97919OOE2OG	11220	1
	32-40		CM97893OOF2OG	8010	CM97919OOF2OG	11220	1
	40-50		CM97893OOG2OG	8010	CM97919OOG2OG	11220	1
	50-63		CM97893OOH2OG	7800	CM97919OOH2OG	10920	1
	63-80		CM97893OOJ2OG	7800	CM97919OOJ2OG	10920	1
	80-100		CM97893OOK2OG	7800	CM97919OOK2OG	10920	1
DN0-125D*	100-125		CM90680OOLOOG	9520	CM90681OOLOOG	12680	1
DN0-100C	16-20	25	CM91612OOCOOG	8340	CM91712OOCOOG	11660	1
	20-25		CM91612OODOOG	8340	CM91712OODOOG	11660	1
	25-32		CM91612OOEOOG	8340	CM91712OOEOOG	11660	1
	32-40		CM91612OOFOOG	8340	CM91712OOFOOG	11660	1
	40-50		CM91612OOGOOG	8340	CM91712OOGOOG	11660	1
	50-63		CM91612OOHOOG	8110	CM91712OOHOOG	11360	1
	63-80		CM91612OOJOOG	8110	CM91712OOJOOG	11360	1
	80-100		CM91612OOKOOG	8110	CM91712OOKOOG	11360	1
DN1-250C	100-125		CM90638OOLO	11920	CM90642OOLO	14300	1
	125-160		CM90638OOMO	15200	CM90642OOMO	18450	1
	160-200		CM90638OONO	19070	CM90642OONO	22190	1
	200-250		CM90638OOPO	21840	CM90642OOPO	25260	1

Kindly refer page no. 45 for cost effective MCCB for motor starter application

Note:
Breaking Capacity : C = 25kA, D = 36kA, N = 50kA, S = 70kA
@ Motorised version available for DN2 and DN3 frames (please refer page No. 46)
*** DN0-100D/125D : Ics= 50% Icu**
**** For DN0, DN1, DN3B-Short Circuit Setting: 9In**
For DN1-250N (50kA) please contact nearest branch office
***** From 16A to 50A, Fixed Magnetic setting (375A)**

Indersons, ND 27, PH: 0114724 3000, sales@indersonsindia.com

With Thermal - Magnetic Release :

Type	Thermal Release Range (A)	Breaking Capacity Icu at 415V AC, 50Hz. (kA)	3 Pole		4 Pole		Std. Pkg. (Nos.)
			Cat. No.	M.R.P. (₹) Per Unit	Cat. No.	M.R.P. (₹) Per Unit	
DZ1-160D	11-16	36	DZ1T0016DXC1A	10890	DZ1F0016DXC1A	13790	1
	14-20		DZ1T0020DXC1A	10890	DZ1F0020DXC1A	13790	1
	17-25		DZ1T0025DXC1A	10890	DZ1F0025DXC1A	13790	1
	22-32		DZ1T0032DXC1A	10890	DZ1F0032DXC1A	13790	1
	27-40		DZ1T0040DXC1A	10890	DZ1F0040DXC1A	13790	1
	34-50		DZ1T0050DXC1A	10890	DZ1F0050DXC1A	13790	1
	43-63		DZ1T0063DXD1A	10700	DZ1F0063DXD1A	13550	1
	54-80		DZ1T0080DXD1A	10700	DZ1F0080DXD1A	13550	1
	67-100		DZ1T0100DXD1A	10700	DZ1F0100DXD1A	13550	1
	84-125		DZ1T0125DXD1A	12380	DZ1F0125DXD1A	15370	1
	108-160		DZ1T0160DXD1A	16390	DZ1F0160DXD1A	19470	1
DN2-250D	100-125		CM92008OOL1OG	15480	CM92108OOL1OG	19210	1
	125-160		CM92008OOM1OG	20490	CM92108OOM1OG	24340	1
	160-200		CM92009OON1OG	22700	CM92109OON1OG	29000	1
	200-250		CM92009OOP1OG	25480	CM92109OOP1OG	30740	1
DN3B-400D	250-320		CM98401OOQOOG	30750	CM98403OOQOOG	37500	1
	320-400		CM98401OOROOG	30750	CM98403OOROOG	37500	1
DN3-400D	250-320		CM94005OOQ1OG	*	CM94105OOQ1OG	*	1
	320-400		CM94005OOR1OG	*	CM94105OOR1OG	*	1
DN3-630D	400-500		CM94006OOS1OG	41980	CM94106OOS1OG	51840	1
	500-630		CM94006OOT1OG	41980	CM94106OOT1OG	51840	1
DZ1-160N	11-16	50	DZ1T0016NXC1A	14110	DZ1F0016NXC1A	17320	1
	14-20		DZ1T0020NXC1A	14110	DZ1F0020NXC1A	17320	1
	17-25		DZ1T0025NXC1A	14110	DZ1F0025NXC1A	17320	1
	22-32		DZ1T0032NXC1A	14110	DZ1F0032NXC1A	17320	1
	27-40		DZ1T0040NXC1A	14110	DZ1F0040NXC1A	17320	1
	34-50		DZ1T0050NXC1A	14110	DZ1F0050NXC1A	17320	1
	43-63		DZ1T0063NXD1A	13730	DZ1F0063NXD1A	16850	1
	54-80		DZ1T0080NXD1A	13730	DZ1F0080NXD1A	16850	1
	67-100		DZ1T0100NXD1A	13730	DZ1F0100NXD1A	16850	1
	84-125		DZ1T0125NXD1A	18460	DZ1F0125NXD1A	21470	1
	108-160		DZ1T0160NXD1A	20930	DZ1F0160NXD1A	25270	1
DN2-250N	100-125		CM92005OOL1OG	21600	CM92105OOL1OG	26190	1
	125-160		CM92005OOM1OG	24490	CM92105OOM1OG	30830	1
	160-200		CM92006OON1OG	25080	CM92106OON1OG	34190	1
	200-250		CM92006OOP1OG	27370	CM92106OOP1OG	35030	1
DN3-400N	250-320		CM94003OOQ1OG	33220	CM94103OOQ1OG	40740	1
	320-400		CM94003OOR1OG	33220	CM94103OOR1OG	40740	1
DN3-630N	400-500		CM94004OOS1OG	45290	CM94104OOS1OG	57340	1
	500-630		CM94004OOT1OG	45290	CM94104OOT1OG	57340	1
DN2-250S	100-125	70	CM92002OOL1OG	30750	CM92102OOL1OG	35580	1
	125-160		CM92002OOM1OG	32230	CM92102OOM1OG	38020	1
	160-200		CM92003OON1OG	36560	CM92103OON1OG	44980	1
	200-250		CM92003OOP1OG	37710	CM92103OOP1OG	45390	1
DN3-400S	250-320		CM94001OOQ1OG	40010	CM94101OOQ1OG	46540	1
	320-400		CM94001OOR1OG	40010	CM94101OOR1OG	46540	1
DN3-630S	400-500		CM94002OOS1OG	53100	CM94102OOS1OG	63860	1
	500-630		CM94002OOT1OG	53100	CM94102OOT1OG	63860	1

For DC application please refer catalogue

Kindly refer page no. 45 for cost effective MCCB for motor starter application

*** Price on request** **Note: Add suffix as "OOOO"to all DZ1 cat. nos.**

General Information
- Use of phase barriers is mandatory. These are supplied along with MCCBs
- **It is recommended to use spreader terminals for enhancing termination capacity**
- Spreader terminals are available as accessories, unless otherwise specified against cat. nos.

Special Applications
- dsine/DU/DY MCCBs with TM release can be used for DC application (2P/3P/4P)
- dsine/DU MCCBs can be used for Capacitor back-up protection
- For Motor back-up protection, use 'M' series of MCCBs such as DN0-M, DZ1-N, DN1-M, DN2-M, DN3-M
- For isolator applications, use SD version (without protection release)

Indersons, ND 27, PH: 0114724 3000, sales@indersonsindia.com

With Microprocessor Release :

Rating (A) / Icu (kA)	40	63	100	160	250	400	630	800	1000	1250
36/50	DZ1									
36/50/70/100	DN2					DN3				
50/70/100								DN4		

With Microprocessor Release MTX1.0 & iTRP1 :

dsine MTX1.0

- Conforms to IS/IEC 60947-2
- 40A to 1250A, 3P & 4P
- 36kA, 50kA, 70kA and 100kA breaking capacities
- Ics=100% Icu
- Adjustable overload setting from 0.4 to 1.0 x In
- Adjustable short-circuit setting from 1.5 to 8 x Ir
- Inbuilt instantaneous Protection
- Switchable thermal memory
- Variable trip class
- Front LED Indication
- Manual, Rotary and Motorised versions available@
- Wide range of accessories

dsine-DZ iTRP1

- Conforms to IS/IEC 60947-2
- 16A to 160A, 3P & 4P
- 36kA & 50kA breaking capacities
- Ics=100% Icu
- Adjustable overload setting from 0.25 to 1.0 x In
- Adjustable short-circuit setting from 1.5 to 12 x Ir
- OR Instantaneous setting from 1.5 to 12 x In
- Switchable thermal memory
- Variable trip class
- Transparent sealable release cover
- Compact size
- Wide range of accessories

Type	Release Range (A)	Breaking Capacity Icu at 415V AC, 50Hz. (kA)	3 Pole		4 Pole		Std. Pkg. (Nos.)
			Cat. No.	M.R.P. (₹) Per Unit	Cat. No.	M.R.P. (₹) Per Unit	
DZ1-160D#	10-40	36	DZ1T0040DXF1A	18270	DZ1F0040DXF1A	22970	1
	16-63		DZ1T0063DXF1A	18270	DZ1F0063DXF1A	22970	1
	25-100		DZ1T0100DXF1A	18270	DZ1F0100DXF1A	22970	1
	40-160		DZ1T0160DXF1A	23120	DZ1F0160DXF1A	32130	1
DN2-250D	16-40		CM92063OOOOX1	21920	CM92155OOOOX1	27560	1
	25-63		CM92071OOOOX1	21920	CM92154OOOOX1	27560	1
	40-100		CM92051OOOOX1	21920	CM92153OOOOX1	27560	1
	63-160		CM92074OOOOX1	27740	CM92152OOOOX1	38560	1
	100-250		CM92054OOOOX1	31910	CM92151OOOOX1	43730	1
DN3-400D	160-400		CM93001OOOOX1	39580	CM93003OOOOX1	48860	1
DN3-630D	250-630		CM93005OOOOX1	44120	CM93007OOOOX1	57400	1
DZ1-160N#	10-40	50	DZ1T0040NXF1A	21770	DZ1F0040NXF1A	30180	1
	16-63		DZ1T0063NXF1A	21770	DZ1F0063NXF1A	30180	1
	25-100		DZ1T0100NXF1A	21770	DZ1F0100NXF1A	30180	1
	40-160		DZ1T0160NXF1A	28480	DZ1F0160NXF1A	37270	1
DN2-250N	16-40		CM92064OOOOX1	26120	CM92160OOOOX1	34100	1
	25-63		CM92072OOOOX1	26120	CM92159OOOOX1	34100	1
	40-100		CM92052OOOOX1	26120	CM92158OOOOX1	34100	1
	63-160		CM92075OOOOX1	34180	CM92157OOOOX1	42120	1
	100-250		CM92055OOOOX1	36510	CM92156OOOOX1	46740	1
DN3-400N	160-400		CM93002OOOOX1	43310	CM93004OOOOX1	55860	1
DN3-630N	250-630		CM93006OOOOX1	47530	CM93008OOOOX1	61990	1
DN4-1250N	320-800		CM96021OOOOX1	71400	CM96111OOOOX1	89910	1
	400-1000		CM96022OOOOX1	99920	CM96112OOOOX1	144590	1
	500-1250		CM96023OOOOX1	124680	CM96113OOOOX1	168710	1
DN2-250S	16-40	70	CM92065OOOOX1	28050	CM92165OOOOX1	35670	1
	25-63		CM92073OOOOX1	28050	CM92164OOOOX1	35670	1
	40-100		CM92059OOOOX1	28050	CM92163OOOOX1	35670	1
	63-160		CM92076OOOOX1	37800	CM92162OOOOX1	48210	1
	100-250		CM92056OOOOX1	42140	CM92161OOOOX1	54030	1
DN3-400S	160-400		CM94053OOOOX1	53750	CM94153OOOOX1	69140	1
DN3-630S	250-630		CM94079OOOOX1	56810	CM94179OOOOX1	79030	1
DN4-1250S	320-800		CM96025OOOOX1	91300	CM96115OOOOX1	115640	1
	400-1000		CM96026OOOOX1	123610	CM96116OOOOX1	180330	1
	500-1250		CM96027OOOOX1	151280	CM96117OOOOX1	205800	1

Note: dsine-V Version (Icu=Ics=100kA) MCCBs are available on request.
@ Motorised version available for DN2, DN3 and DN4 frames (please refer page No. 46)
Add suffix as "OOOO" to all DZ1 cat. nos. # For 25A, please contact nearest branch office

Indersons, ND 27, PH: 0114724 3000, sales@indersonsindia.com

d sine With Microprocessor Release MTX2.0 & iTRP3 :

dsine MTX2.0

- Conforms to IS/IEC 60947-2
- 40A to 1250A, 3P & 4P
- 36kA, 50kA, 70kA and 100kA breaking capacities
- Ics=100% Icu
- Adjustable overload setting from 0.4 to 1.0 x In
- Adjustable short-circuit setting from 1.5 to 8 x Ir
- Inbuilt instantaneous Protection
- Inbuilt ground fault protection from 20%-50% of In
- Adjustable neutral overload protection from 50% to 150% of Ir
- Switchable thermal memory
- Variable trip class
- Front LED Indication
- Panel mounted display for current metering & trip record
- Manual, Rotary and Motorised versions available@
- Wide range of accessories

dsine-DZ iTRP3

- Conforms to IS/IEC 60947-2
- 16A to 160A, 3P & 4P
- 36kA & 50kA breaking capacities
- Ics=100% Icu
- Adjustable overload setting from 0.25 to 1.0 x In
- Adjustable short-circuit setting from 1.5 to 10 x Ir
- Adjustable Instantaneous setting, 6 In & 12 In
- Inbuilt ground fault protection from 20%-70% of In
- Adjustable neutral overload protection from 50% to 200% of Ir
- Switchable thermal memory
- Provision for release testing
- Individual fault indication LEDs
- Transparent sealable release cover
- Compact size
- Wide range of accessories

Type	Release Range (A)	Breaking Capacity Icu at 415V AC, 50Hz. (kA)	3 Pole		4 Pole		Std. Pkg. (Nos.)
			Cat. No.	M.R.P. (₹) Per Unit	Cat. No.	M.R.P. (₹) Per Unit	
DZ1-160D#	10-40	36	DZ1T0040DXH1A	33510	DZ1F0040DXH1A	38580	1
	16-63		DZ1T0063DXH1A	33510	DZ1F0063DXH1A	38580	1
	25-100		DZ1T0100DXH1A	33510	DZ1F0100DXH1A	38580	1
	40-160		DZ1T0160DXH1A	38070	DZ1F0160DXH1A	47200	1
DN2-250D	16-40		CM92063OOOOAG	37530	CM92155OOOOAG	43210	1
	25-63		CM92071OOOOAG	37530	CM92154OOOOAG	43210	1
	40-100		CM92051OOOOAG	37530	CM92153OOOOAG	43210	1
	63-160		CM92074OOOOAG	42640	CM92152OOOOAG	52860	1
	100-250		CM92054OOOOAG	44320	CM92151OOOOAG	54490	1
DN3-400D	160-400		CM93001OOOOAG	53500	CM93003OOOOAG	61980	1
DN3-630D	250-630		CM93005OOOOAG	57990	CM93007OOOOAG	70940	1
DZ1-160N#	10-40	50	DZ1T0040NXH1A	36440	DZ1F0040NXH1A	43480	1
	16-63		DZ1T0063NXH1A	36440	DZ1F0063NXH1A	43480	1
	25-100		DZ1T0100NXH1A	36440	DZ1F0100NXH1A	43480	1
	40-160		DZ1T0160NXH1A	43920	DZ1F0160NXH1A	52350	1
DN2-250N	16-40		CM92064OOOOAG	40810	CM92160OOOOAG	48700	1
	25-63		CM92072OOOOAG	40810	CM92159OOOOAG	48700	1
	40-100		CM92052OOOOAG	40810	CM92158OOOOAG	48700	1
	63-160		CM92075OOOOAG	46990	CM92157OOOOAG	56540	1
	100-250		CM92055OOOOAG	47320	CM92156OOOOAG	57540	1
DN3-400N	160-400		CM93002OOOOAG	56760	CM93004OOOOAG	66480	1
DN3-630N	250-630		CM93006OOOOAG	61660	CM93008OOOOAG	79450	1
DN4-1250N	320-800		CM96021OOOOAG	98820	CM96111OOOOAG	118460	1
	400-1000		CM96022OOOOAG	127280	CM96112OOOOAG	170320	1
	500-1250		CM96023OOOOAG	149120	CM96113OOOOAG	192910	1
DN2-250S	16-40	70	CM92065OOOOAG	42680	CM92165OOOOAG	50780	1
	25-63		CM92073OOOOAG	42680	CM92164OOOOAG	50780	1
	40-100		CM92059OOOOAG	42680	CM92163OOOOAG	50780	1
	63-160		CM92076OOOOAG	51250	CM92162OOOOAG	61040	1
	100-250		CM92056OOOOAG	57250	CM92161OOOOAG	73590	1
DN3-400S	160-400		CM94053OOOOAG	71390	CM94153OOOOAG	89330	1
DN3-630S	250-630		CM94079OOOOAG	77300	CM94179OOOOAG	108100	1
DN4-1250S	320-800		CM96025OOOOAG	114860	CM96115OOOOAG	143650	1
	400-1000		CM96026OOOOAG	154320	CM96116OOOOAG	208910	1
	500-1250		CM96027OOOOAG	183170	CM96117OOOOAG	240340	1

Note: dsine-V Version (Icu=Ics=100kA) MCCBs are available on request.
@ Motorised version available for DN2, DN3 and DN4 frames (please refer page No. 46)
Add suffix "OOOO" to all DZ1 cat nos.
 # For 25A, please contact nearest branch office
***Price on request**

Accessories for MTX2.0 [8538]

Modules for MTX2.0 release	Cat. No.	M.R.P. (₹) Per Unit
Current Metering Module (Display & Metering Module)	CM95698OOOO	29520
Cable (2m length)	CM01196OOOO	1540
Power Supply Module	CL90722OOOO	*
UNCO Module for Status Indication & Control through communication	CL90852OOOO	12500

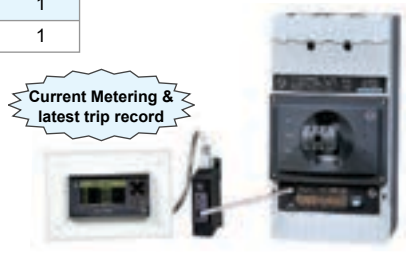

MTX2.0 with current metering module

Indersons, ND 27, PH: 0114724 3000, sales@indersonsindia.com

d sine With Microprocessor Release MTX3.0 :

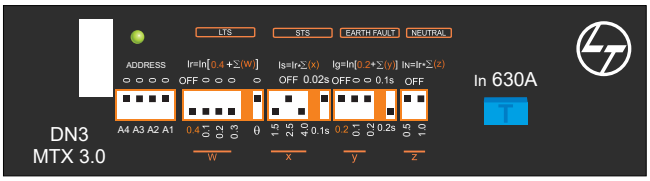

- Conforms to IS/IEC 60947-2 & IEC 60947-2
- Range: 40A to 1250A, 3P & 4P
- Choice of 36kA / 50kA / 70kA / **100kA** breaking capacities
- Ics = 100% Icu
- Suitable for Isolation
- Adjustable Over Load from 0.4 - 1.0 x In
- Adjustable Short Circuit from 1.5 - 8 x Ir with selectable time delay
- Instantaneous protection with fine settings
- Inbuilt ground fault protection from 10% - 50% of In
- Adjustable neutral overload protection available : 50% to 150% of Ir
- Advanced Current, Voltage, Frequency & Power based protections
- Other Protections like Maximum Demand, Phase Sequence, THD etc.
- Comprehensive Current, Power, Energy, PF, MD, THD metering
- Provision of Thermal Memory : ON/OFF
- Variable trip class at 1.5 Ir,6 Ir & 7.2 Ir
- Front LED indication of Over Load, short circuit & earth fault
- Panel mounted display available for advanced protections & metering
- Communication capable release
- Manual, Rotary or Motorised versions available @
- For 3 phase 4 wire system, External neutral CTs available for 3P MCCBs
- Wide Range of snap fit Internal and External Accessories

Type	Release Range (A)	Breaking Capacity Icu at 415V AC, 50Hz. (kA)	3 Pole		4 Pole		Std. Pkg. (Nos.)
			Cat. No.	M.R.P. (₹) Per Unit	Cat. No.	M.R.P. (₹) Per Unit	
DN2-250D	16 - 40	36	CM92063OOOOBG	*	CM92155OOOOBG	*	1
	25 - 63		CM92071OOOOBG		CM92154OOOOBG		1
	40 - 100		CM92051OOOOBG		CM92153OOOOBG		1
	63 - 160		CM92074OOOOBG		CM92152OOOOBG		1
	100 - 250		CM92054OOOOBG		CM92151OOOOBG		1
DN3-400D	160 - 400		CM93001OOOOBG		CM93003OOOOBG		1
DN3-630D	250 - 630		CM93005OOOOBG		CM93007OOOOBG		1
DN2-250N	16 - 40	50	CM92064OOOOBG	*	CM92160OOOOBG	*	1
	25 - 63		CM92072OOOOBG		CM92159OOOOBG		1
	40 - 100		CM92052OOOOBG		CM92158OOOOBG		1
	63 - 160		CM92075OOOOBG		CM92157OOOOBG		1
	100 - 250		CM92055OOOOBG		CM92156OOOOBG		1
DN3-400N	160 - 400		CM93002OOOOBG		CM93004OOOOBG		1
DN3-630N	250 - 630		CM93006OOOOBG		CM93008OOOOBG		1
DN4-1250N	320 - 800		CM96021OOOOBG		CM96111OOOOBG		1
	400 - 1000		CM96022OOOOBG		CM96112OOOOBG		1
	500 - 1250		CM96023OOOOBG		CM96113OOOOBG		1
DN2-250S	16 - 40	70	CM92065OOOOBG	*	CM92165OOOOBG	*	1
	25 - 63		CM92073OOOOBG		CM92164OOOOBG		1
	40 - 100		CM92059OOOOBG		CM92163OOOOBG		1
	63 - 160		CM92076OOOOBG		CM92162OOOOBG		1
	100 - 250		CM92056OOOOBG		CM92161OOOOBG		1
DN3-400S	160 - 400		CM94053OOOOBG		CM94153OOOOBG		1
DN3-630S	250 - 630		CM94079OOOOBG		CM94179OOOOBG		1
DN4-1250S	320 - 800		CM96025OOOOBG		CM96115OOOOBG		1
	400 - 1000		CM96026OOOOBG		CM96116OOOOBG		1
	500 - 1250		CM96027OOOOBG		CM96117OOOOBG		1

Note: dsine-V Version (Icu=Ics=100kA) MCCBs are available on request.
@ Motorised version available for DN2, DN3 and DN4 frames (please refer page No. 46)

Accessories for MTX3.0 [8538]

Modules for MTX3.0 release	Cat. No.	M.R.P. (₹) Per Unit
Communication Module	CM95680OOOO	*
Voltage Module	CM95685OOOO	
Display Module	CM95676OOOO	
Power Supply Module	CL90722OOOO	*
UNCO Module for Status Indication & Control through communication	CL90852OOOO	12500

*** Price on request**

MTX3.0 with all modules

Indersons, ND 27, PH: 0114724 3000, sales@indersonsindia.com

d sine MCCBs for Motor back-up Protection:

- Range: 32A to 630A, 50kA
- Suitable for isolation
- Wide Range of snap fit Internal and External Accessories

Cost effective solution for motor starter protection



Representative Application Image

3 Pole					
Type	Current Rating (A)	Breaking Capacity Icu at 415V. AC, 50Hz. (kA)	Cat. No.	M.R.P. (₹) Per Unit	Std. Pkg. (Nos.)
DN0-100M	32	50	CM98944OOEO	6020	1
	40		CM98944OOFO	6020	1
	50		CM98944OOGO	6020	1
	63		CM98944OOHO	6020	1
	80		CM98944OOJO	6020	1
	100		CM98944OOKO	6020	1
DZ1-160N	100		DZ1T0100NXM1A	8590	1
	125		DZ1T0125NXM1A	8740	1
	160		DZ1T0160NXM1A	10370	1
DN1-160M	100		CM90345OOKO	10040	1
	125		CM90345OOLO	10220	1
	160		CM90345OOMO	12130	1
DN2-250M	200		CM92171OONOOG	15540	1
	250		CM92171OOPOOG	20780	1
DN3-400M	320		CM94516OOQOOG	26270	1
	400		CM94516OOROOG	27560	1
DN3-630M	500		CM94515OOSOOG	30340	1
	630		CM94515OOTOOG	30860	1

Note: Please contact nearest branch office for fuseless type 2 co-ordination selection chart
For lower HP motors, Please select MPCB. Details are given on page no. 18
Add suffix as "OOOO" to all DZ1 cat. nos.

Indersons, ND 27, PH: 0114724 3000, sales@indersonsindia.com

MCCB Range [8536]

Switch Disconnector - SD (MCCBs without protection release):

- Used as switching devices for isolation
- Range: 32A to 1250A, 3P & 4P
- Suitable for isolation
- Wide Range of snap fit Internal and External Accessories

Type	Current Rating (A)	3 Pole		4 Pole		Std. Pkg. (Nos.)
		Cat. No.	M.R.P. (₹) Per Unit	Cat. No.	M.R.P. (₹) Per Unit	
DN0-160SD	32	CM90716OOEO	6280	CM90717OOEO	8520	1
	63	CM90716OOHO	6280	CM90717OOHO	8520	1
	100	CM90716OOKO	7500	CM90717OOKO	9910	1
	125	CM90716OOLO	8290	CM90717OOLO	11040	1
	160	CM90716OOMO	8970	CM90717OOMO	11760	1
DN2-250SD	200	CM96814OONOOG	18070	CM96815OONOOG	24050	1
	250	CM96802OOPOOG	19100	CM96803OOPOOG	26240	1
DN3B-400SD	320	CM98410OOQOOG	28810	CM98412OOQOOG	36670	1
	400	CM98410OOROOG	28810	CM98412OOROOG	36670	1
DN3-630SD	500	CM96806OOSOOG	32670	CM96807OOSOOG	43750	1
	630	CM96806OOTOOG	32670	CM96807OOTOOG	43750	1
DN4-1250SD	800	CM93041OOUO	68820	CM93042OOUO	84900	1
	1000	CM93041OOVO	91430	CM93042OOVO	117010	1
	1250	CM93041OOAO	121900	CM93042OOAO	150790	1

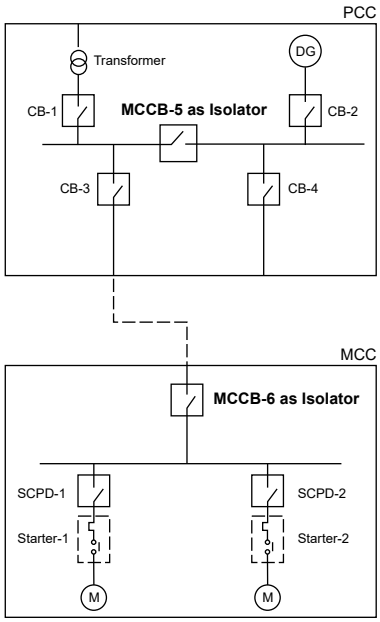

Representative Application Image

Automatic Source Transfer System (ASTS)

- 128x80 pixel, backlit LCD screen with 4 grey levels
- Advanced programmable I/O function
- Management of automatic generator start/stop
- Controls of UV, OV, phase loss, asymmetry, minimum frequency, maximum frequency, with independent enabling and time delay

+

AuXC-2000

Automatic Transfer Controllers (ATC) [9032]

Type	Cat. No.	M.R.P. (₹) Per Unit	Std. Pkg. (Nos.)
AuXC-2000 controller	ATC2000OOOO	30100	1

Can be used along with ACB, Motorised MCCBs, MCX contactors & Motorised Changeover switches

2 MCCBs + 2 SE-EOM + 2 ATAC + 1 MIL kit

For AuXC 2000 programming videos and more details please scan the QR code or click here

Frame	Accessories	Total Set M.R.P. (₹)	Remarks
DN2	2 Nos : SEOMs with Aux + Trip Alarm Contact + 1 No. : MIL + 1 No. : AuXC2000	103355	Add MRPs of Similar 2 MCCBs of DN2 of desired no. of Poles, Breaking Cap. & Release to arrive at ASTS Solution.
DN3-400		122650	Add MRPs of Similar 2 MCCBs of DN3 of desired no. of Poles, Breaking Cap. & Release to arrive at ASTS Solution.
DN3-630		123420	

Note: Picture shown is for representation purpose only, MCCB + EOM + ATAC combination, MIL kit & AuXC-2000 to be purchased separately & assembled at site.

Motorised MCCB MRP Computation

Total Combination MRP = **DN2 DN3 DN4 MCCB** + **DN2-EOM DN3-EOM DN4-EOM** + **Aux + Trip Alarm Contact (ATAC)** + **No Accessory UVR Shunt Aux Contact**

COMBO MRP | **FRAME** | **SE-EOM** | **ATAC** | **OPTIONAL ACCESSORY**

Note:
Default MCCB Combination includes → MCCB + SEEOM + ATAC
For SE-EOM & its accessories MRPs refer to page no. 47

Indersons, ND 27, PH: 0114724 3000, sales@indersonsindia.com

Accessories for dsine MCCBs [8538]

Auxiliary Contact

TAC

Shunt Release

UV Release

Neutral CT

Description	Internal		
	Cat. No.	M.R.P. (₹) Per Unit	Std. Pkg. (Nos.)
Auxiliary Contact [8538]			
DN0, DN1 - 1 C/O - Right	CM97886OOOO	1000	1
DN0, DN1 - 2 C/O - Right	CM97887OOOO	1775	1
DZ1 - 1 C/O	EM90110OOOO	1000	1
DN2, DN3B, DN3, DN4 - 1 C/O	CM99801OOOO	1160	1
DN2, DN3B, DN3, DN4 - 2 C/O	CM99802OOOO	2250	1
Trip Alarm Contact [8538]			
DN0, DN1 - 1 C/O - Right	CM97888OOOO	1000	1
DN0, DN1 - 2 C/O - Right	CM97889OOOO	1775	1
DZ1 - 1 C/O	EM90110OOOO	1000	1
DN2, DN3B, DN3, DN4 - 1 C/O - Right	CM99803OOOO	1230	1
Auxiliary 1 C/O + TAC 1 C/O [8538]			
DN0, DN1 - Right	CM97890OOOO	1705	1
DN2, DN3B, DN3, DN4 - Right	CM99804OOOO	2255	1
Shunt Release [8538]			
DN0, DN1 - 24V DC - Left	CM91402O4OO	1825	1
DN0, DN1 - 110V AC - Left	CM97883OAOO	1825	1
DN0, DN1 - 240/415V AC - Left	CM97883OMOO	1980	1
DZ1 - 240V AC$	EM90032OBOO	2655	1
DN2, DN3B, DN3, DN4 -110/240/415V AC,220V DC	CM99805OOOO	2925@	1
DN2, DN3B, DN3 - 24V DC	CM98976O4OO	2740@	1
Under Voltage Release [8538]			
DN0, DN1 - 240V AC - Left	CM97892BOOO	3295	1
DZ1 - 240V AC$	EM90031BOOO	3345	1
DN2, DN3B, DN3 - 240V AC - Left	CM99986BOOO	4060**	1
DN4 - 240V AC - Left	CM99906OOOO	4640**	1

@ - 'NO' of control contactor to be connected in series for DC control supply
**** Use these UV Cat. Nos. with Grey look MCCBs only**
$ For other voltages, please contact nearest branch office
*** For additional accessories of DZ1 MCCBs, please contact nearest branch office**

Description	External		
	Cat. No.	M.R.P. (₹) Per Unit	Std. Pkg. (Nos.)
External Neutral CT [8504]			
DZ1 - 40A, 63A	EM90507OOOO	2030	1
DZ1 - 100A, 160A	EM90508OOOO	2030	1
DN2 - 40A	CM99946OOOO	1765	1
DN2 - 63A	CM99947OOOO	1765	1
DN2 - 100A	CM99948OOOO	1765	1
DN2 - 160A	CM99949OOOO	2525	1
DN2 - 250A	CM99950OOOO	2525	1
DN3 - 400A	CM99954OOOO	5165	1
DN3 - 630A	CM99955OOOO	5165	1
DN4 - 800A	CM99889OOOO	7925	1
DN4 - 1000A	CM99890OOOO	8270	1
DN4 - 1250A	CM99891OOOO	9170	1
Adaptor kit for External Neutral CT [8538]			
DZ1-160 & DN2-250	CM99994OOOO	760	Set of 2
DN3 - 400	CM99995OOOO	1525	Set of 2
DN3 - 630	CM99997OOOO	1535	Set of 2
DN4 - 800	CM99996OOOO	2650	Set of 2
DN4 - 1000	CM90966OOOO	5605	Set of 4
DN4 - 1250	CM99998OOOO	9550	Set of 2
Stored Energy Electrical Operating Mechanism [8538]			
DN2-240V AC*	CM98132OOOO	31100	
DN3-240V AC*	CM98130OOOO	39000	
DN4-240V AC*	CM90284OOOO	60100	

*** Available as customised factory-fitted solution, please contact nearest branch office**
Note: For arriving at Motorised MCCB MRPs refer to page no. 46

Direct ROM

Extended ROM

Key Lock

Description	External		
	Cat. No.	M.R.P. (₹) Per Unit	Std. Pkg. (Nos.)
Rotary Handle [8538]			
DN0 Direct ROM	CM97895OOOO	1280	1
DN1 Direct ROM	CM98040OOOO	1370	1
DZ1 Direct ROM	EM90207OOOO	1400	1
DN2 Direct ROM	CM99829OOOO	1415	1
DN3B, DN3 Direct ROM	CM99860OOOO	2120	1
DN0 Extended ROM	CM97896OOOO	1650	1
DN1 Extended ROM	CM98041OOOO	1760	1
DZ1 Extended ROM	EM90209OOOO	1890	1
DN2 Extended ROM	CM99830OOOO	2135	1
DN3B, DN3 Extended ROM	CM99861OOOO	3485	1
DN4 Extended ROM	CM99884OOOO	4420	1
Panel door mounted Key lock for Extended ROM # [8301]			
Type 1	CM99958TOOOO	5780	1
Type 2	CM99958TOOOA	5780	1
Type 3	CM99958TOOOB	5780	1
Type 12	CM99958TOOOC	5780	1
Type 23	CM99958TOOOD	5780	1

 # - Can be used with dsine & DU new look extended ROM

Spreader Terminals

MIL Kit - Base Mounted

Description	External		
	Cat. No.	M.R.P. (₹) Per Unit	Std. Pkg. (Nos.)
Spreader Terminals [8538]			
DN0-100 - 3 Pole	CM97785OOOO	395	Set of 6
DN0-125D - 3 Pole	CM90687OOLO	515	Set of 6
DZ1 - 160 - 3 Pole	EM90609OOOO	1605	Set of 6
DN1, DN2 - 250 - 3 Pole	ST98053OOOO	1710	Set of 6
DN3B/DN3 - 400 - 3 Pole	ST98065OOOO	3310	Set of 6
DN3-630 - 3 Pole	ST98054OOOO	3830	Set of 6
DN4-800 - 3 Pole	CM91161OOUO	8065	Set of 6
DN4-1000 - 3 Pole	CM91161OOVO	16130	Set of 12
DN4-1250 - 3 Pole	CM91161OOAO	31865	Set of 6
DN0-100 - 4 Pole	CM97921OOOO	625	Set of 8
DN0-125D - 4 Pole	CM90688OOLO	745	Set of 8
DZ1 - 160 - 4 Pole	EM90610OOOO	2110	Set of 8
DN1, DN2 - 250 - 4 Pole	CM92007OOOO	2265	Set of 8
DN3B/DN3-400 - 4 Pole	ST98066OOOO	4745	Set of 8
DN3-630 - 4 Pole	CM92004OOOO	4860	Set of 8
DN4-800 - 4 Pole	ST90362OOOO	10290	Set of 8
DN4-1000 - 4 Pole	CM90064OOVO	20580	Set of 16
DN4-1250 - 4 Pole	ST98058OOOO	40775	Set of 8
Mechanical Interlock Kit - Base Plate [8538]			
DN2-250	CM99731OOOO	6545	1
DN3-400	CM99732OOOO	10040	1
DN3-630	CM99854OOOO	10810	1
DIN rail kit [8538]			
DN0	CM90944OOOO	145	1

Note: Phase Barriers are supplied along with MCCBs

Indersons, ND 27, PH: 0114724 3000, sales@indersonsindia.com



Range Highlights

- Sub Main Distribution Board (SMDB) with MCCB as incomer and MCCBs as outgoing devices
- Conforms to IEC 61439-2
- DEKRA and ASTA certified
- Rating up to 630 A
- Short-time withstand current
  - 250A & 400A SMDB - 36 kA 1s
  - 630A SMDB - 50 kA 1s
- Ingress protection - IP 43
- Choice in number of outgoing ways - 4, 8, 12 and 16
- Ready to use, off the shelf solution
- Suitable for d sine range of MCCBs
- Metering & cabling extensions are available as accessories

ENERSYS-S SMDB

Description	Cat. No.	No of ways		M.R.P. (₹) Per Unit	Height (H) (mm)	Width (W) (mm)	Depth (D) (mm)
		250A	100A				
SMDB - TN250D, O/G 100A 4 ways	**DA20D1044CZZ0**	-	4	**51200**	637	670	208.5
SMDB - TN250D, O/G 100A 8 ways	**DA20D1084CZZ0**	-	8	**62270**	787	670	208.5
SMDB - TN250D, O/G 100A 12 ways	**DA20D1124CZZ0**	-	12	**78330**	937	670	208.5
SMDB - TN250D, O/G 100A 16 ways	**DA20D1164CZZ0**	-	16	**92050**	1087	670	208.5
SMDB - TN400D, O/G 100A 4 ways	**DA40D1044CZZ0**	-	4	**57370**	937	670	208.5
SMDB - TN400D, O/G 100A 8 ways	**DA40D1084CZZ0**	-	8	**65370**	1087	670	208.5
SMDB - TN400D, O/G 100A 12 ways	**DA40D1124CZZ0**	-	12	**84050**	1237	670	208.5
SMDB - TN400D, O/G 100A 16 ways	**DA40D1164CZZ0**	-	16	**99070**	1387	670	208.5
SMDB - TN630D, O/G 100A 8 ways	**DA60D1084CZZ0**	-	8	**108390**	1287	870	208.5
SMDB - TN630D, O/G 100A 12 ways	**DA60D1124CZZ0**	-	12	**146380**	1507	870	208.5
SMDB - TN630D, O/G 100A 16 ways	**DA60D1164CZZ0**	-	16	**160450**	1507	870	208.5
SMDB - TN630D, O/G 250A 4 ways	**DA62D1044CZZ0**	4	-	**105560**	1067	870	208.5
SMDB - TN630D, O/G 250A 8 ways	**DA62D1084CZZ0**	8	-	**118230**	1287	870	208.5
SMDB - TN630D, O/G 250A 12 ways	**DA62D1124CZZ0**	12	-	**152010**	1507	870	208.5
SMDB - TN630D, O/G 250A 16 ways	**DA62D1164CZZ0**	16	-	**170310**	1727	870	208.5
SMDB - TN630D, O/G COMBI 4 ways	**DA6AD1044CZZ0**	2	2	**103450**	1067	870	208.5
SMDB - TN630D, O/G COMBI 8 ways	**DA6AD1084CZZ0**	2	6	**112600**	1287	870	208.5
SMDB - TN630D, O/G COMBI 12 ways	**DA6AD1124CZZ0**	2	10	**149190**	1507	870	208.5
SMDB - TN630D, O/G COMBI 16 ways	**DA6AD1164CZZ0**	2	14	**164670**	1507	870	208.5

Incoming Device [8536]			
SMDB Type	Description	Cat. No.	M.R.P. (₹) Per Unit
TN250D*	DN1-250C 3 Pole MCCB - 160A	**CM90638OOMO**	**15200**
	DN1-250C 3 Pole MCCB - 200A	**CM90638OONO**	**19070**
	DN1-250C 3 Pole MCCB - 250A	**CM90638OOPO**	**21840**
TN400D	DN3-400D 3 Pole MCCB - 320A	**CM94005OOQ1OG**	**32600**
	DN3-400D 3 Pole MCCB - 400A	**CM94005OOR1OG**	**32600**
TN630D	DN3-630D 3 Pole MCCB - 500A	**CM94006OOS1OG**	**41980**
	DN3-630D 3 Pole MCCB - 630A	**CM94006OOT1OG**	**41980**

Note:
- While ordering SMDB, incoming and outgoing MCCBs have to be ordered separately.
- Prices of MCCBs are not included in SMDB prices.

* TN250D - Suitable for DN1-250N, DU250 & DU250C MCCB as incomer.

Outgoing Device [8536]			
SMDB Type	Description	Cat. No.	M.R.P. (₹) Per Unit
TN250D, TN400D & TN630D	DN0-100C 3 Pole MCCB - 20A	**CM91612OOCOOG**	**8340**
	DN0-100C 3 Pole MCCB - 25A	**CM91612OODOOG**	**8340**
	DN0-100C 3 Pole MCCB - 32A	**CM91612OOEOOG**	**8340**
	DN0-100C 3 Pole MCCB - 40A	**CM91612OOFOOG**	**8340**
	DN0-100C 3 Pole MCCB - 50A	**CM91612OOGOOG**	**8340**
	DN0-100C 3 Pole MCCB - 63A	**CM91612OOHOOG**	**8110**
	DN0-100C 3 Pole MCCB - 80A	**CM91612OOJOOG**	**8110**
	DN0-100C 3 Pole MCCB - 100A	**CM91612OOKOOG**	**8110**
TN630D	DN1-250C 3 Pole MCCB - 160A	**CM90638OOMO**	**15200**
	DN1-250C 3 Pole MCCB - 200A	**CM90638OONO**	**19070**
	DN1-250C 3 Pole MCCB - 250A	**CM90638OOPO**	**21840**

DN0, DU100D & DU100H MCCBs are suitable as outgoing devices up to 100 A
DN1-250N, DU250 & DU250C MCCBs are suitable as outgoing devices up to 250 A

Indersons, ND 27, PH: 0114724 3000, sales@indersonsindia.com

Metering, Bottom Cabling & Corner Box

- Provision of 3 nos of 1-phase ammeter (96*96), 1 nos of 1-phase voltmeter (96*96) with selector switch and indicating lamps.

SMDB Type	Description	Cat. No.	M.R.P. (₹) Per Unit
TN250D & TN400D	Metering Extension Box	**CM90439OOPO**	**8300**
	Bottom Cabling Box	**CM90437OOOO**	**7780**
TN630D	Metering Extension Box	**CM91064OOTO**	**8750**
	Bottom Cabling Box	**CM91062OOOO**	**8230**
TN250D, TN400D & TN630D	Corner Box	**CM91089OOOO**	**2890**
	Mounting base	**CM70260OOOO**	**3900**

Note:
- Ammeter, voltmeter, selector switch and indicating lights have to be ordered separately.
- Mounting base to be used without bottom cabling box.

Side Cabling Box

SMDB Type	No. of Ways		Left		Right	
	250A	100A	Cat. No.	M.R.P. (₹) Per Unit	Cat. No.	M.R.P. (₹) Per Unit
TN250D	-	4	**CM91085ODOO**	**7960**	**CM91086ODOO**	**7960**
	-	8	**CM91085OFOO**	**10280**	**CM91086OFOO**	**10280**
	-	12	**CM91085OHOO**	**12320**	**CM91086OHOO**	**12320**
	-	16	**CM91085OKOO**	**14380**	**CM91086OKOO**	**14380**
TN400D	-	4	**CM91087ODOO**	**12320**	**CM91088ODOO**	**12320**
	-	8	**CM91087OFOO**	**14380**	**CM91088OFOO**	**14380**
	-	12	**CM91087OHOO**	**15750**	**CM91088OHOO**	**15750**
	-	16	**CM91087OKOO**	**17800**	**CM91088OKOO**	**17800**
TN630D	-	8	**CM91120OOFO**	**14920**	**CM91121OOFO**	**14920**
	-	12	**CM91120OOHO**	**17380**	**CM91121OOHO**	**17380**
	-	16				
	4	-	**CM91120OODO**	**13370**	**CM91121OODO**	**13370**
	8	-	**CM91120OOFO**	**14920**	**CM91121OOFO**	**14920**
	12	-	**CM91120OOHO**	**17380**	**CM91121OOHO**	**17380**
	16	-	**CM91120OOKO**	**18940**	**CM91121OOKO**	**18940**
	2	2	**CM91120OODO**	**13370**	**CM91121OODO**	**13370**
	2	6	**CM91120OOFO**	**14920**	**CM91121OOFO**	**14920**
	2	10	**CM91120OOHO**	**17380**	**CM91121OOHO**	**17380**
	2	14				

Indersons, ND 27, PH: 0114724 3000, sales@indersonsindia.com

ENERSYS

Ti

Engineered to the Highest Standards

Presenting Ti & Enersys – the new, design-verified power distribution solution from L&T Electrical & Automation (E&A)

The Ti & Enersys range of distribution boards are backed by many years of knowledge and experience in systems and switchgear, as well as feedback from consulting engineers, electrical contractors and end-users. With Ti & Enersys, you are assured of cutting-edge performance, superior safety, higher reliability, effective use of your capital and space, and high-class protection for your power distribution systems.

Ti & Enersys are design verified solution complying with latest IEC-61439 standard and available up to 5000A & 4000A rating respectively. It offers unique blend of quality, safety and standardization.

Ti & Enersys offering through E&As authorized franchisee network further gives edge as cost competitiveness and localized support for all future needs. Moreover, these systems feature a fully-compartmentalized design, with an option of aluminum or copper busbars – ensuring quicker delivery and easier installation.

Clarity/PRD/122014

Customer Interaction Center (CIC)
BSNL / MTNL (toll free): 1800 233 5858 Reliance (toll free): 1800 200 5858
Tel: 022 6774 5858 Email: cic@Lntebg.com Web: www.Lntebg.com

Indersons, ND 27, PH: 0114724 3000, sales@indersonsindia.com

Smart is in Connected Products

SmartComm Power Management Solutions | Integration | Monitoring | Protection | Control | Reporting

SmartComm PMS is an unified software platform for device communication, integration, data acquisition, data management, monitoring & control.

SmartComm PMS has built-in features of Energy Monitoring, Controlling and Monitoring Switchgears and Management functionality.

This single platform integrates E&A's complete communicable product offerings ranging from Digital Panel Meters, Circuit Breakers, Protection Relays, AC Drives, Soft Starters to Final Distribution Products.

Key Features:

- Dashboards
- SLDs
- Reports
- Trends
- Alerts
- Web Clients
- OPC Driver
- Redundancy

Customer Interaction Center (CIC)
BSNL / MTNL (toll free): 1800 233 5858 Reliance (toll free): 1800 200 5858
Tel: 022 6774 5858 Email: cic@Lntebg.com Web: www.Lntebg.com

SmartComm
Power Management Solutions

U-POWER OMEGA Range of Air Circuit Breakers

- Complete range conforms to IS/IEC 60947-2 & IEC 60947-2
- Current Rating from **400A to 6300A in 3 Frame sizes** for application voltages **upto 690V AC**
- Special ACB range available for Voltage Applications **upto 800V AC and 1000V AC#**
- Available in 3 Pole/4 Pole, Manually & Electrically operated, Fixed/Draw-out version
- Common Height & Depth across the range
- High short time fault withstand capacity, Icu = Ics = Icw for 1 sec for total selectivity
- High mechanical and electrical operating life
- Neutral pole is 100% rated, option of 50% & 200% rated neutral also available
- Available in standard NRYB & RYBN/NBYR/BYRN configurations in 4 Pole ACBs **with on-site change facility**
- In-built Electrical & Mechanical Anti-Pumping
- Modular & snap-fit accessories
- Ease of on-site conversion from Fixed to Draw-out version
- Pollution Degree 4 suitability
- Best in Class Overlap with Bus bars
- Break Time of 25msec
- RoHS Compliant

Matrix Protection & Control Units:

- Available in versions - MTX1.0/1G/1Gi/1.5G/1.5Gi, MTX3.5/3.5EC/3.5H & MTX4.5
- Unique O-LED display for metering
- Touch screen technology in UW-MTX4.5
- Unique withdrawable Communication & Power metering modules
- Dual protection curve settings & Password protection
- Soft-rating plug for precise protection at lower load currents
- Provision for on-load self-diagnosis of Releases & modules
- Data communication on Modbus, Profibus & wireless Zigbee protocols
- Power & Harmonics measurement
- Temperature rise monitoring & protection
- Easy to integrate with HMI & PLC
- Add-on modules for advance protections
- Protection Releases conform to EMI/EMC standard

UW-MTX1.0 UW-MTX1G UW-MTX1Gi UW-MTX1.5G UW-MTX1.5Gi

UW-MTX3.5/3.5EC/3.5H UW-MTX4.5

Breaking Capacities Offered:

at 415V/440V AC (Please refer Catalogue for Breaking Capacities above 440V AC)

Icu = Ics = Icw for 1 sec

Rated current	800A	1000A	1250A	1600A	2000A	2500A	3200A	4000A	5000A	6300A
Frame-1 N : 50kA										
Frame-1 S : 65kA										
Frame-1 H : 80kA										
	UW1-08	UW1-10	UW1-12	UW1-16	UW1-20	UW1-25				
Frame-2 N : 50kA										
Frame-2 S : 65kA										
Frame-2 H : 80kA										
	UW2-08	UW2-10	UW2-12	UW2-16	UW2-20	UW2-25	UW2-32	UW2-40		
Frame-3 H : 80kA										
Frame-3 V : 100kA										
	UW3-08	UW3-10	UW3-12	UW3-16	UW3-20	UW3-25	UW3-32	UW3-40	UW3-50	UW3-63

Note: 400A & 630A ACBs are also available on request. **#** Please contact the nearest branch office for more details of 1000V AC ACBs

Indersons, ND 27, PH: 0114724 3000, sales@indersonsindia.com

U-POWER OMEGA Air Circuit Breakers ACB ordering information:

UW	1	08	N	X	D	1	2	9	0	0#	UW1 800N 3P ED 1.5G BotV

Selection for Termination **(For Drawout ACBs Only)**	
Standard Termination	0
For Top Horizontal (Long), Bottom Vertical for Fr2 & Fr3	X
For Top & Bottom Horizontal (Long) for Fr3	Y

Note: X is applicable for 4000A (Fr2 & Fr3) and 5000A (Fr3).
Y is applicable for 4000A (Fr3) & 5000A (Fr3).
X & Y recommended for Buscoupler only.

Frame Size	
Frame - I	***1***
Frame - II	2
Frame - III	3

Temperature Rise Monitoring[3]	
Not Required	***0***
Required	1

Selection for P&C Units	
B/C (w/o protection)	0
UW - MTX1.0	7
UW - MTX1G	8
UW - MTX1Gi	B
UW - MTX1.5G	***9***
UW - MTX1.5Gi	C
UW-MTX3.5	3
UW-MTX3.5EC[5]	4
UW-MTX4.5	5
UW-MTX3.5H	6

Current Ratings	
400A	04
630A	06
800A	***08***
1000A	10
1250A	12
1600A	16
2000A	20
2500A[4]	25
3200A	32
4000A	40
5000A	50
6300A	63

Type	
Manually Operated	1
Electrically Operated	***2***

Selection for control voltage[2]	
For Manually Operated	0
240V AC/DC ECD & CR + 240V AC/DC SR	***1***
240V AC/DC ECD & CR + 24V DC SR	2
110V AC/DC ECD & CR + 110V AC/DC SR	3
240V AC/DC ECD & CR + 110V AC/DC SR	4

Selection for Breaking Capacity (Icu=Ics)[1]	
50kA (Fr-I upto 2000A & Fr-II upto 3200A)	***N***
65kA (Fr-I & Fr-II)	S
80kA (Fr-I, Fr-II & Fr-III)	H
100kA (Fr-III)	V

Version	
Draw-out	***D***
Fixed	F

Selection for No. of Poles	
3 Pole	***X***
4 Pole 100% N	F
4 Pole 50% N (in Fr-III only)	H
4 Pole 200% N (upto 2500A)	D

Please Note :
[1] For Icw values please refer product catalogue
[2] Other options of control voltage are available as accessory
[3] Temperature protection is available in UW-MTX3.5/3.5EC/3.5H/4.5
[4] For Fr-1, 2500A selection, please contact the nearest branch office
[5] For system requiring 690V metering, kindly order separate Power Metering module with MTX 3.5 (refer page 58)

U-POWER OMEGA Air Circuit Breakers ACBs are offered with following standard features:

Draw-out Version : Omega ACBs with UW-MTX release will have inbuilt-
Current Metering (MTX 1.5G/1.5Gi/3.5/3.5EC/3.5H/4.5), Common Fault Indication microswitch, 4NO+4NC Aux. contacts, Smart-racking shutter, Safety shutter assembly, Racking Handle, Door sealing frame, Pad-locking arrangement for ON/OFF button, Rating Error Preventer, Arc shield.
A) For ratings upto 1600A, one side vertical terminal adaptors (Bottom) for Frame 1, 2 & 3.
B) For ratings 2000A & above, both side vertical terminal adaptors (Top & Bottom) for Frames 1, 2 & 3.
C) For rating 4000A and above operation counter inbuilt for Frames 2 & 3 both.

Fixed Version : Omega ACBs with UW-MTX release will have inbuilt-
Current Metering (1.5G/1.5Gi/3.5/3.5EC/3.5H/4.5), Common Fault Indication microswitch, 4NO+4NC Aux. contacts, Door sealing frame & Pad-locking arrangement for ON/OFF push button.
A) For ratings upto 1600A, one side vertical terminal adaptors (Bottom) for Frames 1, 2 & 3.
B) For ratings 2000A & above, both side vertical terminal adaptors (Top & Bottom) for Frames 1, 2 & 3.
C) For ratings 4000A & above, operation counter inbuilt for Frames 2 & 3 both.
Electrically operated ACB includes ECD, CR & SR as per selection of above mentioned control voltage options.

Please contact the nearest branch office for more details of 1000V AC ACBs

Indersons, ND 27, PH: 0114724 3000, sales@indersonsindia.com

3 Pole ACBs upto 690V AC with UW-MTX1G (LSING - BCD Switches) [8536]

Current Rating	Version	3 Pole Manual Draw-out ACB with UW-MTX1G							
		N (50kA @ 415 AC)		S (65kA @ 415 AC)		H (80kA @ 415 AC)		V (100kA @ 415 AC)	
		Cat. No.	M.R.P. (₹) Per Unit	Cat. No.	M.R.P. (₹) Per Unit	Cat. No.	M.R.P. (₹) Per Unit	Cat. No.	M.R.P. (₹) Per Unit
800A	MDO	**UW108NXD01800**	*	**UW108SXD01800**	*	**UW108HXD01800**	*	**UW308VXD01800**	*
1000A		**UW110NXD01800**		**UW110SXD01800**		**UW110HXD01800**		**UW310VXD01800**	
1250A		**UW112NXD01800**		**UW112SXD01800**		**UW112HXD01800**		**UW312VXD01800**	
1600A		**UW116NXD01800**		**UW116SXD01800**		**UW116HXD01800**		**UW316VXD01800**	
2000A		**UW120NXD01800**		**UW120SXD01800**		**UW120HXD01800**		**UW320VXD01800**	
2500A		**UW225NXD01800**		**UW225SXD01800**		**UW225HXD01800**		**UW325VXD01800**	
3200A		**UW232NXD01800**		**UW232SXD01800**		**UW232HXD01800**		**UW332VXD01800**	
4000A		-	-	**UW240SXD01800**		**UW240HXD01800**		**UW340VXD01800**	
4000A		-	-	-	-	**UW340HXD01800**		**UW340VXD01800**	
5000A		-	-	-	-	**UW350HXD01800**		**UW350VXD01800**	
6300A		-	-	-	-	**UW363HXD01800**		**UW363VXD01800**	

3 Pole Manual Fixed ACB with UW-MTX1G									
800A	MF	**UW108NXF01800**	*	**UW108SXF01800**	*	**UW108HXF01800**	*	**UW308VXF01800**	*
1000A		**UW110NXF01800**		**UW110SXF01800**		**UW110HXF01800**		**UW310VXF01800**	
1250A		**UW112NXF01800**		**UW112SXF01800**		**UW112HXF01800**		**UW312VXF01800**	
1600A		**UW116NXF01800**		**UW116SXF01800**		**UW116HXF01800**		**UW316VXF01800**	
2000A		**UW120NXF01800**		**UW120SXF01800**		**UW120HXF01800**		**UW320VXF01800**	
2500A		**UW225NXF01800**		**UW225SXF01800**		**UW225HXF01800**		**UW325VXF01800**	
3200A		**UW232NXF01800**		**UW232SXF01800**		**UW232HXF01800**		**UW332VXF01800**	
4000A		-	-	**UW240SXF01800**		**UW240HXF01800**		**UW340VXF01800**	
4000A		-	-	-	-	**UW340HXF01800**		**UW340VXF01800**	
5000A		-	-	-	-	**UW350HXF01800**		**UW350VXF01800**	
6300A		-	-	-	-	**UW363HXF01800**		**UW363VXF01800**	

M.R.P. changes for product customization	M.R.P. (₹) Per Unit
MDO to EDO or MF to EF Conversion kit (ECD + CR + SR)	*
Buscoupler (without protection release)	
UW-MTX1.0 (LSI - BCD Switches)	
UW-MTX1Gi (LSING + Inbuilt ZSI - BCD Switches)	
UW-MTX1.5G (LSING + Current Metering - BCD Switches)	
UW-MTX1.5Gi (LSING + Current Metering + Inbuilt ZSI - BCD Switches)	
UW-MTX3.5 (LSING + Current Metering) + can be upgraded for Power Metering & Communication	
UW-MTX3.5EC (LSING + Power Metering + Communication)	
UW-MTX3.5H (LSING + Power Metering + Harmonic Metering)	
UW-MTX4.5 (LSING + Power Metering + Harmonic Metering + Communication with Touch Screen navigation + UW-PS Module)	
UW-PS (Auxiliary power supply module for display in No-load or OFF condition)$	
COM Module (MODBUS) for communication$	
PM Module for power metering$	

*** Available on request**

$ Chapter ID [8538]

Indersons, ND 27, PH: 0114724 3000, sales@indersonsindia.com

4 Pole ACBs upto 690V with UW-MTX1G (LSING - BCD Switches) [8536]

Current Rating	Version	4 Pole Manual Draw-out ACB with UW-MTX1G							
		N (50kA @ 415 AC)		S (65kA @ 415 AC)		H (80kA @ 415 AC)		V (100kA @ 415 AC)	
		Cat. No.	M.R.P. (₹) Per Unit	Cat. No.	M.R.P. (₹) Per Unit	Cat. No.	M.R.P. (₹) Per Unit	Cat. No.	M.R.P. (₹) Per Unit
800A	MDO	UW108NFD01800	*	UW108SFD01800	*	UW108HFD01800	*	UW308VFD01800	*
1000A		UW110NFD01800		UW110SFD01800		UW110HFD01800		UW310VFD01800	
1250A		UW112NFD01800		UW112SFD01800		UW112HFD01800		UW312VFD01800	
1600A		UW116NFD01800		UW116SFD01800		UW116HFD01800		UW316VFD01800	
2000A		UW120NFD01800		UW120SFD01800		UW120HFD01800		UW320VFD01800	
2500A		UW225NFD01800		UW225SFD01800		UW225HFD01800		UW325VFD01800	
3200A		UW232NFD01800		UW232SFD01800		UW232HFD01800		UW332VFD01800	
4000A		-	-	UW240SFD01800		UW240HFD01800		UW340VFD01800	
4000A		-	-	-	-	UW340HFD01800		UW340VFD01800	
5000A		-	-	-	-	UW350HFD01800		UW350VFD01800	
6300A		-	-	-	-	UW363HFD01800		UW363VFD01800	

4 Pole Manual Fixed ACB with UW-MTX1G									
800A	MF	UW108NFF01800	*	UW108SFF01800	*	UW108HFF01800	*	UW308VFF01800	*
1000A		UW110NFF01800		UW110SFF01800		UW110HFF01800		UW310VFF01800	
1250A		UW112NFF01800		UW112SFF01800		UW112HFF01800		UW312VFF01800	
1600A		UW116NFF01800		UW116SFF01800		UW116HFF01800		UW316VFF01800	
2000A		UW120NFF01800		UW120SFF01800		UW120HFF01800		UW320VFF01800	
2500A		UW225NFF01800		UW225SFF01800		UW225HFF01800		UW325VFF01800	
3200A		UW232NFF01800		UW232SFF01800		UW232HFF01800		UW332VFF01800	
4000A		-	-	UW240SFF01800		UW240HFF01800		UW340VFF01800	
4000A		-	-	-	-	UW340HFF01800		UW340VFF01800	
5000A		-	-	-	-	UW350HFF01800		UW350VFF01800	
6300A		-	-	-	-	UW363HFF01800		UW363VFF01800	

*** Available on request**

Accessories of U-POWER OMEGA Air Circuit Breakers [8538]

Terminal Adaptor configuration upto 690V AC

Draw-out ACBs Terminal Adaptors

Fix ACBs Terminal Adaptors

Description	Cat. No.	M.R.P. (₹) Per Unit
Terminal Adaptor for Draw-out Omega ACBs		
Frame-1 400-2000A N/S/H (Vertical / Horizontal)	CL60963OOOO	*
Frame-1 2500A S/H (Vertical)	CL60964OOOO	
Frame-2 400-3200A N/S/H (Vertical / Horizontal)		
Frame-2 4000A S/H (Vertical)	CL60420OOOO	
Frame-2 4000A S/H (Horizontal)	CL60316OOOO	
Frame-3 400-4000A H/V (Vertical) #	CL60128OOOO	
Frame-3 400-4000A H/V (Horizontal-Long)	CL60073OOOO	
Frame-3 5000A H/V (Horizontal-Long)	CL60966OOOO	
Frame-3 5000A H/V (Vertical)#	CL60067OOOO	
Frame-3 6300A H/V (Vertical) #	CL60965OOOO	

: Please consider 4 terminal adaptors per phase.

Description	Cat. No.	M.R.P. (₹) Per Unit
Terminal Adaptor for Fixed Omega ACBs		
Frame-1 400-2000A N/S (Vertical / Horizontal)	CL60967OOOO	*
Frame-1 400-2000A H (Vertical / Horizontal)	CL60968OOOO	
Frame-1 2500A S/H (Vertical)	CL60976OOOO	
Frame-2 400-2500A N/S (Vertical / Horizontal)	CL60122OOOO	
Frame-2 400-3200A H, 3200A N/S (Vertical / Horizontal)	CL60977OOOO	
Frame-2 4000A S/H (Vertical)	CL60417OOOO	
Frame-3 400-4000A H/V (Vertical)#	CL60418OOOO	
Frame-3 5000A H/V (Vertical)#	CL60347OOOO	
Frame-3 400-5000A H/V (Horizontal-Long)	CL60373OOOO	

: Please consider 4 terminal adaptors per phase.

Indersons, ND 27, PH: 0114724 3000, sales@indersonsindia.com

New

800V AC ACBs with UW-MTX1G (LSING - BCD Switches) [8536]

Breaking Capacity @ 800V AC (Icu=Ics=Icw for 1s)

800V AC Manual Fix/Draw-out ACB with UW-MTX1G									
Current Rating	Frame	Breaking Capacity @ 800V AC	3P				4P			
			Fix		Draw-out		Fix		Draw-out	
			Cat. No.	M.R.P. (₹) Per Unit	Cat. No.	M.R.P. (₹) Per Unit	Cat. No.	M.R.P. (₹) Per Unit	Cat. No.	M.R.P. (₹) Per Unit
800A	1	50kA	UW108NXF0180ZM	*	UW108NXD0180ZM	*	UW108NFF0180ZM	*	UW108NFD0180ZM	*
1000A			UW110NXF0180ZM		UW110NXD0180ZM		UW110NFF0180ZM		UW110NFD0180ZM	
1250A			UW112NXF0180ZM		UW112NXD0180ZM		UW112NFF0180ZM		UW112NFD0180ZM	
1600A			UW116NXF0180ZM		UW116NXD0180ZM		UW116NFF0180ZM		UW116NFD0180ZM	
2000A			UW120NXF0180ZM		UW120NXD0180ZM		UW120NFF0180ZM		UW120NFD0180ZM	
2000A	2	50kA	UW220NXF0180ZM	*	UW220NXD0180ZM	*	UW220NFF0180ZM	*	UW220NFD0180ZM	*
2500A			UW225NXF0180ZM		UW225NXD0180ZM		UW225NFF0180ZM		UW225NFD0180ZM	
3200A			UW232NXF0180ZM		UW232NXD0180ZM		UW232NFF0180ZM		UW232NFD0180ZM	
4000A			-		UW240NXD0180ZM		-		UW240NFD0180ZM	
3200A	3	50kA	UW332NXF0180ZM	*	UW332NXD0180ZM	*	UW332NFF0180ZM	*	UW332NFD0180ZM	*
4000A			UW340NXF0180ZM		UW340NXD0180ZM		UW340NFF0180ZM		UW340NFD0180ZM	
5000A			UW350NXF0180ZM		UW350NXD0180ZM		UW350NFF0180ZM		UW350NFD0180ZM	
3200A	3	65kA	UW332SXF0180ZM	*	UW332SXD0180ZM	*	UW332SFF0180ZM	*	UW332SFD0180ZM	*
4000A			UW340SXF0180ZM		UW340SXD0180ZM		UW340SFF0180ZM		UW340SFD0180ZM	
5000A			UW350SXF0180ZM		UW350SXD0180ZM		UW350SFF0180ZM		UW350SFD0180ZM	

Note: 1. Above mentioned Cat. No. of ACBs are without Terminal Adaptors. Please consider Terminal Adaptors from below table.
2. Phase-Barriers are mandatory to be used with 800V AC ACBs:
(a) For Draw-out ACBs, Phase-Barriers are provided as standard supply along with ACBs
(b) For Fix ACBs, kindly consider Phase-Barriers from below table

M.R.P. changes for product customization	M.R.P. (₹) Per Unit
Buscoupler (without protection release)	*
UW-MTX1.0 (LSI - BCD switch for selection)	
UW-MTX1G (LSING - BCD switch for selection)	
UW-MTX1.5G (LSING + display - BCD switch for selection)	
UW-MTX3.5 (LSING + Display + Option for other features)	
UW-TM - Temperature Rise Module (for MTX3.5)	
MDO to EDO or MF to EF Conversion kit (ECD + CR + SR)	
COM Module (MODBUS) for communication	
UW-PS (Auxiliary power supply module for display in No-load or OFF condition)	

Terminal Adaptors for 800V ACBs [8538]

Current Rating	Frame	Fix			Draw-out		
		Cat. No.	M.R.P. (₹) Per Unit	Qty (3P/4P)	Cat. No.	M.R.P. (₹) Per Unit	Qty (3P/4P)
630A	1	CL60967OOOO	*	(6/8)	CL60963OOOO	*	(6/8)
800A		CL60967OOOO		(6/8)	CL60963OOOO		(6/8)
1000A		CL60967OOOO		(6/8)	CL60963OOOO		(6/8)
1250A		CL60967OOOO		(6/8)	CL60963OOOO		(6/8)
1600A		CL60967OOOO		(6/8)	CL60963OOOO		(6/8)
2000A		CL60122OOOO		(6/8)	CL60964OOOO		(6/8)
2000A	2	CL60977OOOO		(6/8)	CL60964OOOO		(6/8)
2500A		CL60318OOOO		(6/8)	CL60964OOOO		(6/8)
3200A		CL60417OOOO		(6/8)	CL60419OOOO		(6/8)
4000A		-		-	CL60420OOOO		(6/8)
3200A	3	CL60418OOOO		(12/16)	CL60128OOOO		(12/16)
4000A		CL60418OOOO		(12/16)	CL60067OOOO		(12/16)
5000A		CL60347OOOO		(12/16)	CL60965OOOO		(12/16)

Draw-out ACBs Terminal Adaptors

Fix ACBs Terminal Adaptors

Phase-Barriers for 800V AC Fix ACBs [8538]

Cat. No.	Type	Pole	M.R.P. (₹) Per Unit	Qty. per ACB
CL91258OOOO	Fix	3P	*	2
CL91259OOOO	Fix	4P		2

Note: Please contact the nearest branch office for more details of 1000V AC ACBs

*** Available on request**

Indersons, ND 27, PH: 0114724 3000, sales@indersonsindia.com

Operation Counter

Door Interlock

Description	Cat. No.	M.R.P. (₹) Per Unit
Other Accessories [8538]		
Operation Counter	CL90983OOOO#	*
Door Interlock	CL90978OOOO	
Electrical Position Indication (EPI)	CL95826OOOO	
Microswitches for Indication [8536]		
Microswitch for Common Fault Indication (CFI)	CL90949OOOO	*
Microswitch for Ready To Close Indication (RTC)	CL90953OOOO^	
Microswitch for Shunt Release	CL90951OOOO	
Microswitch for Undervoltage Release	CL90947OOOO	
Microswitch for Spring Charging Indication	ST42672OOOO	

^ Cradle SIC block CL95825OOOO needs to be ordered separately, If EPI not installed in same ACB

Operation Counter inbuilt for rating 4000A to 6300A

R-Lock

C-Lock

Description	Cat. No.	M.R.P. (₹) Per Unit
Mechanical Interlock using Key & Lock$		
R - Lock Type - 1	CL00659OOOO	*
R - Lock Type - 2	CL00660OOOO	
R - Lock Type - 3	CL00661OOOO	
R - Lock Type - 12	CL00662OOOO	
R - Lock Type - 23	CL00663OOOO	
Locking arrangement for OFF button with R - Lock (on breaker)	CL90815OOOO	
Locking arrangement for ISO position with R - Lock (on Cradle)	CL90865OOOO	
Locking arrangement for ANY position with R - Lock (on Cradle)	CL90927OOOO	
C - Lock Type - S	CL00664OOOO	
C - Lock Type - T	CL00665OOOO	
C - Lock Type - ST	CL00666OOOO	
C - Lock Type - SS	CL00667OOOO	
C - Lock Type - TT	CL00668OOOO	
Locking arrangement for OFF button with C - Lock (on breaker)	CL90814OOOO	
Locking arrangement for ISO position for C - Lock (on Cradle)	CL90982OOOO	
Locking arrangement for ANY position with C - Lock (on Cradle)	CL90981OOOO	

Note: For Mechanical Interlock using Key & Lock please order combination of Lock and Locking arrangement.

* Available on request $ Only locks [8301] Locking arrangement [8538]

Closing Release

Shunt Release

UV Release

Description	Cat. No.	M.R.P. (₹) Per Unit
Electrical Charging Device (ECD) [8501]		
24-30V DC	CL90362OOOO	*
48/60V DC	CL90363OOOO	
110V AC / 110-125V DC	CL90360OOOO	
220V AC / 200V DC	CL90364OOOO	
240V AC / 250V DC	CL90359OOOO	
415V AC / 400V DC	CL90361OOOO	
Closing Release (CR) [8538]		
24-30V DC	CL908174OOO	*
48/60V DC	CL908175OOO	
110V AC / 110V DC	CL90817AOOO	
125/127V DC	CL908171OOO	
220 - 240V AC / 220 - 250V DC	CL90817BOOO	
415V AC	CL90817DOOO	
Shunt Release (SR) [8538]		
24-30V DC	CL90816O4OO	*
48/60V DC	CL90816O5OO	
110V AC / 110V DC	CL90816OAOO	
125/127V DC	CL90816O1OO	
220 - 240V AC / 220 - 250V DC	CL90816OBOO	
415V AC	CL90816ODOO	
Under Voltage Release (UVR) with time delay (0-1-3-5 sec) [8538]		
24-30V DC	CL908184OOO	*
48V DC	CL908185OOO	
110V AC / 110V DC	CL90818AOOO	
240V AC / 220V DC	CL90818BOOO	
415V AC	CL90818DOOO	

NCT

Description	Cat. No.	M.R.P. (₹) Per Unit
External Neutral CT for UW-MTX Releases [8504]		
Frame-1, 2 & 3 400-800A	CL00717OOOO	*
Frame-1, 2 & 3 1000-1600A	CL00718OOOO	
Frame-1 2000-2500A	CL00719OOOO	
Frame-2 & 3 2000-4000A	CL00720OOOO	
Frame-3 5000-6300A	CL00721OOOO	

Automatic Transfer Controllers (ATC) [9032]

AuXC-2000 Controller

Type	Cat. No.	M.R.P. (₹) Per Unit	Std. Pkg. (Nos.)
AuXC-2000 controller	ATC2000OOOO	30100	1

Can be used along with ACB, Motorised MCCBs, MCX contactors & Motorised Changeover switches

For AuXC 2000 programming videos and more details please scan the QR code or click here

Indersons, ND 27, PH: 0114724 3000, sales@indersonsindia.com

Mechanical Interlock using Bowden Cable [8538]

Description	Cat. No.	M.R.P. (₹) Per Unit
Mechanical Interlock using Bowden Cable (5 meters length)		
Between 2 Incomers	**CL90663OOOO**	*
Between 3 Incomers	**CL90664OOOO**	
Between 2 Incomers & 1 Standby	**CL90665OOOO**	
Between 2 Incomers & 1 Buscoupler	**CL90666OOOO**	
Mechanical Interlock using Bowden Cable (3 meters length)		
Between 2 Incomers	**CL90659OOOO**	*
Between 3 Incomers	**CL90660OOOO**	
Between 2 Incomers & 1 Standby	**CL90661OOOO**	
Between 2 Incomers & 1 Buscoupler	**CL90662OOOO**	
Mechanical Interlock using Bowden Cable (2 meters length)		
Between 2 Incomers	**CL90810OOOO**	*
Between 3 Incomers	**CL90811OOOO**	
Between 2 Incomers & 1 Standby	**CL90812OOOO**	
Between 2 Incomers & 1 Buscoupler	**CL90813OOOO**	

Note: Common from 400A to 6300A and can be interlocked between Fixed / Draw-out / Mixed version

*** Available on request**

MODBUS Module

Power Metering Module

Description	Cat. No.	M.R.P. (₹) Per Unit
MATRIX Releases & Modules [8538]		
UW-MTX1.0	**CL91966OOOO**	*
UW-MTX1G	**CL91971OOOO**	
UW-MTX1Gi	**CL90562OOOO**	
UW-MTX1.5G	**CL91965OOOO**	
UW-MTX1.5Gi	**CL90552OOOO**	
UW-MTX3.5	**CL90645OOOO**	
UW-MTX3.5EC	**CL90644OOOO**	
UW-MTX3.5H	**CL90646OOOO**	
UW-MTX4.5	**CL90647OOOO**	
Power supply module	**CL90722OOOO**	
Relay Module	**CL90716OOOO**	
MODBUS Module	**CL90709OOOO**	
Profibus Module	**CL90295OOOO**	
Matrix Smart Card Module	**CL90705OOOO**	
Power Metering Module (415V)	**CL90649OOOO**	
Power Metering Module (690V)	**CL90685OOOO**	
ZSI Module	**CL90718OOOO**	
TCS Module	**CL90719OOOO**	
EL Module	**CL90720OOOO**	
REF Module	**CL90721OOOO**	
Simulation Kit	**CL90724OOOO**	

For Energy Management Communication Software Please contact the nearest branch office

Pre-Engineered Retrofit Solution
Upgrade E&A CNCS ACB to OMEGA ACB

Presenting the pre-engineered L&T Electrical & Automation (E&A) CNCS to OMEGA Retrofit kit

The E&A CNCS to OMEGA Retrofit kit is a pre-engineered solution which allows you to upgrade from the old CNCS ACB to the advanced E&A OMEGA ACB - with minimal modification. All installations are done by trained Engineers from the nearest E&A Authorised Service Centre to ensure total reliability and minimum shut-down time.

Specifications

- ETP grade Copper links with Silver Plating
- CNCS to OMEGA Retrofit solution is available from 800A to 3200A

For more details please scan the QR code or click here

For retrofitting of any ACB to Omega ACB please contact the nearest branch office

Customer Interaction Center (CIC)
BSNL / MTNL (toll free): 1800 233 5858 Reliance (toll free): 1800 200 5858
Tel: 022 6774 5858 Email: cic@Lntebg.com Web: www.Lntebg.com

Indersons, ND 27, PH: 0114724 3000, sales@indersonsindia.com

C-POWER S1 Range of Air Circuit Breakers

- Conforms to IS/IEC 60947-2 & IEC 60947-2
- Current rating from 400A to 3200A
- Available in 3 Pole/4 Pole, Manually & Electrically operated, Fixed & Draw-out versions
- High short time withstand capacity, Icu = Ics = Icw for 1 sec for total selectivity
- High mechanical and electrical operating life
- 100% rated neutral pole
- Common height and depth across the range
- Protection through Thermal - Magnetic (DN1) & Microprocessor releases (SR18G, SR18G+D & SR18Gi+D)
- Self diagnostic Microprocessor based Releases with on-load testing through TEST button
- Inbuilt thermal memory
- Protection Releases conform to EMI/EMC standards
- Breaker Status and Control through MODBUS protocol (UN-CO module)

C-POWER S1 ACB

C-POWER ACB

C-POWER Range of Air Circuit Breakers

- Conforms to IS/IEC 60947-2 & IEC 60947-2
- Current rating from 800A to 6300A
- Available in 3 Pole/4 Pole, Manually & Electrically operated, Fixed & Draw-out versions
- High short time fault withstanding capacity, Icu = Ics = Icw for 1 sec for total selectivity
- High mechanical and electrical operating life
- 100% rated neutral pole
- Protection through Thermal - Magnetic (DN1) & Microprocessor releases (SR18G, SR18G+D, SR18Gi+D & SR71)
- Self diagnostic Microprocessor based Releases with on-load testing through TEST button
- Inbuilt thermal memory
- Protection Releases conform to EMI/EMC standards
- Data communication & Power Management
- Breaker Status and Control through MODBUS protocol (UN-CO module)

C-POWER HE ACBs for Harsh Environment

- Designed to operate at peak efficiency in Sulphur-rich environments
- Range 1250A to 5000A, 415/690V ac
- Available in 3 Pole/4 Pole, Manually & Electrically operated, Fixed and Draw-out versions
- Protection through Microprocessor release
- Operates reliably in 3C4 environmental conditions of SO_2 and H_2S

Please contact the nearest branch office for Details & product Selection

C-POWER HE Range

Breaking Capacities Offered:

Icu = Ics = Icw for 1 sec

	630A	800A	1000A	1250A	1600A	2000A	2500A	3200A	4000A	5000A	6300A
CN-CS : E / G	50kA	50kA	50kA	50kA	50kA	50kA					
	Frame-1										
CN-CS : S1	50kA	50kA	50kA	50kA	50kA	50kA	60kA	60kA			
	Frame-1						Frame-2				
CN-CS : C		50kA	50kA	50kA	50kA	55kA	60kA			95kA	95kA
CN-CS : H		65kA	65kA	65kA	65kA	75kA	75kA				
CN-CS : H2								75kA	75kA		
CN-CS : H / H1								100kA	100kA		
CN-CS : HE				50kA		60kA		75kA		95kA	
		Frame-1				Frame-2		Frame-3		Frame-4	

For technical & dimension details please refer product catalogue. 400A ACB also available on request.

Indersons, ND 27, PH: 0114724 3000, sales@indersonsindia.com

C-POWER S1 3 & 4 Pole Draw-out ACBs

Rating	Breaking Capacity Icu=Ics=Icw (1 sec)	Version	Microprocessor Based SR18G				Thermal-Magnetic DN1			
			3 Pole		4 Pole		3 Pole		4 Pole	
			Cat. No.	M.R.P. (₹) Per Unit	Cat. No.	M.R.P. (₹) Per Unit	Cat. No.	M.R.P. (₹) Per Unit	Cat. No.	M.R.P. (₹) Per Unit
630A	50kA	MDO	SL96041	186980	SL96061	234640	SL95331	181480	SL95351	229140
		EDO	SL96051	233480	SL96071	281140	SL95341	227980	SL95361	275640
800A	50kA	MDO	SL96042	186980	SL96062	234640	SL95332	181480	SL95352	229140
		EDO	SL96052	233480	SL96072	281140	SL95342	227980	SL95362	275640
1000A	50kA	MDO	SL96043	194470	SL96063	245750	SL95333	188970	SL95353	240250
		EDO	SL96053	240970	SL96073	292250	SL95343	235470	SL95363	286750
1250A	50kA	MDO	SL96044	214530	SL96064	270720	SL95334	209030	SL95354	265220
		EDO	SL96054	261030	SL96074	317220	SL95344	255530	SL95364	311720
1600A	50kA	MDO	SL96045	243990	SL96065	300070	SL95335	238490	SL95355	294570
		EDO	SL96055	290490	SL96075	346570	SL95345	284990	SL95365	341070
2000A	50kA	MDO	SL96046	286590	SL96066	352020	SL95336	281090	SL95356	346520
		EDO	SL96056	333090	SL96076	398520	SL95346	327590	SL95366	393020
2500A	60kA	MDO	SL96047	354290	SL96067	426940	SL95337	348790	SL95357	421440
		EDO	SL96057	400790	SL96077	473440	SL95347	395290	SL95367	467940

Note : Add a Suffix "OOOO" for all the above mentioned cat. nos.

C-POWER S1 3 & 4 Pole Fixed ACBs

Rating	Breaking Capacity Icu=Ics=Icw (1 sec)	Version	Microprocessor Based SR18G				Thermal-Magnetic DN1			
			3 Pole		4 Pole		3 Pole		4 Pole	
			Cat. No.	M.R.P. (₹) Per Unit	Cat. No.	M.R.P. (₹) Per Unit	Cat. No.	M.R.P. (₹) Per Unit	Cat. No.	M.R.P. (₹) Per Unit
630A	50kA	MF	SL95561	116600	SL95581	148550	SL95481	111100	SL95501	143050
		EF	SL95571	163100	SL95591	195050	SL95491	157600	SL95511	189550
800A	50kA	MF	SL95562	116600	SL95582	148550	SL95482	111100	SL95502	143050
		EF	SL95572	163100	SL95592	195050	SL95492	157600	SL95512	189550
1000A	50kA	MF	SL95563	127340	SL95583	160610	SL95483	121840	SL95503	155110
		EF	SL95573	173840	SL95593	207110	SL95493	168340	SL95513	201610
1250A	50kA	MF	SL95564	146620	SL95584	183290	SL95484	141120	SL95504	177790
		EF	SL95574	193120	SL95594	229790	SL95494	187620	SL95514	224290
1600A	50kA	MF	SL95565	162650	SL95585	209080	SL95485	157150	SL95505	203580
		EF	SL95575	209150	SL95595	255580	SL95495	203650	SL95515	250080

Note : Add a Suffix "OOOO" for all the above mentioned cat. nos.

M.R.P. changes for product customization w.r.t. SR18G ACB M.R.P.		M.R.P. (₹) Per Unit
Bus - Coupler (w/o protection)	Reduce	**14200**
Microprocessor based SR18G+D (LSING + Current Metering)	Add	**13000**
Microprocessor based SR18Gi+D (LSING + Current metering + ZSI)	Add	**14500**

C-POWER S1 Draw-Out ACBs will have inbuilt - 2NO+2NC Aux contact for MDO & 6NO+6NC Aux contact for EDO breakers, Safety shutter assembly, Racking handle, Door sealing frame, Push-button cover & Rating error preventor.
C-POWER S1 Fixed ACBs will have inbuilt - 2NO+2NC Aux contact for MF & 6NO+6NC Aux contact for EF breakers, Door sealing frame & Push-button cover.
Electrical version includes 240V AC Shunt trip coil, Closing coil and Motor for electrical charging.
Note: 1 NO Aux contact in manual version & 2NO+2NC in electrical version breakers will be pre-wired with accessories mounted in breaker.
In electrically operated breaker with DN1 release, either earth fault or undervoltage protection can be used.

CN-CS…E Range 3 Pole Manual Fixed

Rating	Breaking Capacity Icu=Ics=Icw (1 sec)	Version	Thermal-Magnetic Release Type DN1	
			Cat. No.	M.R.P. (₹) Per Unit
400A	50kA	3P MF	SL95721OOOO	76570
630A	50kA	3P MF	SL95722OOOO	77250
800A	50kA	3P MF	SL95723OOOO	81750
1000A	50kA	3P MF	SL95724OOOO	83850
1250A	50kA	3P MF	SL95725OOOO	109840
1600A	50kA	3P MF	SL95726OOOO	115650
2000A	50kA	3P MF	SL93297OOOO	132710

Indersons, ND 27, PH: 0114724 3000, sales@indersonsindia.com



C-POWER 3 & 4 Pole Draw-out ACBs

Rating	Breaking Capacity Icu=Ics=Icw (1 sec)	Version	Type	Microprocessor Based SR18G				Thermal-Magnetic DN1			
				3 Pole		4 Pole		3 Pole		4 Pole	
				Cat. No.	M.R.P. (₹) Per Unit	Cat. No.	M.R.P. (₹) Per Unit	Cat. No.	M.R.P. (₹) Per Unit	Cat. No.	M.R.P. (₹) Per Unit
800A	65kA	MDO	H	SL95311	306020	#	396500	#	300520	#	391000
		EDO	H	SL95321	352520	#	443000	#	347020	#	437500
1000A	65kA	MDO	H	SL95312	311570	#	421400	#	306070	#	415900
		EDO	H	SL95322	358070	#	467900	#	352570	#	462400
1250A	65kA	MDO	H	SL95313	340700	#	451870	#	335200	#	446370
		EDO	H	SL95323	387200	#	498370	#	381700	#	492870
1600A	65kA	MDO	H	SL95314	383410	#	497480	#	377910	#	491980
		EDO	H	SL95324	429910	#	543980	#	424410	#	538480
2000A	75kA	MDO	H	SL95315	431890	#	527710	#	426390	#	522210
		EDO	H	SL95325	478390	#	574210	#	472890	#	568710
2500A	75kA	MDO	H	SL95316	440960	#	532030	#	435460	#	526530
		EDO	H	SL95326	487460	#	578530	#	481960	#	573030
3200A	75kA	MDO	H2	SL94822	447610	SL94826	549380	SL94814	442110	SL94818	543880
		EDO	H2	SL94824	494110	SL94828	595880	SL94816	488610	SL94820	590380
4000A	75kA	MDO	H2	SL94823	518210	SL94827	672170	SL94815	512710	SL94819	666670
		EDO	H2	SL94825	564710	SL94829	718670	SL94817	559210	SL94821	713170
5000A	95kA	MDO/EDO	C	#	*	#	*	#	*	#	*
6300A	95kA	MDO/EDO	C	#	*	#	*	#	*	#	*

Note: For higher breaking capacities & 690V AC application please contact the nearest branch office
Add a Suffix "OOOO" for all the above mentioned cat. nos.

C-POWER 3 & 4 Pole Manual Fixed ACBs

Rating	Breaking Capacity Icu=Ics=Icw (1 sec)	Version	Type	Microprocessor Based SR18G				Thermal-Magnetic DN1			
				3 Pole		4 Pole		3 Pole		4 Pole	
				Cat. No.	M.R.P. (₹) Per Unit	Cat. No.	M.R.P. (₹) Per Unit	Cat. No.	M.R.P. (₹) Per Unit	Cat. No.	M.R.P. (₹) Per Unit
800A	50kA	MF	C	*				*			
1000A	50kA										
1250A	50kA										
1600A	50kA										
2000A	55kA			SL97635	214450	#	278170	SL93005	208950	#	272670
2500A	60kA			SL97636	236300	#	318560	SL93006	230800	#	313060

Note: For higher breaking capacities & 690V AC application please contact the nearest branch office
Add a Suffix "OOOO" for all the above mentioned cat. nos.

M.R.P. changes for product customization w.r.t. SR18G M.R.P.		M.R.P. (₹) Per Unit
Bus-Coupler (w/o protection)	Reduce	14200
Microprocessor based SR18G+D (LSING + Current Metering)	Add	13000
Microprocessor based SR18Gi+D (LSING + Current metering + ZSI)	Add	14500
Microprocessor based SR71 (LSING + Current metering + Advance protection + PS Module)	Add	*
Communication Module (MODBUS) for SR71 release (SR71 - COM)$	SL94698OOOO	
Power Metering Module for SR71 release (SR71 - PM)$	SL94699OOOO	

$ Chapter ID [8538]

C-POWER Draw-Out ACBs will have inbuilt - 6NO+6NC Aux contact, Safety shutter assembly, Racking handle, Door sealing frame, Push-button cover & Rating Error preventor. Option of horizontal & vertical termination upto 4000A also available. Operation counter for 4000A & above.
EDO version includes 240V AC Shunt trip coil, Closing coil and Motor for electrical charging.

C-POWER Fixed ACBs will have inbuilt - 6NO+6NC Aux contact, Door sealing frame & Push-button cover. Operation counter for 4000A & above.

Note: 1 NO Aux contact in manual version & 2NO+2NC in electrical version breakers will be pre-wired with accessories mounted in breaker.
In electrically operated breaker with DN1 release, either earth fault or undervoltage protection can be used.
Note: Electrical Fixed type breakers are available on request.

 # Available on *"Made to order"* basis. *** Available on request**

Indersons, ND 27, PH: 0114724 3000, sales@indersonsindia.com

Accessories (Common for C-POWER Family)

AN1 Module

LTPB

LIP

Description	Cat. No.	M.R.P. (₹) Per Unit
Lockable Trip Push Button (LTPB) [8301]		
Type AA	**SL93148OOOA**	**4360**
Type BB	**SL93148OOOB**	**4360**
Type CC	**SL93148OOOC**	**4360**
Type DD	**SL93148OOOD**	**4360**
Lockable Trip Push Button kit (3 I/C & 2 B/C)	**SL91936OOOO**	**21780**
Locking of ACB in Isolated position (LIP) [8301]		
Type A	**SL93146OOOA**	**4360**
Type B	**SL93146OOOB**	**4360**
Type C	**SL93146OOOC**	**4360**
Type D	**SL93146OOOD**	**4360**
Locking of ACB in Any position (LAP) [8301]		
Type A	**SL93147OOOA**	**4660**
Type B	**SL93147OOOB**	**4660**
Type C	**SL93147OOOC**	**4660**
Type D	**SL93147OOOD**	**4660**
Racking Interlock [8301]		
Type AA	**SL93149OOOA**	**6010**
Type BB	**SL93149OOOB**	**6010**
Type CC	**SL93149OOOC**	**6010**
Type DD	**SL93149OOOD**	**6010**
Padlock [8301]		
Racking Padlock Assembly	**CL90025OOOO**	**2040**
Other Accessories [8538]		
Door Interlock	**SL93150OOOO**	**3200**
Mechanical Operation Counter*	**XM80837OOOO**	**3160**
Mounting Kit for Front Mounted Counter	**SL95882OOOO**	**1120**
Spring Charge Indication Microswitch	**SL96000OOOO**	**2540**

* For mounting the Operation counter, mounting kit "SL95882OOOO" needs to be ordered separately. Operation Counter inbuilt for rating 4000A to 6300A.

Vertical Terminal Adaptor

Description & Rating	Cat. No.	M.R.P. (₹) Per Unit	Std. Pkg. (Nos.)
Vertical Terminal Adaptors for Draw out C-POWER ACB [8538]			
400-1250 S1/800-1000 C	**SL93281OOOO**	**5440**	**1**
1600-2000 S1/1250-1600 C/800-1600 H	**SL93282OOOO**	**6600**	**1**
2000 C	**SL93284OOOO**	**9740**	**1**
2000 H/2500 C/H	**SL93285OOOO**	**10180**	**1**
2500 S1	**SL93289OOOO**	**10180**	**1**
3200 S1	**SL93286OOOO**	**12530**	**1**
3200H2/H1, 4000H2/H	**SL93288OOOO**	**30380**	**1**

Shunt Release

UV Release

Description	Cat. No.	M.R.P. (₹) Per Unit
Shunt Release (SR) [8538]		
Type EA : 24/48V DC	**SL92718O4OO**	**3410**
Type EA : 110V DC	**SL92718O1OO**	**3410**
Type EA : 220V DC	**SL92718O2OO**	**3410**
Type EA1 : 110V AC	**SL92718OAOO**	**3410**
Type EA1 : 240V AC	**SL92718OBOO**	**3410**
Type EA1 : 415V AC	**SL92718ODOO**	**3410**
Under Voltage Release (UVR) [8538]		
Type MV : 24V DC	**ST36877OOOO**	**4920**
Type MV : 240V AC	**SL92720BOOO**	**4920**
Type MV : 415V AC	**SL92720DOOO**	**4920**
Earth Fault Release (for DN1) [8538]		
Type EF1 (10%, 20% In)	**SL91340OOOO**	**4350**
Type EF2 (30%, 40%, 50% In)	**SL91341OOOO**	**4350**
Remote Fault Indication [8538]		
AN1 Remote Annunciation Module for SR18G/SR18G+D/SR18Gi+D : 240V AC	**SL94654OOOO**	**10560**
Microswitches for Indication [8536]		
Microswitch for Voltmetric Releases (2) each	**SL92703OOOO**	**2700**
Microswitch for Common Indication of O/L & S/C (3) each	**SL92704OOOO**	**2700**
Microswitch for Separate Indication of O/L & S/C (3) each (for DN1 release)	**SL92705OOOO**	**4510**
Service Position Microswitch - Right (2)	**SL93142OOOO**	**1830**
Service Position Microswitch - Left (2)	**SL93143OOOO**	**1830**
Test or Isolated Position Microswitch - Right (2)	**SL93144OOOO**	**1830**
Test or Isolated Position Microswitch - Left (2)	**SL93145OOOO**	**1830**

Note :
a. The Numerical in brackets, against various accessories indicate the SICs required for wiring purpose in Draw-Out breakers
b. Shunt release requires one set of auxiliary contacts
c. Maximum 24 SICs can be fitted on an ACB. In Electrical ACBs 5 SICs are prewired for control circuit purpose

UN-CO module [8538]

Features

- Remote Status & Control of ACB
- Communicates on MODBUS Protocol
- Inbuilt RS485 Port

Description	Cat. No.	M.R.P. (₹) Per Unit	Std. Pkg. (Nos.)
UN-CO module for Breaker control	**CL90852OOOO**	**12500**	1

Indersons, ND 27, PH: 0114724 3000, sales@indersonsindia.com

Protection Releases

SR71

SR18G+D/SR18Gi+D

SR18G

DN1

Universal Test Kit

Description	Cat. No.	M.R.P. (₹) Per Unit
Protection Releases [8538]		
Microprocessor based type SR71	**On Request**	
Microprocessor based type SR18Gi+D	**SL94813OOOO**	**55450**
Microprocessor based type SR18G+D	**SL94812OOOO**	**53950**
Microprocessor based type SR18G	**SL96030OOOO**	**40950**
Thermal-Magnetic Release type DN1	**SL93152OOOO**	**35450**
Universal Test Kit	**CL90462OOOO**	**100320**

Universal Test Kit
Compatible with following L&T Protection Releases:
- SR protection releases of C-Power ACB family
- UNRS protection releases of U-Power ACB family
- MTX and RC releases of D-Sine MCCB family

Upgrade to high end communicable Release SR71
Retrofit kit solutions are available
For further details please contact the nearest branch office

CT

Description	Cat. No.	M.R.P. (₹) Per Unit	Std. Pkg. (Nos.)
CTs for SR18G / SR18G+D / SR18Gi+D [8504]			
400 S1 Fix & Draw-out	**SL01523OOOO**	**6430**	1
630 S1 Fix & Draw-out	**ST37495OOOO**	**6430**	1
800 C/H/S1 Fix & Draw-out	**SL01857OOOO**	**6430**	1
1000 C/H/S1 Fix & Draw-out	**SL01858OOOO**	**6430**	1
1250 C/H/S1 Fix & Draw-out	**SL90571OOOO**	**7780**	1
1600 C/H/S1 Fix & Draw-out	**SL90572OOOO**	**7780**	1
2000 C/H Fix & Draw-out	**SL90565OOOO**	**8630**	1
2000 S1 Draw-out	**SL93210OOOO**	**8630**	1
2500 C/H Fix & Draw-out	**SL90566OOOO**	**8630**	1
2500 S1 Draw-out			
3200 H2/H1 Draw-out	**SL01740OOOO**	**9920**	1
4000 H2/H Draw-out	**SL01739OOOO**	**11900**	1

For External Neutral C.T.s please use the above Cat. No.

C-POWER HE Air Circuit Breaker
- Range 1250A to 5000A, 415/690V ac
- Available in 3 Pole/4 Pole, Manually & Electrically operated, Fixed & Draw-out versions
- Protection through Microprocessor release

FN BOLTED HE Switch-Disconnector-Fuse
- Range 32A to 630A, 415V ac, AC 23A
- TPN version suitable for Bolted Fuse Link
- Door Interlocking & Padlocking facility

L&T Electrical & Automations HE range of Air Circuit Breakers (ACBs) and Switch-Disconnector-Fuse (S-D-F) are designed to ensure that they operate at peak efficiency for their entire lifespan in harsh, Sulphur-rich environments.

For more details please scan the QR code or click here

Customer Interaction Center (CIC)
BSNL / MTNL (toll free): 1800 233 5858 Reliance (toll free): 1800 200 5858
Tel: 022 6774 5858 Email: cic@Lntebg.com Web: www.Lntebg.com

Clarity/PRD/122015

Indersons, ND 27, PH: 0114724 3000, sales@indersonsindia.com

Where continuity is crucial

The Henikwon S-Line Busbar Trunking System from L&T Electrical & Automation provides reliable, safe and economic distribution solutions for commercial spaces.



Clarity/12/2014/IP

Key Features:

- Minimum transmission loss when compared to cables
- Current Rating: 400A to 6300A
- Rated Insulation Voltage - 1100V
- Class-F Halogen free insulation with RoHS compliance
- Maintenance free block set joints
- Enclosure: G.I. or Aluminium
- Ingress protection: IP-54, IP-55, IP-65, IP-66
- Plug-in boxes with interlocking
- Excellent short circuit ratings up to 100kA

HENIKWON S-Line
Busbar Trunking System

Customer Interaction Center (CIC)
BSNL / MTNL (toll free): 1800 233 5858 Reliance (toll free): 1800 200 5858
Tel: 022 6774 5858 Email: cic@Lntebg.com Web: www.Lntebg.com

Toughest Construction, Highest Dependability

Best in class LTXL Capacitors.
Available in Cylindrical & Box Configurations

Salient features :

- Industry's only Ultra Heavy Duty Capacitors in Cylindrical Configuration
- Proven Performance even under harsh Power Quality Conditions
- Highest Inrush Current Withstand Ability
- Highest Life with Optimised Space
- Maximum Ambient Temperature upto 70 °C
- Space Economy in APFC panels with cylindrical design

Customer Interaction Center (CIC)
BSNL / MTNL (toll free): 1800 233 5858 Reliance (toll free): 1800 200 5858
Tel: 022 6774 5858 Email: cic@Lntebg.com Web: www.Lntebg.com

Indersons, ND 27, PH: 0114724 3000, sales@indersonsindia.com

Power Factor Correction Capacitors [8532]

Parameters	Standard Duty		Heavy Duty		Gas Filled	Super Heavy Duty	APP	LTXL Ultra Heavy Duty	
	Cylindrical	Box	Cylindrical	Box	Cylindrical	Cylindrical	Box	Cylindrical	Box
Over current withstand capability	1.5 x In	1.5 x In	1.8 x In	1.8 x In	1.8 x In	2.5 x In	2.5 x In	3 x In	3 x In
Operating losses	0.45 W/kVAr	0.45 W/kVAr	0.5 W/kVAr	0.35 W/kVAr	0.35 W/kVAr	0.45 W/kVAr	0.5 W/kVAr	0.45 W/kVAr	0.35 W/kVAr
Peak Inrush current withstand capability	200 x In	200 x In	250 x In	300 x In	250 x In	350 x In	300 x In	500 x In	500 x In
Number of switching operations per year	5000	5000	7500	8000	8000	15000	10000	18000	20000
Max. Temperature	55°C	55°C	55°C	55°C	55°C	65°C	55°C	65°C	70°C
Operating life	100000 hrs.	100000 hrs.	130000 hrs.	150000 hrs.	150000 hrs.	200000 hrs.	200000 hrs.	300000 hrs.	300000 hrs.

Standard Duty Capacitors

Type	kVAr Rating	Voltage (V)	M.R.P. (₹) per kVAr
Cylindrical 1 to 6 kVAr - Series : LTCCF 7.5 to 33.1 kVAr - Series : LTCCD	1 to 25	440	**266**
	1.2 to 27.7	480	**280**
	1.3 to 33.1	525	**286**
Box 1 to 6 kVAr - Series : LTBCF 7.5 to 33.1 kVAr - Series : LTBCD	1 to 30	440	**304**
	11.1 to 27.7	480	**318**
	13.2 to 33.1	525	**325**

Gas Filled Capacitors

Type	kVAr Rating	Voltage (V)	M.R.P. (₹) per kVAr
Cylindrical Series: LTCCN	3 to 5	440	**606**
	7.5 to 15		**495**
	20 & 25		**460**
	7.5 to 15	480	**542**
	20 to 30		**483**
	7.5 to 15	525	**552**
	20 to 33.1		**492**

Heavy Duty Capacitors

Type	kVAr Rating	Voltage (V)	M.R.P. (₹) per kVAr
Cylindrical Series: LTCCH	1 to 4	440 V	**508**
	5 to 15		**467**
	20 to 30		**455**
	5.5 to 16.6	480 V	**481**
	22.1 & 27.7		**468**
	6.6 to 16.6	525 V	**490**
	20 to 33.1		**478**
Box Series: LTBCH	1 to 4	440 V	**565**
	5 to 15		**479**
	20 to 50		**469**
	5.5 to 15	480 V	**503**
	20 to 27.7		**493**
	6.6 to 15	525 V	**513**
	20 to 33.1		**501**

Standard Duty Prime Capacitors

Type	kVAr Rating	Voltage (V)	M.R.P. (₹) per kVAr
Cylindrical Series: LTCCV	5 to 25	440 V	**300**

The brand new Standard duty Box capacitor with inbuilt MCB and LED indication

- **C**orrection of power factor by Standard duty capacitor
- **I**ndication of capacitor health status by LED
- **P**rotection and isolation by inbuilt MCB

Convenient & Suitable for

- Transformer compensation
- Direct motor compensation

kVAr Rating	Voltage	Cat. No.	M.R.P. (₹) Per Unit
5	440 V	**LTBCM305B2**	**3915**
7.5		**LTBCM307B2**	**4355**
8.33		**LTBCM308B2**	**4615**
10		**LTBCM310B2**	**5125**
12.5		**LTBCM312B2**	**5890**
15		**LTBCM315B2**	**6670**
20		**LTBCM320B2**	**8960**
25		**LTBCM325B2**	**10500**

Indersons, ND 27, PH: 0114724 3000, sales@indersonsindia.com

Super Heavy Duty Capacitors

Type	kVAr Rating	Voltage (V)	M.R.P. (₹) per kVAr
Cylindrical Series: LTCCR	3 to 5	440 V	**613**
	7.5 to 15		**501**
	20 & 25		**474**
	1.2 to 5.5	480 V	**644**
	11.1 & 15		**548**
	20 to 27.7		**497**
	1.3 to 5	525 V	**656**
	6.6 to 15		**558**
	20 to 33.3		**507**

APP Capacitors

Type	kVAr Rating	Voltage (V)	M.R.P. (₹) per kVAr
Box Series: LTBCP	5 to 15	440 V	**808**
	20 to 50		**782**
	5.5 to 13.8	480 V	**850**
	16.6 to 55.3		**821**
	6.6 & 13.2	525 V	**866**
	16.6 to 66.2		**837**

LTXL - Ultra Heavy Duty Capacitors

Type	kVAr Rating	Voltage (V)	M.R.P. (₹) per kVAr
Cylindrical Series : LTCCU	5 to 15	440V	**1004**
	20 & 25		**987**
	7.5 to 15	480V	**1056**
	20		**1039**
	7.5 to 15	525V	**1075**
	20		**1056**
Box Series: LTBCU	5 to 15	440V	**1113**
	20 to 50		**1091**
	7.5 to 15	480V	**1169**
	20 to 30		**1146**
	7.5 to 15	525V	**1191**
	20 to 33.1		**1168**

Ordering Information for Capacitors

	C - Cylindrical, B - Box
	Duty: D/F – Standard* M - Standard duty Box with MCB & LED Indication H - Heavy N - Gas Filled R - Super Heavy P - APP U - Ultra Heavy
kVAr Rating	**Sample ratings** 01 - 1 kVAr 07 - 7.5 kVAr 10 - 10 kVAr 12 - 12.5 kVAr
	Voltages: B - 440V, C - 480V, M - 525V

** F - 1 to 6 kVAr. D - 7.5 kVAr & above

L	T		C		3				2

Catalogue Number

Capacitor Series	kVAr ratings		
	440 V	**480 V**	**525 V**
LTCCF	1, 2, 3, 4, 5, 6	1.2, 2.2, 3.3, 4.4, 5.5	1.3, 2.6, 3.9, 5.3, 6.6
LTBCF	1, 2, 3, 4, 5, 6	-	-
LTCCD/LTBCD	7.5, 8.33, 10, 12.5, 15, 20, 25, 30*	11.1, 13.8, 16.6, 22.1, 27.7	13.2, 16.6, 20, 26.5, 30, 33.1
LTBCM	5, 7.5, 8.33, 10, 12.5, 15, 20, 25	-	-
LTCCH	1, 2, 3, 4, 5, 7.5, 10, 12.5, 15, 20, 25, 30	5.5, 11.1, 13.8, 16.6, 22.1, 27.7	6.6, 13.2, 16.6, 20, 26.5, 30, 33.1
LTBCH	1, 2, 3, 4, 5, 7.5, 8.33, 10, 12.5, 15, 20, 25, 30, 50	5.5, 11.1, 15, 20, 25, 27.7	6.6, 13.2, 15, 20, 25, 30, 33.1
LTCCN	3, 4, 5, 7.5, 8.33, 10, 12.5, 15, 20, 25	7.5, 12.5, 15, 20, 25, 30	7.5, 12.5, 15, 20, 25, 30, 33.1
LTCCR	3, 4, 5, 7.5, 8.33, 10, 12.5, 15, 20, 25	1.2, 2.2, 3.3, 4.4, 5.5, 11.1, 15, 20, 25, 27.7	1.3, 2.6, 3.9, 5, 6.6, 13.2, 15, 20, 25, 30, 33.3
LTBCP	5, 7.5, 10, 12.5, 15, 20, 25, 50	5.5, 11.1, 13.8, 16.6, 22.1, 27.7, 55.3	6.6, 13.2, 16.6, 20, 26.5, 30, 33.1, 66.2
LTCCU	5, 7.5, 8.33, 10, 12.5, 15, 20, 25	7.5, 10, 12.5, 15, 20	7.5, 10, 12.5, 15, 20
LTBCU	5, 7.5, 8.33, 10, 12.5, 15, 20, 25, 30, 50	7.5, 10, 12.5, 15, 20, 25, 30	7.5, 12.5, 15, 20, 25, 30, 33.1

* Only LTBCD is available at 30 kVAr

Indersons, ND 27, PH: 0114724 3000, sales@indersonsindia.com

Detuned Reactors, 440 V, 50 Hz [8504]

- Copper & Aluminium wound reactors
- Lower operating losses
- 180% linearity*
- Thermal cut off
- Better Harmonic Blocking Capability [Quality Factor > 35]

kVAr Rating	7% Copper Reactor		7% Aluminium Reactor		14% Copper Reactor		14% Aluminium Reactor	
	Cat. No.	M.R.P. (₹) Per Unit	Cat. No.	M.R.P. (₹) Per Unit	Cat. No.	M.R.P. (₹) Per Unit	Cat. No.	M.R.P. (₹) Per Unit
1	**LTFR0701B2**	**9185**	**LTAL0701B2**	**6665**	**LTFR1401B2**	**17855**	**LTAL1401B2**	**11000**
2	**LTFR0702B2**	**10030**	**LTAL0702B2**	**7270**	**LTFR1402B2**	**19465**	**LTAL1402B2**	**11980**
3	**LTFR0703B2**	**11370**	**LTAL0703B2**	**8235**	**LTFR1403B2**	**22075**	**LTAL1403B2**	**13575**
4	**LTFR0704B2**	**12085**	**LTAL0704B2**	**8755**	**LTFR1404B2**	**23470**	**LTAL1404B2**	**14440**
5	**LTFR0705B2**	**13075**	**LTAL0705B2**	**9465**	**LTFR1405B2**	**25375**	**LTAL1405B2**	**15620**
10	**LTFR0710B2**	**18535**	**LTAL0710B2**	**13435**	**LTFR1410B2**	**35970**	**LTAL1410B2**	**22155**
12.5	**LTFR0712B2**	**20340**	**LTAL0712B2**	**14740**	**LTFR1412B2**	**39460**	**LTAL1412B2**	**24320**
15	**LTFR0715B2**	**21755**	**LTAL0715B2**	**15770**	**LTFR1415B2**	**42220**	**LTAL1415B2**	**26015**
20	**LTFR0720B2**	**25930**	**LTAL0720B2**	**18785**	**LTFR1420B2**	**50285**	**LTAL1420B2**	**30990**
25	**LTFR0725B2**	**27435**	**LTAL0725B2**	**19875**	**LTFR1425B2**	**53215**	**LTAL1425B2**	**32805**
50	**LTFR0750B2**	**43525**	**LTAL0750B2**	**31535**	**LTFR1450B2**	**84440**	**LTAL1450B2**	**52035**
75	**LTFR0775B2**	**64695**	**LTAL0775B2**	**46895**	**LTFR1475B2**	**125515**	**LTAL1475B2**	**77365**
100	**LTFR0700B2**	**88945**	**LTAL0700B2**	**64440**	**LTFR1400B2**	**172435**	**LTAL1400B2**	**106325**

* Prices of 200% linearity reactors are available on request.

For industries with High Voltage Harmonics, special solutions are available on request. Contact your nearest sales office for the customised solutions.

Selection of capacitors for detuned harmonic filter application

Step Size & 440 V Reactor rating (kVAr)	With 7% detuned reactor			With 14% detuned reactor	
	Capacitor series	480 V Capacitor (kVAr)	525 V Capacitor (kVAr)	Capacitor series	525 V Capacitor (kVAr)
1	LTCCF, LTCCR	1.2	1.3	LTCCF, LTCCR	1.3
2	LTCCF, LTCCR	2.2	2.6	LTCCF, LTCCR	2.6
3	LTCCF, LTCCR	3.3	3.9	LTCCF, LTCCR	3.9
4	LTCCF	4.4	5.3	LTCCF	5.3
	LTCCR		5	LTCCR	5
5	LTCCF, LTCCH, LTCCR, LTBCH, LTBCP	5.5	6.6	LTCCF, LTCCH, LTCCR, LTBCH, LTBCP	6.6
	LTCCN, LTCCU, LTBCU	7.5	7.5	LTCCN, LTCCU, LTBCU	7.5
10	LTCCD, LTCCH, LTCCR, LTBCD, LTBCH, LTBCP	11.1	13.2	LTCCD, LTCCH, LTCCR, LTBCD, LTBCH, LTBCP	13.2
	LTCCN, LTCCU, LTBCU	12.5	12.5	LTCCN, LTCCU, LTBCU	12.5
12.5	LTCCN, LTCCR, LTCCU, LTBCH, LTBCU	15	15	LTCCN, LTCCR, LTCCU, LTBCH, LTBCU	15
	LTCCD, LTCCH, LTBCD, LTBCP	13.8	16.6	LTCCD, LTCCH, LTBCD, LTBCP	16.6
15	LTCCN, LTCCR, LTCCU, LTBCH, LTBCU	20	20	LTCCD, LTCCN, LTCCH, LTCCR, LTCCU, LTBCD, LTBCH, LTBCP, LTBCU	20
	LTCCD, LTCCH, LTBCD, LTBCP	16.6			
20	LTCCN, LTCCR, LTBCH, LTBCU	25	25	LTCCN, LTCCR, LTBCH, LTBCU	25
	LTCCD, LTCCH, LTBCD, LTBCP	22.1	26.5	LTCCD, LTCCH, LTBCD, LTBCP	26.5
	LTCCU	7.5 + 15	2 x 12.5	LTCCU	2x12.5
25	LTCCD, LTCCH, LTCCR, LTBCD, LTBCH, LTBCP	27.7	33.1	LTCCD, LTCCN, LTCCH, LTCCR, LTBCD, LTBCH, LTBCP, LTBCU	30
	LTBCU, LTCCN	30			
	LTCCU	12.5 + 15	15 + 20	LTCCU	(10+20)
50	LTCCD, LTCCH, LTCCR, LTBCD, LTBCH	2 x 27.7	2 x 33.1	LTCCD, LTCCN, LTCCH, LTCCR, LTBCD, LTBCH, LTBCP, LTBCU	2 x 30
	LTBCU, LTCCN	2 x 30			
	LTCCU	2 x (12.5 + 15)	2 x (15 + 20)	LTCCU	3 x 20
	LTBCP	55.3	66.2		
75	LTCCD, LTCCH, LTCCR, LTBCD, LTBCH	3 x 27.7	3 x 33.1	LTCCD, LTCCN, LTCCH, LTCCR, LTBCD, LTBCH, LTBCP, LTBCU	3 x 30
	LTBCU, LTCCN	3 x 30			
	LTCCU	3 x (12.5 + 15)	3 x (15 + 20)	LTCCU	(4 x 20) + 10
	LTBCP	27.7 + 55.3	33.1 + 66.2		
100	LTCCD, LTCCH, LTCCR, LTBCD, LTBCH, LTBCP	4 x 27.7	4 x 33.1	LTCCD, LTCCN, LTCCH, LTCCR, LTBCD, LTBCH, LTBCP, LTBCU	4 x 30
	LTBCU, LTCCN	4 x 30			
	LTCCU	4 x (12.5 + 15)	4 x (15 + 20)	LTCCU	6 x 20
	LTBCP	2 x 55.3	2 x 66.2		

Indersons, ND 27, PH: 0114724 3000, sales@indersonsindia.com

Capacitor Duty Contactors - Type MO C [8536]

MO C25

MO C50

MO C100

Size	kVAr Rating @ 440V, 3Ph, 50Hz	Type	Built-in Auxiliary Contacts	Cat. No.	M.R.P. (₹) Per Unit	Std. Pkg. (Nos.)
Fr 1	3	MO C3	1NO	**CS96146**	**2020**	1
	5	MO C5	1NO	**CS96127**	**2110**	1
	8.5	MO C8.5	1NO	**CS96320**	**2325**	1
	10	MO C10	1NO	**CS96156**	**2480**	1
	12.5	MO C12.5	1NO	**CS96321**	**2595**	1
	15	MO C15	1NO	**CS90019**	**3610**	1
	20	MO C20	1NO	**CS90021**	**4095**	1
	25	MO C25▲	1NO	**CS96322**	**4630**	1
	30	MO C30$	1NO	**CS96148**	**7145**	1
Fr 2	40	MO C40	1NO	**CS96147**	**11915**	1
	50	MO C50	1NO	**CS96324**	**12665**	1
	60	MO C60$	1NO	**CS96149**	**14430**	1
Fr 3	75	MO C75	1NO	**CS96150**	**16965**	1
	85	MO C85	1NO	**CS96157**	**19170**	1
	100	MO C100$	1NO	**CS96158**	**19765**	1

Thyristor Switching Module, 440V 50Hz [8538]

- High Peak Inverse Voltage (PIV) - 2.2 kV
- Lower operating losses
- Auto thermal cut off
- Compact Design
- No moving parts
- LEDs for various status/fault indications

kVAr Rating	Cat. No.	M.R.P. (₹) Per Unit
10	**LTTSM10B2**	**25440**
25	**LTTSM25B2**	**36290**
50	**LTTSM50B2**	**41565**

Note: Above prices include Quick Discharge Resistors (QDR)

Note :
1) For ordering add-on aux. contact block, please refer page No. 8
2) For ordering suffix, please refer page No.10
3) For ordering spare coils, please refer page No. 11
4) Standard coil voltage : 240V, 50/60 Hz
5) For ordering MO C surge suppressor, please refer page No. 9

▲ If using 16 sq mm cable use of spreader link kit is mandatory
▲ For ordering spreader link kit, Please refer page No. 9
$ Spreader link along with phase barrier included in packing

APFC Controller [8538]

etaULTRA - APFC Controller - 3 CT inputs

Features:
- 3 Phase Current and Voltage measurement
- PF display - 3 Digit after decimal
- Individual harmonics measurement up to 31st order
- Dual PF setting for Mains - DG application
- Communication through Inbuilt MODBUS RS-485 Protocol

Cascading (Master - Slave configuration) for APFC panel with more than 16 steps

2 & 4 Quadrant Operation for sites with / without Solar Plants

Model Name	No. of steps (For Contactor switching)	No. of steps (For Thyristor switching)	Voltage Input	Cat No.	Size	M.R.P. (₹) Per Unit
etaULTRA 8R	8	0	110 / 415	**CS91050OOOO**	144 x 144	**19000**
etaULTRA 16R	16	0		**CS91051OOOO**		**25000**
etaULTRA 14T+2R	2	14		**CS91053OOOO**		**25000**
New etaULTRA 8T+8R	8	8		**CS91054OOOO**		**19000**

Last Two Contacts can be programmed for Capacitor Switching / Alarm Function / Fan Control

Indersons, ND 27, PH: 0114724 3000, sales@indersonsindia.com

Automatic power factor control solutions

etaULTRA 8T + 8R APFC Controller for Thyristor + Contactor Switching



For Fluctuating load

For Base load

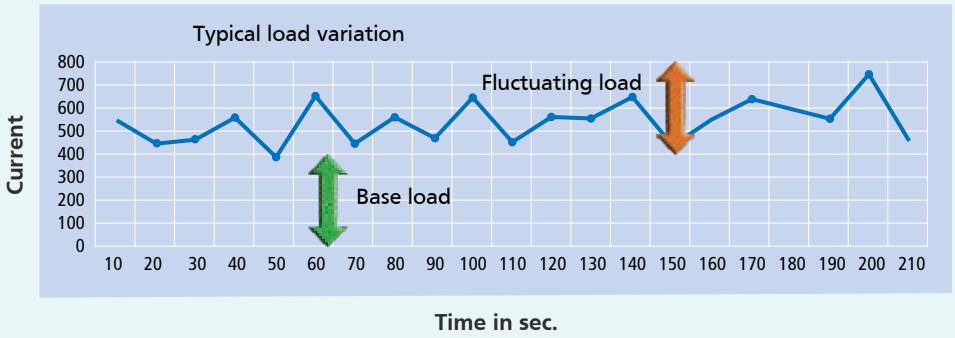

'Thyristor + Contactor' based APFC Panels for **performance** and **economy**

etaULTRA 8T + 8R controller offers:

- 8 Transistor outputs for Thyristor switching and 8 Relay outputs for Contactor switching
- 3-Phase Current and Voltage measurement to compensate PF in unbalanced load
- 4 Quadrant measurement to take care of Sites with Solar plants
- Individual harmonics measurement up to 31st order
- 3-digit Power Factor setting to obtain higher Accuracy
- Communication through inbuilt MODBUS RS-485 Protocol

Customer Interaction Center (CIC)
BSNL / MTNL (toll free): 1800 233 5858 Reliance (toll free): 1800 200 5858
Tel: 022 6774 5858 Email: cic@Lntebg.com Web: www.Lntebg.com

Indersons, ND 27, PH: 0114724 3000, sales@indersonsindia.com

APFC Controller [8538]

etaSMART - APFC Controller - 1 CT input

2 & 4 Quadrant Operation for sites with / without Solar Plants

Features:

- Simple and Smart Controller
- Auto programming function available
- CT secondary - 1 / 5 Amp site selectable

New

etaSMART T - APFC Controller for Thyristor Switching with 1 CT input

No. of O/P steps (for Thyristor switching)	Size	Cat. No.	Single CT input	Voltage Input	M.R.P. (₹) Per Unit
6	96 x 96	**CS91613OOOO**	1/ 5 Amp	415 V	**13100**
8	144 x 144	**CS91614OOOO**			**15600**
12	144 x 144	**CS91615OOOO**			**19100**
15	144 x 144	**CS91616OOOO**			**22600**

One separate relay contact is available for Alarm

etaSMART R - APFC controller for Contactor switching with 1 CT input

No. of steps (For Contactor Switching)	Size	Cat. No.	Single CT input	Voltage Input	M.R.P. (₹) Per Unit
4	96 x 96	**CS90884OOOO**	1/ 5 Amp	415 V	**9800**
6	96 x 96	**CS90885OOOO**			**12500**
8	96 x 96	**CS90902OOOO**			**14800**
12	144 x 144	**CS90903OOOO**			**17900**
14	144 x 144	**CS90904OOOO**			**19800**
16	144 x 144	**CS90905OOOO**			**21800**

Last Two Contacts can be Programmed for Capacitor Switching / Alarm Function / Fan Control

etaCON M APFC Controller

APFC controller for Contactor switching with 1 CT input

2 & 4 Quadrant Operation for sites with / without Solar Plants

Features:

- Modular and expandable steps
- CT secondary - 1 A / 5 A Site selectable
- Suitable for LT as well as HT side sensing
- Communicable on Modbus through RS485 Plug-in Module

Model	Single CT input	Voltage input	Cat. No.	M.R.P. (₹) Per Unit
5 Step APFC Controller (96 x96)	1 A / 5 A	415V / 110 V	**ETACONM005R**	**15600**
8 Step APFC Controller (144 x144)			**ETACONM008R**	**19400**

etaCON M Optional Plug-in Modules

Description	Model	Cat. No.	M.R.P. (₹) Per Unit
2 Steps Plug-in Module	2 Relays NO	**ETACONEXP2R**	**2400**
3 Steps Plug-in Module	3 Relays NO	**ETACONEXP3R**	**3500**
RS485 Plug-in Module	RS485 Plug-in Module	**ETACONRS485**	**12000**

Any 1 Plug-in module can to be added to ETACONM005R
Any 2 Plug-in modules can to be added to ETACONM008R

Active Harmonic Filter (AHF) [8543]

- Reduces THD within IEEE - 519 limits
- Dynamic correction of THD
- Improves both distortion & displacement Power Factor
- 3 Phase 3 Wire AHF to be used where 3rd Harmonic Mitigation is not required
- 3 Phase 4 Wire AHF to be used where 3rd Harmonic Mitigation is required
- Modular Design allowing for future expansion
- Ease of Monitoring using Touch Screen HMI
- Flexibility of Configuration in both open loop (load side sensing) & closed loop (source side sensing)

Filter Rating (A)	3 Phase 3 wire AHF Without Neutral Compensation		3 Phase 4 wire AHF With Neutral Compensation	
	Cat. No.*	M.R.P. (₹) Per Unit	Cat. No.*	M.R.P. (₹) Per Unit
30	**AHF030331D2**	**On Request**	**AHF030341D2**	**On Request**
60	**AHF060331D2**		**AHF060341D2**	
75	**AHF075331D2**		**AHF075341D2**	
100	**AHF100331D2**		**AHF100341D2**	
150	**AHF150331D2**		**AHF150341D2**	
200	**AHF200331D2**		**AHF200341D2**	
300	**AHF300331D2**		**AHF300341D2**	
400	**AHF400331D2**		-	
600	**AHF600331D2**			
800	**AHF800331D2**			

* Standard CAT. No. Configuration
Contact your nearest sales office for customised solutions:

Customisable Options Available:
IP Class : IP20/IP40/IP42
Cable Entry : Bottom / Top / Additional Cable Alley
Communication : MODBUS RS485 Protocol Available

Indersons, ND 27, PH: 0114724 3000, sales@indersonsindia.com

Type Tested APFC Panels – Safe, Reliable and Smart solution to maintain Power Factor

Type tested and certified design

- Engineered to the highest standards - Type tested as per IEC 61439-1&2, IEC61921 & IS13947
- Ingress Protection up to IP42 as per IEC 60529, IS2147 to protect equipment under harsh environments

Reliable

- Worry free PF management with 4 quadrant PF controller
- Certified for better thermal management as per IEC 61921
- Design verified assemblies of both constructional & permanence requirements
- Separate section for detuned reactors, capacitors & switchgear ensures longer life of components & less worry on maintenance

Safety

- Form 3B separation (compartmentalized design for switchgear)
- Bus bars with more clearance than prescribed in standards
- A minimum of IP2X degree of protection even when the doors / covers in open condition
- Earthing of each and every door and structural members
- Zero stray voltage on doors & covers ensures both operator & equipment safety

Hybrid Harmonic Filters (AHF + APFC) can also be offered.
Contact our nearest sales office for such customized solution.



Suggested Step Ratings for APFC Panels

Panel Rating (kVAr)	Physical Step Size (kVAr)	No. of Physical Steps	Electrical Steps (All Possible Combination of Physical Steps)	No. of Electrical Steps
10	4 + 3 + 2 + 1	4	1,2,3,4...8,9,10	10
15	5 + 4 + 3 + 2 + 1	5	1,2,3,4...13,14,15	15
20	10 + 5 + 2x2 + 1	5	1,2,3,4…18,19,20	20
25	15 + 5 + 2x2 + 1	5	1,2,3,4…23,24,25	20
30	15 + 10 + 2x2 + 1	5	1,2,3,4…28,29,30	22
35	20 + 10 + 2x2 + 1	5	1,2,3,4…33,34,35	23
40	20 + 10 + 5 + 3 + 2	5	2,3,5,7…35,37,38,40	24
45	25 + 10 + 5 + 3 + 2	5	2,3,5,7…40,42,43,45	24
50	25 + 15 + 5 + 3 + 2	5	2,3,5,10…45,47,48,50	24
55	25 + 15 + 10 + 3 + 2	5	2,3,5,10….50,52,53,55	25
60	25 + 15 + 10 + 5 + 3 + 2	6	2,3,5,7….55,57,58,60	36
65	25 + 2x15 + 5 + 3 + 2	6	2,3,5,7….60,62,63,65	35
70	25 + 20 + 15 + 5 + 3 + 2	6	2,3,5,7….65,67,68,70	36
75	2x25 + 15 + 5 + 3 + 2	6	2,3,5,7….70,72,73,75	39
80	2x25 + 15 + 10 + 3 + 2	6	2,3,5,10….75,77,78,80	36
85	50 + 20 + 5 + 4 + 2x3	6	2,3,5,6….80,81,82,85	44
90	50 + 25 + 5 + 4 + 2x3	6	3,4,5,6….85,86,87,90	47
95	50 + 25 + 10 + 4 + 2x3	6	3,4,6,7….89,91,92,95	43
100	50 + 25 + 15 + 4 + 2x3	6	3,4,6,7….94,96,97,100	44
105	50 + 25 + 15 + 5 + 4 + 2x3	7	3,4,5,6….100,101,102,105	85
110	50 + 25 + 15 + 10 + 4 + 2x3	7	3,4,5,6….104,106,107,110	65
115	50 + 25 + 2x15 + 4 + 2x3	7	3,4,6,7….109,111,112,115	65

Panel Rating (kVAr)	Physical Step Size (kVAr)	No. of Physical Steps	Electrical Steps (All Possible Combination of Physical Steps)	No. of Electrical Steps
120	50 + 25 + 20 + 15 + 4 + 2x3	7	3,4,6,7….114,116,117,120	85
125	50 + 2x25 + 15 + 4 + 2x3	7	3,4,6,7….119,121,122,125	55
130	50 + 2x25 + 20 + 4 + 2x3	7	3,4,6,7….124,126,127,130	60
135	2x50 + 15 + 10 + 4 + 2x3	7	3,4,6,7….129,131,132,135	65
140	2x50 + 20 + 10 + 4 + 2x3	7	3,4,6,7….134,136,137,140	62
145	2x50 + 25 + 10 + 4 + 2x3	7	3,4,6,7….139,141,142,145	65
150	2x50 + 25 + 15 + 4 + 2x3	7	3,4,6,7….144,146,147,150	66
155	2x50 + 25 + 15 + 3x5	7	5,10,15,20….145,150,155	31
175	2x50 + 2x25 + 10 + 3x5	8	5,10,15,20….165,170,175	35
200	2x50 + 3x25 + 15 + 2x5	8	5,10,15,20...190,195,200	40
225	3x50 + 2x25 + 15 + 10	7	10,15,25,35...210,215,225	27
250	3x50 + 3x25 + 15 + 10	8	10,15,25,35...235,240,250	30
275	4x50 + 2x25 + 15 + 10	8	10,15,25,35...260,265,275	33
300	100 + 2x50 + 3x25 + 15 + 10	8	10,15,25,35...285,290,300	36
325	100 + 3x50 + 2x25 + 15 + 10	8	10,15,25,35...310,315,325	39
350	100 + 4x50 + 25 + 15 + 10	8	10,15,25,35...335,340,350	42
375	2x100 + 2x50 +2x25 + 15 + 10	8	10,15,25,35…360,365,375	45
400	2x100 + 2x50 + 4x25	8	25,50,75,100…350,375,400	16
425	2x100 + 3x50 + 3x25	8	25,50,75,100…375,400,425	17
450	2x100 + 3x50 + 4x25	9	25,50,75,100…400,425,450	18
475	2x100 + 4x50 + 3x25	9	25,50,75,100…425,450,475	19
500	2x100 + 5x50 + 2x25	9	25,50,75,100…450,475,500	20

Note : Above mentioned steps are typical recommendations, suitable for most of the industries. For accurate compensation, step size selection may have to be decided after studying load profile of that industry.

Indersons, ND 27, PH: 0114724 3000, sales@indersonsindia.com

3 Phase Over Current + Earth Fault Relay

C.T. Rating 1A or 5A, Field Selectable

- IDMT & Definite time characteristics
- Last 30 trip data recording with date and time
- Password Protection

Model	Aux. Supply (V)	Output Contacts	Device Code	Cat. No.	M.R.P. (₹) Per Unit
MC31AnX	24 - 240V AC/ DC	2 NO + 2 NC	51, 51N	**MC31ANX2200**	**21000**
		4 NO		**MC31ANX4000**	

3 Phase Over Current + Earth Fault Relay with High Set

C.T. Rating 1A or 5A, Field Selectable

- IDMT & Definite time characteristics
- Last 30 trip data recording with date and time
- Password Protection

Model	Aux. Supply (V)	Output Contacts	Device Code	Cat. No.	M.R.P. (₹) Per Unit
MC61AnX	24 - 240V AC/ DC	2 NO + 2 NC	51, 51N, 50, 50N	**MC61ANX2200**	**23000**
		4 NO		**MC61ANX4000**	

3 Phase Over Current + Earth Fault Relay with High Set & RS - 485 Port

C.T. Rating 1A or 5A, Field Selectable

- IDMT & Definite time characteristics
- Last 30 trip data recording with date and time
- Password Protection

Model	Aux. Supply (V)	Output Contacts	Device Code	Cat. No.	M.R.P. (₹) Per Unit
MC61CnX	24 - 240V AC/ DC	4 NO	51, 51N, 50, 50N	**MC61CNX4000**	**25500**

Single Pole Over Current or Earth Fault Relay

C.T. Rating 1A or 5A, Not Field Selectable

- IDMT and Definite time characteristics

Model	Aux. Supply (V)	C.T. Secondary (A)	Device Code	Cat. No.	M.R.P. (₹) Per Unit
MC12	20 - 110V AC/DC	1A	50, 51 or 50N, 51N	**MC12AA10X00**	**14800**
		5A		**MC12AA50X00**	
	88 - 264V AC/DC	1A		**MC12AB10X00**	
		5A		**MC12AB50X00**	

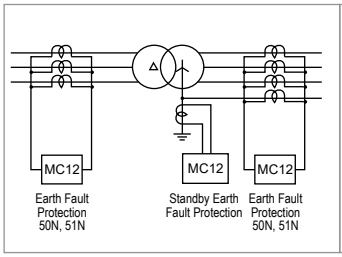

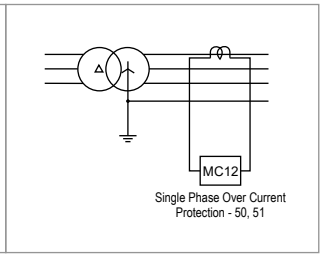

Reverse Power Relay

C.T. Rating 1A or 5A, Not Field Selectable

- System Voltage is site selectable - 110V / 415V AC

Model	Aux Supply (V)	C.T. Secondary (A)	Device Code	Cat. No.	M.R.P. (₹) Per Unit
MRP11	20 - 110V AC/DC	1A	32	**MRP11A10X00**	**24500**
		5A		**MRP11A50X00**	
	88 - 264V AC/DC	1A		**MRP11B10X00**	
		5A		**MRP11B50X00**	

Trip Circuit Supervision Relay

- Static Relay.
- Monitors Trip Coil in Breaker ON & OFF condition
- Site selectable Trip Coil Voltage

Model	Aux. Supply (V)	Cat. No.	M.R.P. (₹) Per Unit
TCS01nX	20 - 110 V AC/ DC	**TCS01NXA000**	**8500**
	88 - 264 V AC/ DC	**TCS01NXB000**	

Indersons, ND 27, PH: 0114724 3000, sales@indersonsindia.com

MV12

Single Phase Under Voltage or Over Voltage Relay

• System Voltage is site selectable - 110 / 240 / 415V AC

Model	Aux. Supply (V)	Device code	Cat. No.	M.R.P. (₹) Per Unit
MV12	20 - 110V AC/DC	27 or 59	**MV12AA00X00**	**14800**
	88 - 264V AC/DC		**MV12AB00X00**	

Lockout Relay - LocR

ANSI Code - 86

Features:

- Lockout Relays [Master Trip Relay] - LocR
- Designed to operate the circuit breaker trip coils at high speed
- Available with Hand reset contact (HRC) and hand reset Flag (HRF)

Description	Output contacts	Reset Contacts	Reset Flag	Coil Voltage	Cat. No.	M.R.P. (₹) Per Unit
Single element Lockout relay	3NO + 2NC	Hand	Hand	**24VDC**	**L1H32DC024X**	**6000**
				110VDC	**L1H32DC110X**	
				220VDC	**L1H32DC220X**	
				230VAC	**L1H32AC230X**	

* Available on request only

Auxiliary Relay - AuxR

Features:

- AuxR relay provides additional contacts for interlocking, control and signal applications
- Available with hand reset or self-reset contacts and hand reset Flag

Description	Output contacts	Reset Contacts	Reset Flag	Coil Voltage	Cat. No.	M.R.P. (₹) Per Unit
Single element Auxiliary relay	4 N/O	Hand	Hand	**24VDC**	**A1H40DC024X**	**5000**
				110VDC	**A1H40DC110X**	
				220VDC	**A1H40DC220X**	
				230VAC	**A1H40AC230X**	
Single element Auxiliary relay	2 N/O + 2 N/C	Auto	Hand	**24VDC**	**A1A22DC024X**	
				110VDC	**A1A22DC110X**	
				220VDC	**A1A22DC220X**	
				230VAC	**A1A22AC230X**	

* Available on request only

Indersons, ND 27, PH: 0114724 3000, sales@indersonsindia.com

Single Phase kWh meter with LCD display

Model EM101+ Class 1 Base mounting

Description	Cat. No.	M.R.P. (₹) Per Unit
1P LCD Meter 5-30A	**WM101BC5DL0**	**1699**
1P LCD Meter 5-30A with BOX	**WM101BC5DL0BOX**	**2274**
1P LCD Meter 5-30A with OPTICAL PORT	**WM101BC5DDH**	**2333**
1P LCD Meter 5-30A with Optical port + BOX	**WM101BC5DDHBOX**	**2907**
1P LCD Meter 10-60A	**WM101BC7DL0**	**2010**
1P LCD Meter 10-60A with BOX	**WM101BC7DL0BOX**	**2535**
1P LCD Meter 10-60A with Optical Port	**WM101BC7DDH**	**2570**
1P LCD Meter 10-60A with Optical Port + BOX	**WM101BC7DDHBOX**	**2956**

Trivector Meter Class 1 whole current meter

Model ER300P Class 1 (Base Mounting)

Description	Cat. No.	M.R.P. (₹) Per Unit
3Ph, 4W TVM 240 V 10 - 60A BM	**WR300BC7300**	**8017**
3Ph, 4W TVM 240 V 10 - 60A BM RS 485 Modbus*	**WR300BC73RS485**	**11436**
3Ph, 4W TVM 240 V 10 - 60A BM with Hinge type Box	**WR300BC73BOXH**	**9930**

***- Available on request only & minimum order quantity is 100 Nos**

Trivector Meter Class 0.2s

Model ER300P Class 0.2s (Base Mounting)

- Inform CT/PT ratio while ordering
- DLMS (IS 15959) Protocol meters is available on request

Description	Cat. No.	M.R.P. (₹) Per Unit
3Ph, 4W TVM 110V (L-L) 1 A Class 0.2s BM	**WR300BB1100**	**62485**
3Ph, 4W TVM 110V (L-L) 5 A Class 0.2s BM	**WR300BB5100**	**62485**
3Ph, 4W TVM 110V (L-L) 1 A Class 0.2s BM RS485 Modbus	**WR300BB11RS**	**66657**
3Ph, 4W TVM 110V (L-L) 5 A Class 0.2s BM RS485 Modbus	**WR300BB51RS**	**66657**

Meter Reading Instrument [8471]

Description	Cat. No.	M.R.P. (₹) Per Unit
Meter Reading Instrument - (16.5 MB)	**990MRIXX000**	**133146**
Meter Optical port to USB cable	**990PCXXUSB**	**1594**

3 Phase 4 Wire kWh meter LCD type

Model ER300P Base Mounting

Description	Cat. No.	M.R.P. (₹) Per Unit
3Ph 4 W kWh CT op base mtg 240V, /5A, Acc 0.5s	**WR301BC3C00**	**5380**
3Ph 4 W kWh Dir base mtg 240V 5- 30 A Acc 1	**WR301BC4D20**	**4507**
3Ph 4 W kWh Dir base mtg 240V 10- 40 A Acc 1	**WR301BC6D20**	**4640**
3Ph 4 W kWh Dir base mtg 240V 10- 60 A Acc 1	**WR301BC7D10**	**5877**
3Ph 4 W kWh Dir base mtg 240V 20- 100 A Acc 1	**WR301BC8D10**	**8522**

Trivector Meter Class 0.5s

Model ER300P Class 0.5s (Base Mounting)

- Inform CT/PT ratio while ordering
- DLMS (IS 15959) Protocol meters is available on request

Description	Cat. No.	M.R.P. (₹) Per Unit
3Ph, 4W TVM 110V (L-L) 1 A Class 0.5s BM	**WR300BB1200**	**25754**
3Ph, 4W TVM 110V (L-L) 5 A Class 0.5s BM	**WR300BB5200**	**25754**
3Ph, 4W TVM 240V (L-N) 5 A Class 0.5s BM	**WR300BC5200**	**23735**
3Ph, 4W TVM 110V (L-L) 1 A Class 0.5s BM RS 485 Modbus	**WR300BB12RS**	**30905**
3Ph, 4W TVM 110V (L-L) 5 A Class 0.5s BM RS 485 Modbus#	**WR300BB52RS**	**30905**
3Ph, 4W TVM 240V (L-N) 5 A Cl 0.5s BM RS 485 Modbus	**WR300BC52RS**	**28482**

 # - available on request only

Pre-Payment & Smart Meter Solutions$

For Pre-payment (IS 15884) and Smart Meter (IS 16444) solutions please contact our nearest Branch

Net Meters$

Net Meters for solar roof top application & solar generation plant

ORION (40-200A)$

Combine CT Meter - Thread Through Meter (Meter + CT+ Modem)

$ For more details please contact nearest branch

Indersons, ND 27, PH: 0114724 3000, sales@indersonsindia.com

SmartComm
Energy Management System

The Energy Management System that fosters energy efficiency

Your trusted partner for the continued growth of your business – L&T Electrical & Automation (E&A) – presents SmartComm Energy Management System. It enables you to measure and monitor your electrical system, consequently helping you save energy. At the heart of this monitoring system are our digital panel meters, with host of benefits.

SmartComm Energy Management System Software

- Simple and powerful energy monitoring software with multiple benefits that empowers the user to save money
- Glimpse of all entire energy consumption in the plant through dashboard
- Provision to generate multiple report types
- On-premise server or Web based access with cloud solution provision

Digital Panel Meters

- Meters with Class 1, Class 0.5, 0.5S, Class 0.2, 0.2S accuracy
- Meters with THD and individual harmonics up to 31st
- Direct access to Basic, Power and Energy parameters through front keys
- RS485 or Ethernet communication available
- Analog, Digital inputs and outputs, Data logging options

For our DPM programming videos and more details on Energy Management Solutions please scan the QR code or click here

Our metering solutions include:

- Single function meters
- VAF + PF meters
- Energy meters
- Dual Source meters
- Basic Multifunction meters
- Advanced Multifunction meters
- MD Controller

Customer Interaction Center (CIC)
BSNL / MTNL (toll free): 1800 233 5858 Reliance (toll free): 1800 200 5858
Tel: 022 6774 5858 Email: cic@Lntebg.com Web: www.Lntebg.com

CEMC/DP/10/2018

Single Function Meters [9030]

1xxx Series

Features

- Accuracy Class 1.0, 0.5
- Input voltage measurement range 50-520 VAC (P-P)
- Aux supply 80-300 VAC
- CT secondary site selectable 1A / 5A
- Flush mounting 96 x 96 mm
- Inbuilt selector switch for 3 phase meters
- CT/PT site programmable
- Frequency parameter available in 3Ph Voltmeter additionally

Description	Cat. No.	M.R.P. (₹) Per Unit
1Ph LED Ammeter Cl 1	**WL111010OOOO**	**925**
1Ph LED Voltmeter Cl 1	**WL112010OOOO**	**925**
3Ph LED Ammeter Cl 1	**WL131010OOOO**	**1395**
3Ph LED Voltmeter Cl 1	**WL132010OOOO**	**1395**
LED Freq meter Cl 0.2	**WL113040OOOO**	**925**
1Ph LED Ammeter Cl 0.5	**WL111020OOOO**	**1245**
1Ph LED Voltmeter Cl 0.5	**WL112020OOOO**	**1245**
3Ph LED Ammeter Cl 0.5	**WL131020OOOO**	**1680**
3Ph LED Voltmeter Cl 0.5	**WL132020OOOO**	**1680**

VAF + PF Meters [9030]

4110 Series

Features

- Accuracy Class 1.0, 0.5
- Input voltage measurement range 50-520 VAC (P-P)
- Aux supply 80-300 VAC/DC
- CT secondary site selectable 1A / 5A
- Flush mounting 96 x 96 mm
- CT/PT site programmable
- Parameters:VLL, VLN, A, F, PF, On Hrs, RPM, Apeak

Description	Cat. No.	M.R.P. (₹) Per Unit
VAF + PF meter, Cl 1	**WL411010OOOO**	**2380**
VAF + PF meter with RS485, Cl 1	**WL411011OOOO**	**2980**
VAF + PF meter, Cl 0.5	**WL411020OOOO**	**2735**
VAF + PF meter with RS485, Cl 0.5	**WL411021OOOO**	**3310**

Counter type Energy Meter [9030]

4030 Series

Features

- Accuracy Class 1.0
- Flush mounting 96 x 96 mm
- Available with sealing arrangement
- Parameter : kWh

Description	Cat. No.	M.R.P. (₹) Per Unit
kWh Counter type meter Cl 1 (3Ph 4W 240V 5A)	**WL403010OOOO**	**3705**

Energy Meters [9030]

4000 Series

kWh or kVAh is site selectable

Features

- Accuracy Class 1.0, 0.5
- Input voltage measurement range 50-520 VAC (P-P)
- Aux supply 80-300 VAC/DC
- CT secondary site selectable 1A / 5A
- Flush mounting 96 x 96 mm
- CT/PT site programmable
- Auto scaling of Kilo, Mega and Giga
- Parameters: Site selectable kWh / kVA / PF / W, Old energy

Energy display in kWh in its lifetime#

Description	Cat. No.	M.R.P. (₹) Per Unit
kWh LED meter Cl 1	**WL400010OOOO**	**2680**
kWh LED meter Cl 1 with RS485	**WL400011OOOO**	**3160**
kWh LED meter Cl 0.5	**WL400020OOOO**	**3395**
kWh LED meter Cl 0.5 with RS485	**WL400021OOOO**	**3870**
kWh LCD meter Cl 1	**WC400010OOOO**	**3025**
kWh LCD meter Cl 1 with RS485	**WC400011OOOO**	**3510**
kWh LCD meter Cl 0.5	**WC400020OOOO**	**3750**
kWh LCD meter Cl 0.5 with RS485	**WC400021OOOO**	**4240**

For 415V LL and CT Primary value of 400 and below

DIN Basic Multifunction Meters [9030]

4000 Series

Features

- DIN mounting whole current operated meter
- Accuracy Class 1.0
- Inbuilt analytics with energy consumption without any additional software

Today This week This month

- Push to push mode for variable kWh consumption monitoring
- Parameters: 1 Phase - Voltage, Current, kW, kWh
  3 Phase - Voltage, Current, kW, kWh + PF, kVA, kVAr, MD

Description	Cat. No.	M.R.P. (₹) Per Unit
Energy meter 1P 5-40A Cl 1 DIN	**WD4000101OOO**	**2630**
Energy meter 3P 10-60A Cl 1 DIN	**WD4000103OOO**	**5975**
Energy meter RS485 module	**WD400010RSOO**	**2630**
Energy meter Wi-Fi module	**WD400010WFOO**	**10640**

Indersons, ND 27, PH: 0114724 3000, sales@indersonsindia.com

Dual Source Basic MFM [9030]

4040 Series

kWh or kVAh is site selectable

Features

- Accuracy Class 1.0, 0.5
- Input voltage measurement range 50-520 VAC (P-P)
- Aux supply 80-300 VAC/DC
- CT secondary site selectable 1A / 5A
- DG sensing input 230 VAC
- Flush mounting 96 X 96 mm
- CT/PT site programmable
- Discrete LED for EB and DG
- True PF or Displacement PF site selectable
- Parameters: V, A, F, PF, kW, kVA, Run hours, kWh (EB and DG), Old energy, Site selectable kWh / kVAh

LCD offers better readability of parameters

Description	Cat. No.	M.R.P. (₹) Per Unit
Dualsource LED meter Cl1	**WL404010OOOO**	**4380**
Dualsource LED meter Cl1 with RS485	**WL404011OOOO**	**5415**
Dualsource LED meter Cl0.5	**WL404020OOOO**	**5205**
Dualsource LED meter Cl0.5 with RS485	**WL404021OOOO**	**6405**
Dualsource LCD meter Cl1	**WC404010OOOO**	**4820**
Dualsource LCD meter Cl1 with RS485	**WC404011OOOO**	**5890**
Dualsource LCD meter Cl0.5	**WC404020OOOO**	**5660**
Dualsource LCD meter Cl0.5 with RS485	**WC404021OOOO**	**6795**

Basic Multifunction Meters [9030]

4400 Series

Features

- Accuracy Class 1.0, 0.5
- Input voltage measurement range 50-520 VAC
- Aux supply 80-300 VAC/DC
- CT secondary site selectable 1A / 5A
- Flush mounting 96 x 96 mm
- CT/PT site programmable
- True PF or Displacement PF site selectable
- V, A, F, PF, kW, kVA, Old energy, Load hours, site selectable kWh/ kVAh

LCD offers better readability of parameters

Description	Cat. No.	M.R.P. (₹) Per Unit
MFM 4400 LED meter Cl 1	**WL440010OOOO**	**4220**
MFM 4400 LED meter Cl 1 with RS485	**WL440011OOOO**	**5215**
MFM 4400 LED meter Cl 0.5 with RS485	**WL440021OOOO**	**6165**
MFM 4400 LED meter Cl 0.5S with RS485	**WL440031OOOO**	**6230**
MFM 4400 LCD meter Cl 1	**WC440010OOOO**	**4650**
MFM 4400 LCD meter Cl 1 with RS485	**WC440011OOOO**	**5675**

Basic Multifunction Meters [9030]

4405 Series

All parameters of 4400 series in 3 line LED display

Features

- Accuracy Class 1.0, 0.5
- Input voltage measurement range 50-520 VAC
- Aux supply 80-300 VAC/DC
- CT secondary site selectable 1A / 5A
- Flush mounting 96 x 96 mm
- CT/PT site programmable
- V, A, F, PF, kW, kVA, Old energy, On and Run hours, site selectable kWh/ kVAh
- True PF or Displacement PF site selectable

Description	Cat. No.	M.R.P. (₹) Per Unit
MFM 4405 LED meter Cl 1	**WL440510OOOO**	**5725**
MFM 4405 LED meter Cl 1 with RS485	**WL440511OOOO**	**6785**
MFM 4405 LED meter Cl 0.5 with RS485	**WL440521OOOO**	**7800**
MFM 4405 LED meter Cl 0.5S with RS485	**WL440531OOOO**	**7865**

Multifunction Meters [9030]

Features

- Accuracy Class 1.0, 0.5, 0.5S, 0.2, 0.2S
- Input voltage measurement range 50-520 VAC (P-P)
- Aux supply 80-300 VAC/DC
- CT secondary site selectable 1A / 5A
- Flush mounting 96 x 96 mm
- CT/PT site programmable
- 128 samples / cycle
- My favourite page in LCD multifunction meters site selectable for kWh + 2 parameters
- Dedicated buttons available for direct access to Basic, Power and Energy parameters

True and Displacement PF available

Constant Wh viewing in LCD MFM even in auto scroll mode. LCD offers better readability of parameters

4410 Series

- Parameters: V, A, F, PF, kW, kVA, kVAR, kWh, kVAh, kVARh, Runhours, On hours, Phase angle, Interrupts, THD, Events (High-Low), Neutral Current, K Factor

Description	Cat. No.	M.R.P. (₹) Per Unit
MFM 4410 LED meter Cl 1	**WL441010OOOO**	**8015**
MFM 4410 LED meter Cl 1 with RS485	**WL441011OOOO**	**9165**
MFM 4410 LED meter Cl 0.5 with RS485	**WL441021OOOO**	**10880**
MFM 4410 LED meter Cl 0.5S with RS485	**WL441031OOOO**	**12025**
MFM 4410 LED meter Cl 0.2 with RS485	**WL441041OOOO**	**14315**
MFM 4410 LED meter Cl 0.2S with RS485	**WL441051OOOO**	**18320**
MFM 4410 LCD meter Cl 1	**WC441010OOOO**	**9425**
MFM 4410 LCD meter Cl 1 with RS485	**WC441011OOOO**	**10595**
MFM 4410 LCD meter Cl 0.5 with RS485	**WC441021OOOO**	**12360**
MFM 4410 LCD meter Cl 0.5S with RS485	**WC441031OOOO**	**13540**
MFM 4410 LCD meter Cl 0.2 with RS485	**WC441041OOOO**	**15890**
MFM 4410 LCD meter Cl 0.2S with RS485	**WC441051OOOO**	**20005**

Indersons, ND 27, PH: 0114724 3000, sales@indersonsindia.com

Multifunction Meters [9030]

4420 Series Max Demand Indicator (without Real time clock)

2 Relay outputs for MD Alarm

Parameters:
- All parameters of 4410 series
- Maximum Demand (kW & kVA)

Description	Cat. No.	M.R.P. (₹) Per Unit
MFM 4420 LED meter Cl 1	WL442010OOOO	11800
MFM 4420 LED meter Cl 1 with RS485	WL442011OOOO	12920
MFM 4420 LED meter Cl 0.5 with RS485	WL442021OOOO	14610
MFM 4420 LED meter Cl 0.5S with RS485	WL442031OOOO	15735
MFM 4420 LED meter Cl 0.2 with RS485	WL442041OOOO	17980
MFM 4420 LED meter Cl 0.2S with RS485	WL442051OOOO	21915
MFM 4420 LCD meter Cl 1	WC442010OOOO	13540
MFM 4420 LCD meter Cl 1 with RS485	WC442011OOOO	14720
MFM 4420 LCD meter Cl 0.5 with RS485	WC442021OOOO	16485
MFM 4420 LCD meter Cl 0.5S with RS485	WC442031OOOO	17655
MFM 4420 LCD meter Cl 0.2 with RS485	WC442041OOOO	20005
MFM 4420 LCD meter Cl 0.2S with RS485	WC442051OOOO	24135

For Max Demand Controller (with Real time clock) please refer 6000 series

4430 Series MFM for IE

2 Relay outputs for MD Alarm

Parameters:
- All parameters of Model 4420 series
- Bi-directional (Import-Export)

Description	Cat. No.	M.R.P. (₹) Per Unit
MFM 4430 LED meter Cl 1	WL443010OOOO	16590
MFM 4430 LED meter Cl 1 with RS485	WL443011OOOO	17660
MFM 4430 LED meter Cl 0.5 with RS485	WL443021OOOO	19260
MFM 4430 LED meter Cl 0.5S with RS485	WL443031OOOO	20330
MFM 4430 LED meter Cl 0.2 with RS485	WL443041OOOO	22475
MFM 4430 LED meter Cl 0.2S with RS485	WL443051OOOO	26220
MFM 4430 LCD meter Cl 1	WC443010OOOO	17660
MFM 4430 LCD meter Cl 1 with RS485	WC443011OOOO	18725
MFM 4430 LCD meter Cl 0.5 with RS485	WC443021OOOO	20330
MFM 4430 LCD meter Cl 0.5S with RS485	WC443031OOOO	21400
MFM 4430 LCD meter Cl 0.2 with RS485	WC443041OOOO	23540
MFM 4430 LCD meter Cl 0.2S with RS485	WC443051OOOO	27290

4440 Series

Parameters:
- All parameters of 4410 series
- Maximum Demand with Real Time Clock (RTC)
- Events (high-low) with time stamp

Description	Cat. No.	M.R.P. (₹) Per Unit
MFM 4440 LED meter Cl 1 with RS485	WL444011OOOO	14775
MFM 4440 LED meter Cl 0.5 with RS485	WL444021OOOO	16610
MFM 4440 LED meter Cl 0.2 with RS485	WL444041OOOO	20310
MFM 4440 LCD meter Cl 1 with RS485	WC444011OOOO	16005
MFM 4440 LCD meter Cl 0.5 with RS485	WC444021OOOO	17845
MFM 4440 LCD meter Cl 0.2 with RS485	WC444041OOOO	21540

Advanced Multifunction Meters [9030]

5000 Series

True and Displacement PF available

Features

- Datalog (8 MB)
- Bi-directional (Import - Export)
- 128 samples/ cycle
- Analog I/O, digital I/O variants available
- Meter with Ethernet port available

Parameters:
- V, A, F, kW, KVA, kVAr, kWh, kVAh, kVArh, PF, Runhr, Onhr, Interupts, Phase angle, THD, Neutral current, Max Demand (with RTC) K Factor
- Bi-directional (Import-Export)
- Events (high-low) with time stamp
- Individual Harmonics upto 31st.
- My favourite page in LCD multifunction meters site selectable for kWh + 2 parameters

Constant Wh viewing in LCD MFM even in auto scroll mode. LCD offers better readability of parameters

Description	Cat. No.	M.R.P. (₹) Per Unit
MFM 5000 LED meter Cl 1 with RS485	WL500011OOOO	32730
MFM 5000 LED meter Cl 1 with Ethernet	WL500012OOOO	37190
MFM 5000 LED meter Cl 0.5 with Ethernet	WL500022OOOO	38785
MFM 5000 LED meter Cl 0.5S with Ethernet	WL500032OOOO	39850
MFM 5000 LCD meter Cl 1 with RS485	WC500011OOOO	33800
MFM 5000 LCD meter Cl 1 with Ethernet	WC500012OOOO	38255
MFM 5000 LCD meter Cl 0.5 with RS485	WC500021OOOO	35385
MFM 5000 LCD meter Cl 0.5S with RS485	WC500031OOOO	36455
MFM 5000 LCD meter Cl 0.5 with Ethernet	WC500022OOOO	39850
MFM 5000 LCD meter Cl 0.5S with Ethernet	WC500032OOOO	40910
MFM 5000 LCD meter Cl 0.2 with RS485	WC500041OOOO	38575
MFM 5000 LCD meter Cl 0.2S with RS485	WC500051OOOO	42295
MFM 5000 LED meter Cl 1 RS485 2A/O	WL500011OBOO	35380
MFM 5000 LED meter Cl 0.5 RS485 2D/I	WL500021OOBO	36975
MFM 5000 LED meter Cl 0.5 RS485 4D/O	WL500021OOOD	38040
MFM 5000 LCD meter Cl 1 RS485 2A/O	WC500011OBOO	36450
MFM 5000 LCD meter Cl 0.5 RS485 2D/I	WC500021OOBO	38040
MFM 5000 LCD meter Cl 0.5 RS485 4D/O	WC500021OOOD	39105
MFM 5000 LCD meter Cl 1 + RS485, 1AO, 1DO	WC500011OAOA	36685

5000 series with Digital outputs are preconfigured for I - THD% at 8% and True PF at 0.98.

Meter can be site selected for parameters and values - A THD, V THD, VA, W, under PF, under/over (VLL, A, F) with programmable trip time (1 to 180 sec) to protect the equipments from electrical abnormalities.

Parameters	Data Log Interval			
	15 Min	30 Min	45 Min	60 Min
	No. of Days			
1	10230	20460	30690	40920
2	6820	13640	20460	27280
4	4092	8184	12276	16368
9	2046	4092	6138	8184
14	1364	2728	4092	5456
29	682	1364	2046	2728

Indersons, ND 27, PH: 0114724 3000, sales@indersonsindia.com

Advanced Multifunction Meters [9030]

5010 Series

True and Displacement PF available

Features

- 128 samples / cycle
- Running demand, max demand, prediction demand in single page window

Parameters:

- V, A, F, kW, KVA, kVAr, kWh, kVAh, kVArh, PF, Runhr, Onhr, Interrupts, Phase angle, THD, Neutral current, Max Demand (with RTC)
- Bi-directional (Import-Export)
- Events (high-low) with time stamp
- Individual Harmonics upto 31st.

Description	Cat. No.	M.R.P. (₹) Per Unit
MFM 5010 LED meter Cl 1	**WL501010OOOO**	**12045**
MFM 5010 LED meter Cl 1 with RS485	**WL501011OOOO**	**13145**
MFM 5010 LED meter Cl 0.5S	**WL501030OOOO**	**14785**
MFM 5010 LED meter Cl 0.5S with RS485	**WL501031OOOO**	**15880**
MFM 5010 LED meter Cl 0.2 with RS485	**WL501041OOOO**	**18075**

Maximum Demand Controller [9030]

6000 Series

Features

- Accuracy Class 1.0, 0.5S
- Input voltage measurement range 50-520 VAC (P-P)
- Aux supply 80-300 VAC/DC
- CT secondary site selectable 1A / 5A
- Flush mounting 96 x 96 mm
- CT/PT site programmable
- Datalog (8MB)
- 4 relay outputs for Max. demand controller
- Time of Day (TOD) 6 slots available
- Block/sliding window site selectable
- Running demand, max demand, prediction demand in single page window
- Individual harmonics upto 31st

8MB Datalog preconfigured for 9 parameters including kWh, Running demand and Max Demand for 15 mins interval

Parameters:

- V, A, F, kW, KVA, kVAr, kWh, kVAh, kVArh, PF, Runhr, Onhr, Intr, Phase angle, THD, Events, Neutral current, Max Demand (with RTC)

True and Displacement PF available

Description	Cat. No.	M.R.P. (₹) Per Unit
MDC 6000 LED meter Cl 1 with RS485	**WL600011OOOO**	**27990**
MDC 6000 LED meter Cl 0.5S with RS485	**WL600031OOOO**	**30680**
MDC 6000 LCD meter Cl 1 with RS485	**WC600011OOOO**	**29065**
MDC 6000 LCD meter Cl 0.5S with RS485	**WC600031OOOO**	**31760**

Prepaid Metering Solutions with SmartComm EMS [9030]

- Dual source meters by default
- Class 1 accuracy as per IS 15884
- Ratings : 1P (10-60A) : 3P (10-60A, 20-80A, CT operated)
- Parameters: V, A, PF, W, VA, Wh - EB, DG
- Communication: Wired (Modbus RS485) or Wireless (LoRaWAN)
- Facility for connection or disconnection of electric supply based on the credit balance in the meter through relay
- Server maintained at site itself
- Optional
  - In RS485 model upto 4DI for water and gas meter
  - In LoRaWAN model upto 2DI for water and gas meters
- Wireless postpaid or prepaid metering solutions for large townships on SmartComm EMS Platform available.
- With LoRaWAN technology, meters upto 1 km approx from LoRa Gateway can be monitored without Line of sight.
- Prices available on request.

Connect large townships with wireless energy meters on IoT based SmartComm EMS

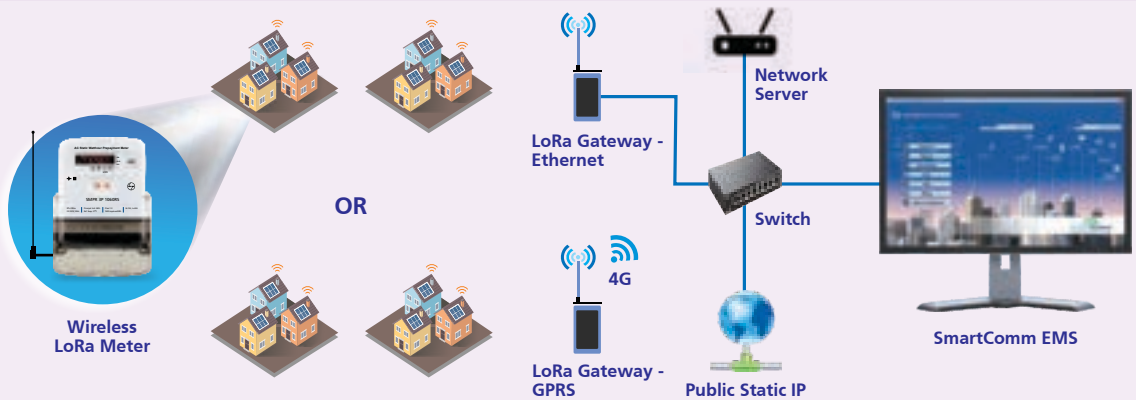

Indersons, ND 27, PH: 0114724 3000, sales@indersonsindia.com

SmartComm
Energy Management System

SmartComm EMS

Simple and powerful energy monitoring software with multiple benefits that empowers the user to save money.

Features:

- Glimpse of entire energy consumption in the plant through dashboard
- Quick understanding of energy consumption of today compared to yesterday, this month consumption compared to last month as well as yoy energy comparison through dashboard.
- Easy navigation through the modules
- Excel reports with charts
- All parameters in the device can be monitored from the software
- Multiple combination of devices and parameters for analysis
- Provision to generate multiple report types
- Specific Energy Consumption (SEC) report
- Access to features defined by user levels
- E&A meters preconfigured in the software
- Monitor ON, OFF, Trip, Ready to close status of circuit breaker through E&A's UNCO module with on premise solution
- Control Circuit breaker ON & OFF, provision for breaker On & Trip counter, last 20 trips date & time stamp with on premise solution
- Email & SMS notification

- SmartComm EMS license ordering is based on number of nodes i.e meters / UNCO module to be connected in the system.

Please scan the QR code and fill in the details on the webpage (www.Intebg.com/ems) to schedule a demo of SmartComm EMS to get started on your Energy Management journey.

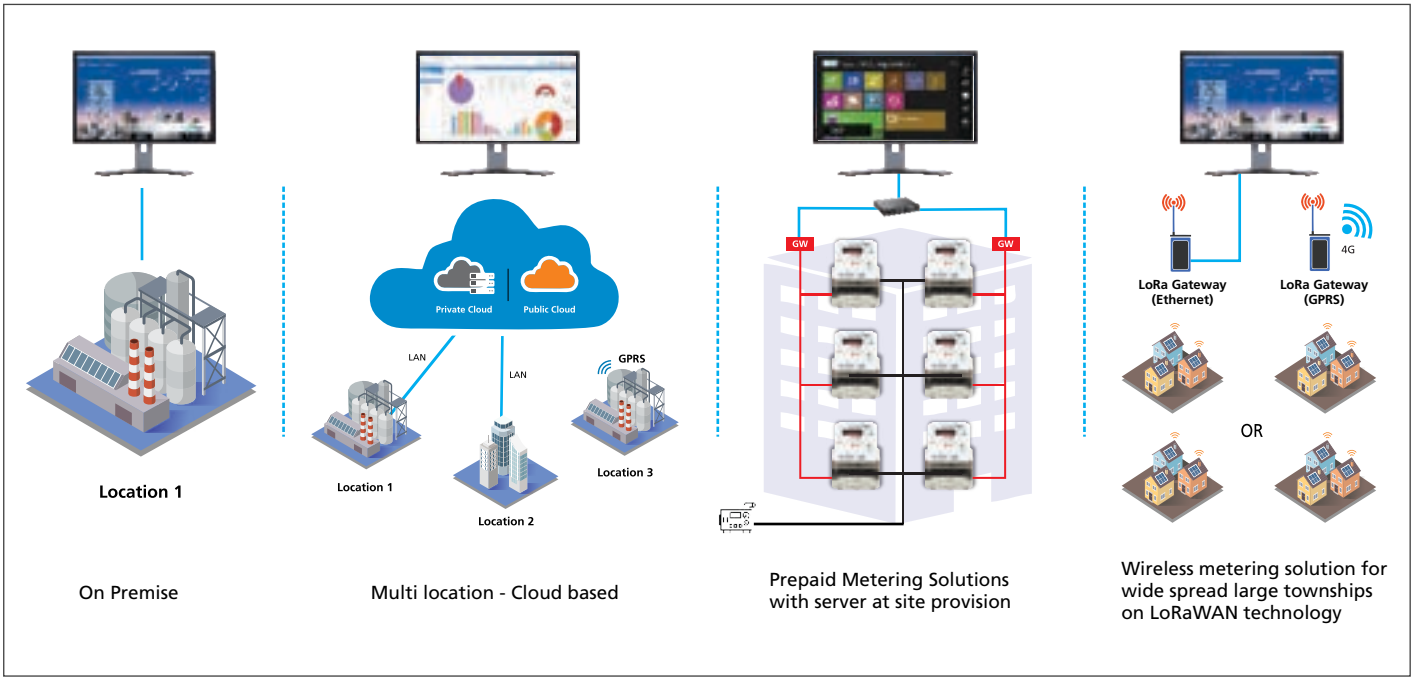

On Premise

Multi location - Cloud based

Prepaid Metering Solutions with server at site provision

Wireless metering solution for wide spread large townships on LoRaWAN technology

Please contact nearest branch office for optimal Energy Monitoring Solution and network architecture with SmartComm EMS software.

Indersons, ND 27, PH: 0114724 3000, sales@indersonsindia.com

AC Drive Solutions from L&T Electrical & Automation

Based on experience. Backed by commitment.

Hx2000 | HVAC Drive

Hx2000 AC drive adds a new dimension to our AC Drive Solutions.

Built to stringent quality standards, the Hx2000 is tested and certified to meet global benchmarks, thus giving you the assurance of total reliability.

It sets the standard for the drive industry by introducing Innovative Energy Reduction, Environment friendly features for HVAC System that incorporates the outstanding energy saving benefits for Fans & Pump application.

Range: 0.75kW to 90kW

Features:

- Built-in RTC for Scheduling
- Built-in EMC filter as default (C3)
- Built-in 4 PID (1 Main & 3 EPID)
- Multiple-Motor Control (1 main motor and 5 auxiliary motors)
- Built-in Payback Counter
- Pump Clean Control
- V/F, Slip Compensation
- Fire Mode
- Flow Compensation
- Password Protection
- Built-in RS485 Communication for HVAC - BACnet, Modbus-RTU, Metasys N2
- Lubrication Control
- Dry Pump Detection
- Global Compliant- UL Plenum Rated, CE

Customer Interaction Center (CIC)
BSNL / MTNL (toll free): 1800 233 5858 Reliance (toll free): 1800 200 5858
Tel: 022 6774 5858 Email: cic@Lntebg.com Web: www.Lntebg.com

Indersons, ND 27, PH: 0114724 3000, sales@indersonsindia.com

Nx2000+

High on compactness, Higher on functionality

- Complying to IEC 61800 - 3 Standard
- Reduced electrical noise and more immune to external noise

- LTOP-DOP-52 : Easy to mount on panel door
- Comes with 3 metre cable

- 2 Nos Multifunctional Relay Output
- Rating: 250VAC/30VDC-1A

- Easy to fix
- Allows quick installation for side by side mounting

Fx2000

Internally mounted PLC optional module

- Digital Points: 6 Nos (NPN/PNP))
- Digital Output points: 4 Nos (Relay)
- RS-232 port to download program from KGLWIN
- RS485 (Modbus-RTU) port for Master/Slave Configuration
- 2 Nos LED indication (Green: RUN LED, Red: ERROR LED)
- 3 step switch for RUN, PAU/REM, STOP
- Built-in RTC (Real Time Clock) for various Clock functions
- Data of latch area and RTC data through using CR2032 lithium battery

New Series *Nx2000* & *Nx2000+*

- Range: 0.2 kW to 11 kW
- Simplified sensorless vector control
- Built-in EMC filter to meet IEC 61800-3
- Built-in Potentiometer
- DIN Rail mounting for Side-by-Side installation
- Built-in PID
- Built-in Brake Control
- Conformal Coating complying to IEC 60721-3-3 class 3C3 Avg.
- Built-in RS485 Modbus RTU
- Interface:
  Nx2000: 5DI, 2DO (R), 2AI (V & V/I), 1AO (V)
  Nx2000+: 5DI, 2DO (R), 2AI (V & I), 1AO (V)

Input Voltage	Description	Cat. No.	M.R.P. (₹) Per Unit
Single Phase 230VAC	Nx2000 230V 1Ph Drive 0.20 kW (HD)	**LTVF-N101P4BAA**	*
	Nx2000 230V 1Ph Drive 0.40 kW (HD)	**LTVF-N102P4BAA**	*
	Nx2000 230V 1Ph Drive 0.75 kW (HD)	**LTVF-N104P2BAA**	*
	Nx2000 230V 1Ph Drive 1.50 kW (HD)	**LTVF-N107P5BAA**	*
	Nx2000 230V 1Ph Drive 2.20 kW (HD)	**LTVF-N110P0BAA**	*
Three Phase 230VAC	Nx2000+ 230V Drive 0.40kW(HD)/0.75kW(ND)	**LTVF-N203P1BAA**	*
	Nx2000+ 230V Drive 0.75kW(HD)/1.50kW(ND)	**LTVF-N206P0BAA**	*
	Nx2000+ 230V Drive 1.50kW(HD)/2.20kW(ND)	**LTVF-N209P6BAA**	*
	Nx2000+ 230V Drive 2.20kW(HD)/3.70kW(ND)	**LTVF-N212P0BAA**	*
	Nx2000+ 230V Drive 4.00kW(HD)/5.50kW(ND)	**LTVF-N218P0BAA**	*
	Nx2000+ 230V Drive 5.50kW(HD)/7.50kW(ND)	**LTVF-N230P0BAA**	*
	Nx2000+ 230V Drive 7.50kW(HD)/11.0kW(ND)	**LTVF-N240P0BAA**	*
Three Phase 415VAC	Nx2000+ 415V Drive 0.40kW(HD)/0.75kW(ND)	**LTVF-N402P0BAA**	*
	Nx2000+ 415V Drive 0.75kW(HD)/1.50kW(ND)	**LTVF-N403P1BAA**	*
	Nx2000+ 415V Drive 1.50kW(HD)/2.20kW(ND)	**LTVF-N405P1BAA**	*
	Nx2000+ 415V Drive 2.20kW(HD)/3.70kW(ND)	**LTVF-N406P9BAA**	*
	Nx2000+ 415V Drive 4.00kW(HD)/5.50kW(ND)	**LTVF-N410P0BAA**	*
	Nx2000+ 415V Drive 5.50kW(HD)/7.50kW(ND)	**LTVF-N416P0BAA**	*
	Nx2000+ 415V Drive 7.50kW(HD)/11.0kW(ND)	**LTVF-N423P0BAA**	*

Note: * For prices please contact nearest branch office

Smart Series *Sx2000*

- Range: 0.75kW to 90kW
- Starting Torque: 150% at 3 Hz for V/F, 200% at 0.5Hz for Sensorless Vector Control
- Built-in Brake Control
- Built-in PLC functionality
- Peer to Peer Communication to share I/O's
- Conformal Coating complying to IEC 60721-3-3 Class 3C3 Avg.
- Built-in RS485 Modbus RTU
- Component Life Monitor
- Built-in Braking Chopper till 30kW ND
- Interface :
  Upto 30kW ND: 7DI, 2DO (R+T), 2AI (V & V/I), 1AO (V/I)
  From 37kW ND: 7DI, 3DO (2R+T), 2AI (V & V/I), 2AO (V & V/I)

Input Voltage	Description	Cat. No.	M.R.P. (₹) Per Unit
Single Phase 230Vac	Sx2000 VVVF 230V 1Ph Drive 0.40 kW (HD) / 0.75 kW (ND)	**LTVF-S10003BAA**	*
	Sx2000 VVVF 230V 1Ph Drive 0.75 kW (HD) / 1.5 kW (ND)	**LTVF-S10006BAA**	*
	Sx2000 VVVF 230V 1Ph Drive 1.5 kW (HD) / 2.20 kW (ND)	**LTVF-S10010BAA**	*
	Sx2000 VVVF 230V 1Ph Drive 2.2 kW (HD) / 3.70 kW (ND)	**LTVF-S10012BAA**	*
Three Phase 230Vac	Sx2000 VVVF 230V 3Ph Drive 0.40 kW (HD) / 0.75 kW (ND)	**LTVF-S20003BAA**	*
	Sx2000 VVVF 230V 3Ph Drive 0.75 kW (HD) / 1.5 kW (ND)	**LTVF-S20006BAA**	*
	Sx2000 VVVF 230V 3Ph Drive 1.5 kW (HD) / 2.20 kW (ND)	**LTVF-S20010BAA**	*
	Sx2000 VVVF 230V 3Ph Drive 2.2 kW (HD) / 3.70 kW (ND)	**LTVF-S20012BAA**	*
	Sx2000 VVVF 230V 3Ph Drive 4.0 kW (HD) / 5.5 kW (ND)	**LTVF-S20018BAA**	*
	Sx2000 VVVF 230V 3Ph Drive 5.5 kW (HD) / 7.5 kW (ND)	**LTVF-S20030BAA**	*
	Sx2000 VVVF 230V 3Ph Drive 7.5 kW (HD) / 11 kW (ND)	**LTVF-S20040BAA**	*
	Sx2000 VVVF 230V 3Ph Drive 11 kW (HD) / 15 kW (ND)	**LTVF-S20056BAA**	*
	Sx2000 VVVF 230V 3Ph Drive 15 kW (HD) / 18.5 kW (ND)	**LTVF-S20069BAA**	*
Three Phase 415Vac	Sx2000 VVVF 415V Drive 0.40 kW (HD) / 0.75 kW (ND)	**LTVF-S40002BAA**	*
	Sx2000 VVVF 415V Drive 0.75 kW (HD) / 1.50 kW (ND)	**LTVF-S40003BAA**	*
	Sx2000 VVVF 415V Drive 1.50 kW (HD) / 2.20 kW (ND)	**LTVF-S40005BAA**	*
	Sx2000 VVVF 415V Drive 2.20 kW (HD) / 3.7 kW (ND)	**LTVF-S40007BAA**	*
	Sx2000 VVVF 415V Drive 4.00 kW (HD) / 5.50 kW (ND)	**LTVF-S40010BAA**	*
	Sx2000 VVVF 415V Drive 5.50 kW (HD) / 7.50 kW (ND)	**LTVF-S40016BAA**	*
	Sx2000 VVVF 415V Drive 7.50 kW (HD) / 11.0 kW (ND)	**LTVF-S40023BAA**	*
	Sx2000 VVVF 415V Drive 11.0 kW (HD) / 15.0 kW (ND)	**LTVF-S40030BAA**	*
	Sx2000 VVVF 415V Drive 15.0 kW (HD) / 18.5 kW (ND)	**LTVF-S40038BAA**	*
	Sx2000 VVVF 415V Drive 18.5 kW (HD) / 22.0 kW (ND)	**LTVF-S40044BAA**	*
	Sx2000 VVVF 415V Drive 22.0 kW (HD) / 30.0 kW (ND)	**LTVF-S40058BAA**	*
	Sx2000 VVVF 415V Drive 30.0 kW (HD) / 37.0 kW (ND)	**LTVF-S40075BAA**	*
	Sx2000 VVVF 415V Drive 37.0 kW (HD) / 45.0 kW (ND)	**LTVF-S40091BAA**	*
	Sx2000 VVVF 415V Drive 45.0 kW (HD) / 55.0 kW (ND)	**LTVF-S40107BAA**	*
	Sx2000 VVVF 415V Drive 55.0 kW (HD) / 75.0 kW (ND)	**LTVF-S40142BAA**	*
	Sx2000 VVVF 415V Drive 75.0 kW (HD) / 90.0 kW (ND)	**LTVF-S40169BAA**	*

Note:

* For prices please contact nearest branch office
Drives are covered under HS code 8504 40 90 and are charged at 18% GST.

Indersons, ND 27, PH: 0114724 3000, sales@indersonsindia.com

Smart Series *Sx2000* IP66

- Range: 0.40 to 22kW (HD)
- V/F, Slip Compensation, Sensorless Vector Control
- Starting Torque: 150% at 3Hz for V/F, 200% at 0.5Hz for Sensorless Vector Control
- Conformal Coating complying to IEC 60721-3-3, Class 3C3 Avg.
- Built-in RS485 Modbus
- Peer to Peer communication to share I/Os
- Built-in Brake Control
- Built-in PLC functionality
- Component Life Monitor
- Built-in PID
- Built-in Braking Chopper
- Interface: 5DI, 2DO (R+T), 2AI (V & V/I), 1AO (V/I)

Input Voltage	Description	Cat. No.	M.R.P. (₹) Per Unit
Three Phase 415Vac	Sx2000 VVVF 415V IP66 Drive 0.40 kW (HD)	**LTVF-S40001XAA**	*
	Sx2000 VVVF 415V IP66 Drive 0.75 kW (HD)	**LTVF-S40003XAA**	*
	Sx2000 VVVF 415V IP66 Drive 1.50 kW (HD)	**LTVF-S40004XAA**	*
	Sx2000 VVVF 415V IP66 Drive 2.20 kW (HD)	**LTVF-S40006XAA**	*
	Sx2000 VVVF 415V IP66 Drive 4.00 kW (HD	**LTVF-S40009XAA**	*
	Sx2000 VVVF 415V IP66 Drive 5.50 kW (HD)	**LTVF-S40012XAA**	*
	Sx2000 VVVF 415V IP66 Drive 7.50 kW (HD)	**LTVF-S40016XAA**	*
	Sx2000 VVVF 415V IP66 Drive 11.0 kW (HD)	**LTVF-S40024XAA**	*
	Sx2000 VVVF 415V IP66 Drive 15.0 kW (HD)	**LTVF-S40030XAA**	*
	Sx2000 VVVF 415V IP66 Drive 18.5 kW (HD)	**LTVF-S40039XAA**	*
	Sx2000 VVVF 415V IP66 Drive 22.0 kW (HD)	**LTVF-S40045XAA**	*

Note: * For prices please contact nearest branch office

Flexi Series *Fx2000*

- Range: 0.75kW to 375kW (HD)
- Ideal for Heavy Duty Applications - Crane, Winder, Textile Application, Plastic extruders
- Starting Torque: 250% at 0Hz for Closed Loop Vector Control
- Overload Capacity: 200% for 3 sec and 150% for 1 min
- Built-in Crane function
- Optional Smart PLC Card
- Conformal Coating complying to IEC 60721-3-3 Class 3C3 Avg.
- Built-in RS485 Modbus RTU
- Built-in DC Reactor from 22kW to 220kW HD
- Built-in Braking Chopper till 22kW HD
- Interface : 8DI, 3DO (2R+1T), 2AI (V & I), 2AO (V & I)

Input Voltage	Description	Cat. No.	M.R.P. (₹) Per Unit
Three Phase 415Vac	Fx2000 VVVF 415V Drive 0.75 kW (HD) / 1.50 kW (ND)	**LTVF-F40004CAA**	*
	Fx2000 VVVF 415V Drive 1.50 kW (HD) / 2.20 kW (ND)	**LTVF-F40006CAA**	*
	Fx2000 VVVF 415V Drive 2.20 kW (HD) / 3.70 kW (ND)	**LTVF-F40008CAA**	*
	Fx2000 VVVF 415V Drive 3.70 kW (HD) / 4.00 kW (ND)	**LTVF-F40012CAA**	*
	Fx2000 VVVF 415V Drive 5.50 kW (HD) / 7.50 kW (ND)	**LTVF-F40016CAA**	*
	Fx2000 VVVF 415V Drive 7.50 kW (HD) / 11.0 kW (ND)	**LTVF-F40024CAA**	*
	Fx2000 VVVF 415V Drive 11.0 kW (HD) / 15.0 kW (ND)	**LTVF-F40030CAA**	*
	Fx2000 VVVF 415V Drive 15.0 kW (HD) / 18.5 kW (ND)	**LTVF-F40039CAA**	*
	Fx2000 VVVF 415V Drive 18.5 kW (HD) / 22.0 kW (ND)	**LTVF-F40045CAA**	*
	Fx2000 VVVF 415V Drive 22.0 kW (HD) / 30.0 kW (ND)	**LTVF-F40061CAA**	*
	Fx2000 VVVF 415V Drive 30.0 kW (HD) / 37.0 kW (ND)	**LTVF-F40075CAA**	*
	Fx2000 VVVF 415V Drive 37.0 kW (HD) / 45.0 kW (ND)	**LTVF-F40091CAA**	*
	Fx2000 VVVF 415V Drive 45.0 kW (HD) / 55.0 kW (ND)	**LTVF-F40110CAA**	*
	Fx2000 VVVF 415V Drive 55.0 kW (HD) / 75.0 kW (ND)	**LTVF-F40152CAA**	*
	Fx2000 VVVF 415V Drive 75.0 kW (HD) / 90.0 kW (ND)	**LTVF-F40183CAA**	*
	Fx2000 VVVF 415V Drive 90.0 kW (HD) / 110 kW (ND)	**LTVF-F40223AAA**	*
	Fx2000 VVVF 415V Drive 110 kW (HD) / 132 kW (ND)	**LTVF-F40264AAA**	*
	Fx2000 VVVF 415V Drive 132 kW (HD) / 160 kW (ND)	**LTVF-F40325AAA**	*
	Fx2000 VVVF 415V Drive 160 kW (HD) / 185 kW (ND)	**LTVF-F40370AAA**	*
	Fx2000 VVVF 415V Drive 185 kW (HD) / 220 kW (ND)	**LTVF-F40432AAA**	*
	Fx2000 VVVF 415V Drive 220 kW (HD) / 285 kW (ND)	**LTVF-F40547AAA**	*
	Fx2000 VVVF 415V Drive 285 kW (HD) / 315 kW (ND)	**LTVF-F40613AAA**	*
	Fx2000 VVVF 415V Drive 315 kW (HD) / 375 kW (ND)	**LTVF-F40731AAA**	*
	Fx2000 VVVF 415V Drive 375 kW (HD) / 450 kW (ND)	**LTVF-F40877AAA**	*

Note:

* For prices please contact nearest branch office
Drives are covered under HS code 8504 40 90 and are charged at 18% GST.

Indersons, ND 27, PH: 0114724 3000, sales@indersonsindia.com

AC Drives [8504]

HVAC Series *Hx2000*

- Range: 0.75 to 90kW
- V/F, Slip Compensation
- Built-in RTC for Scheduling
- Built-in EMC filter class C3
- Password Protection
- Multi-motor Control
- Built-in Payback Counter
- Dry Pump Detection
- Built-in 4 PID (1 Main & 3 EPID)
- Built-in RS485 Communication, BACnet, Modbus-RTU, Metasys N2
- Global Specification Compliant - CE, UL (Plenum Rated)
- Conformal Coating complying to IEC 60721-3-3, Class 3C2 (3C3 Avg.)
- Interface: 7DI, 6DO (5R+1T), 2AI (V & V/I), 2AO (V & V/I)

Input Voltage	Description	Cat. No.	M.R.P. (₹) Per Unit
Three Phase 415Vac	Hx2000 VVVF 415V Drive 0.75 kW (ND)	**LTVF-H40002BAA**	*
	Hx2000 VVVF 415V Drive 1.50 kW (ND)	**LTVF-H40004BAA**	*
	Hx2000 VVVF 415V Drive 2.20 kW (ND)	**LTVF-H40006BAA**	*
	Hx2000 VVVF 415V Drive 3.7 kW (ND)	**LTVF-H40008BAA**	*
	Hx2000 VVVF 415V Drive 5.50 kW (ND)	**LTVF-H40012BAA**	*
	Hx2000 VVVF 415V Drive 7.50 kW (ND)	**LTVF-H40016BAA**	*
	Hx2000 VVVF 415V Drive 11.0 kW (ND)	**LTVF-H40024BAA**	*
	Hx2000 VVVF 415V Drive 15.0 kW (ND)	**LTVF-H40030BAA**	*
	Hx2000 VVVF 415V Drive 18.5 kW (ND)	**LTVF-H40038BAA**	*
	Hx2000 VVVF 415V Drive 22.0 kW (ND)	**LTVF-H40045BAA**	*
	Hx2000 VVVF 415V Drive 30.0 kW (ND)	**LTVF-H40061BAA**	*
	Hx2000 VVVF 415V Drive 37.0 kW (ND)	**LTVF-H40075BAA**	*
	Hx2000 VVVF 415V Drive 45.0 kW (ND)	**LTVF-H40091BAA**	*
	Hx2000 VVVF 415V Drive 55.0 kW (ND)	**LTVF-H40107BAA**	*
	Hx2000 VVVF 415V Drive 75.0 kW (ND)	**LTVF-H40142BAA**	*
	Hx2000 VVVF 415V Drive 90.0 kW (ND)	**LTVF-H40169BAA**	*

Note: * For prices please contact nearest branch office

Accessories for AC Drives [8504]

Drive Model	Description	Cat. No.	M.R.P. (₹) Per Unit
Nx2000	Nx2000 Remote Keypad with 3m cable	**LTOP-DOP-51**	*
Nx2000+	Nx2000+ Remote Keypad with 3m cable	**LTOP-DOP-52**	*
	CANOpen Comm Card for Nx2000+	**LTCI-CAN-NP**	*
	Eth.IP/Mod.TCP/RAPIEnet Opt for Nx2000+	**LTCI-ETH-NP**	*
	Profibus-DP Comm Card for Nx2000+	**LTCI-PDP-NP**	*
Sx2000	Sx2000 Remote Keypad with 3m cable	**LTOP-DOP-150**	*
	LCD Digital Operator	**LTOP-DOP-200**	*
	I/O Expansion Card for Sx2000	**LTIO-EXP-S**	*
	CANOpen Communication card	**LTCI-CAN-S**	*
	Profibus-DP Communication card	**LTCI-PDP-S.**	*
	Profinet option card for Sx2000	**LTCI-PFN-S**	*
	Ethernet IP - Modbus TCP Communication card	**LTCI-ETH-S.**	*
Fx2000	LCD Digital Operator	**LTOP-DOP-200**	*
	I/O Expansion Card 1 for Fx2000	**LTIO-EX1-F**	*
	I/O Expansion Card 2 for Fx2000	**LTIO-EX2-F**	*
	Synchronization Option Card	**LTCN-SYN-F**	*
	Position control option card for Fx2000	**LTCN-PCN-F**	*
	Incremental card for Open collector and Line Driver Encoder	**LTEN-INC-F**	*
	Application Development PLC Option card	**LTAD-PLC-F**	*
	Profibus-DP Communication Interface card	**LTCI-PDP-F**	*
	Profinet option card for Fx2000	**LTCI-PFN-F**	*
	CANOpen Communication Interface card	**LTCI-CAN-F**	*
	DeviceNet Communication Interface card	**LTCI-DEN-F**	*
	Ethernet IP/Modbus TCP Communication Interface card	**LTCI-ETH-F**	*
Hx2000	I/O Expansion Card for Hx2000	**LTIO-EXP-H**	*
	I/O Expansion Card 2 for Hx2000	**LTIO-EXP2-H**	*
DBU for Sx2000, Fx2000	Dynamic Braking Unit for 11 - 15kW	**LTDBU-0150-4**	*
	Dynamic Braking Unit for 18.5 - 22kW	**LTDBU-0220-4**	*
	Dynamic Braking Unit for 30 - 37kW	**LTDBU-0370-4**	*
	Dynamic Braking Unit for 45 - 55kW	**LTDBU-0550-4**	*
	Dynamic Braking Unit for 75kW	**LTDBU-0750-4**	*
	Dynamic Braking Unit for 75kW 100% ED	**LTDBU-075H-4**	*
	Dynamic Braking Unit for 220 - 375kW	**LTDBU-2200-4**	*

Note:
* For prices please contact nearest branch office
Drives are covered under HS code 8504 40 90 and are charged at 18% GST.

Indersons, ND 27, PH: 0114724 3000, sales@indersonsindia.com

Integrate your pumping solution with **EMX4** soft starters streamlined setup process

PRODUCT RANGE: 24A to 1250A

Features :

- Inbuilt Real Time Clock (RTC)
- Compact Design - Saves valuable space in panel
- On-board USB provides quick setup and backup
- Extensive voltage range - 200VAC to 525VAC, 380VAC to 690VAC
- IE3 Compatible and 99% energy efficient when running
- Smart cards Analog output Optional features for advanced applications
- Communication options: DeviceNet, Ethernet/IP, Modbus RTU, Modbus TCP, Profibus, Profinet

Customer Interaction Center (CIC)
BSNL / MTNL (toll-free): 1800 233 5858 Reliance (toll-free): 1800 200 5858
Tel: 022 6774 5858 Email: cic@Lntebg.com Web: www.Lntebg.com

EMX4e Soft Starters

- Range: 24A to 580A
- Built in bypass contactor
- Compact & Flexible Design
- Screw-less design for easy and fast servicing
- USB port for easy and fast commissioning and data extraction
- Full graphical display with multi-languages support
- Built-in Simulation Mode
- 384 event logs
- Communication options available
- Fire Mode Function
- Starts per hour count

Description	Cat. No.	M.R.P. (₹) Per Unit	Bypass Contactor
EMX4e, 24A, Main 200-525Vac, CTR 110-240Vac	**EMX4e-0024B-511**	*	Built - In
EMX4e, 42A, Main 200-525Vac, CTR 110-240Vac	**EMX4e-0042B-511**	*	
EMX4e, 52A, Main 200-525Vac, CTR 110-240Vac	**EMX4e-0052B-511**	*	
EMX4e, 64A, Main 200-525Vac, CTR 110-240Vac	**EMX4e-0064B-511**	*	
EMX4e, 69A, Main 200-525Vac, CTR 110-240Vac	**EMX4e-0069B-511**	*	
EMX4e, 105A, Main 200-525Vac, CTR 110-240Vac	**EMX4e-0105B-511**	*	
EMX4e, 115A, Main 200-525Vac, CTR 110-240Vac	**EMX4e-0115B-511**	*	
EMX4e, 135A, Main 200-525Vac, CTR 110-240Vac	**EMX4e-0135B-511**	*	
EMX4e, 184A, Main 200-525Vac, CTR 110-240Vac	**EMX4e-0184B-511**	*	
EMX4e, 200A, Main 200-525Vac, CTR 110-240Vac	**EMX4e-0200B-511**	*	
EMX4e, 229A, Main 200-525Vac, CTR 110-240Vac	**EMX4e-0229B-511**	*	
EMX4e, 250A, Main 200-525Vac, CTR 110-240Vac	**EMX4e-0250B-511**	*	
EMX4e, 352A, Main 200-525Vac, CTR 110-240Vac	**EMX4e-0352B-511**	*	
EMX4e, 397A, Main 200-525Vac, CTR 110-240Vac	**EMX4e-0397B-511**	*	
EMX4e, 410A, Main 200-525Vac, CTR 110-240Vac	**EMX4e-0410B-511**	*	
EMX4e, 550A, Main 200-525Vac, CTR 110-240Vac	**EMX4e-0550B-511**	*	
EMX4e, 580A, Main 200-525Vac, CTR 110-240Vac	**EMX4e-0580B-511**	*	

EMX4i Soft Starters

- Range: 24A to 1250A
- Built in bypass contactor
- Compact & Flexible Design
- Screw-less design for easy and fast servicing
- USB port for easy and fast commissioning and data extraction
- Full graphical display with multi-languages support
- Real time graphs of motor operating performance
- 384 event logs with time stamping
- Advanced protection system
- Communication options available
- Smart card for level controlled pump activation and pump protection
- Under Voltage / Over Voltage protection available
- Fire Mode Function
- Starts per hour count
- Power through function available
- Scheduling based on RTC

Description	Cat. No.	M.R.P. (₹) Per Unit	Bypass Contactor
EMX4i, 24A, Main 200-525Vac, CTR 110-240Vac	**EMX4i-0024B-511**	*	Built - In
EMX4i, 42A, Main 200-525Vac, CTR 110-240Vac	**EMX4i-0042B-511**	*	
EMX4i, 52A, Main 200-525Vac, CTR 110-240Vac	**EMX4i-0052B-511**	*	
EMX4i, 64A, Main 200-525Vac, CTR 110-240Vac	**EMX4i-0064B-511**	*	
EMX4i, 69A, Main 200-525Vac, CTR 110-240Vac	**EMX4i-0069B-511**	*	
EMX4i, 105A, Main 200-525Vac, CTR 110-240Vac	**EMX4i-0105B-511**	*	
EMX4i, 115A, Main 200-525Vac, CTR 110-240Vac	**EMX4i-0115B-511**	*	
EMX4i, 135A, Main 200-525Vac, CTR 110-240Vac	**EMX4i-0135B-511**	*	
EMX4i, 184A, Main 200-525Vac, CTR 110-240Vac	**EMX4i-0184B-511**	*	
EMX4i, 200A, Main 200-525Vac, CTR 110-240Vac	**EMX4i-0200B-511**	*	
EMX4i, 229A, Main 200-525Vac, CTR 110-240Vac	**EMX4i-0229B-511**	*	
EMX4i, 250A, Main 200-525Vac, CTR 110-240Vac	**EMX4i-0250B-511**	*	
EMX4i, 352A, Main 200-525Vac, CTR 110-240Vac	**EMX4i-0352B-511**	*	
EMX4i, 397A, Main 200-525Vac, CTR 110-240Vac	**EMX4i-0397B-511**	*	
EMX4i, 410A, Main 200-525Vac, CTR 110-240Vac	**EMX4i-0410B-511**	*	
EMX4i, 550A, Main 200-525Vac, CTR 110-240Vac	**EMX4i-0550B-511**	*	
EMX4i, 580A, Main 200-525Vac, CTR 110-240Vac	**EMX4i-0580B-511**	*	
EMX4i, 835A, Main 200-525Vac, CTR 110-240Vac	**EMX4i-0835B-511**	*	
EMX4i, 940A, Main 200-525Vac, CTR 110-240Vac	**EMX4i-0940B-511**	*	
EMX4i, 1070A, Main 200-525Vac, CTR 110-240Vac	**EMX4i-1070B-511**	*	
EMX4i, 1230A, Main 200-525Vac, CTR 110-240Vac	**EMX4i-1230B-511**	*	
EMX4i, 1250A, Main 200-525Vac, CTR 110-240Vac	**EMX4i-1250B-511**	*	
EMX4i, 735A, Main 200-525Vac, CTR 110-240Vac	**EMX4i-0735C-511**	*	External bypass contactor (AC1 rating)
EMX4i, 830A, Main 200-525Vac, CTR 110-240Vac	**EMX4i-0830C-511**	*	
EMX4i, 1025A, Main 200-525Vac, CTR 110-240Vac	**EMX4i-1025C-511**	*	
EMX4i, 1170A, Main 200-525Vac, CTR 110-240Vac	**EMX4i-1170C-511**	*	$ All protections remain active during bypass operation
EMX4i, 1220A, Main 200-525Vac, CTR 110-240Vac	**EMX4i-1220C-511**	*	

Ordering Information for **EMX4** Soft Starter

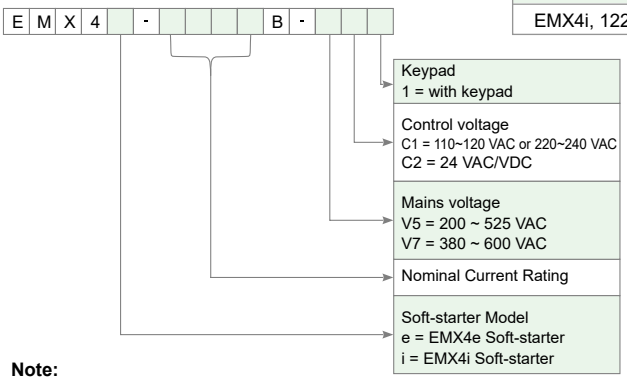

Note:

***** For prices please contact nearest branch office
Soft Starters are covered under HS code 8504 40 90 and are charged at 18% GST.

We recommend the use of :

1. Line Contactor : This will isolate and protect the soft starter SCR's from any voltage transient while it's not in operation.
2. Semiconductor fuses : This will protect the starter SCR's during starting and stopping states from current transient's and excess I^2T.

Indersons, ND 27, PH: 0114724 3000, sales@indersonsindia.com

CSX Soft Starters

Motor kW	Cat. No.	M.R.P. (₹) Per Unit
7.5	**CSX-007-41**	*
15	**CSX-015-41**	*
18	**CSX-018-41**	*
22	**CSX-022-41**	*
30	**CSX-030-41**	*
37	**CSX-037-41**	*
45	**CSX-045-41**	*
55	**CSX-055-41**	*
75	**CSX-075-41**	*
90	**CSX-090-41**	*
110	**CSX-110-41**	*

CSXi Soft Starters

Motor kW	Cat. No.	M.R.P. (₹) Per Unit
7.5	**CSXi-007-41**	*
15	**CSXi-015-41**	*
18	**CSXi-018-41**	*
22	**CSXi-022-41**	*
30	**CSXi-030-41**	*
37	**CSXi-037-41**	*
45	**CSXi-045-41**	*
55	**CSXi-055-41**	*
75	**CSXi-075-41**	*
90	**CSXi-090-41**	*
110	**CSXi-110-41**	*

Note:

***** For prices please contact nearest branch office

The above CSX & CSXi ratings are based on 400% starting current, 10 starts per hour up to 30kW & 6 starts per hour for 37kW & above, 6 seconds starting time and ambient temperature of 45°C.

For proper sizing of soft starter based on the application parameters please use Winstart Software.

Ordering Information for **CSX** Series Soft Starter

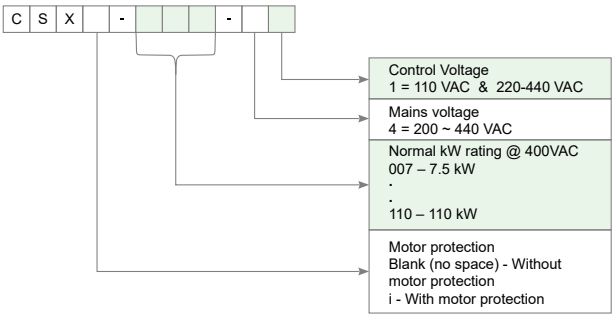

Optional Modules/Cards for CSX / CSXi / EMX4

Description	Cat. No.	M.R.P. (₹) Per Unit
Modbus Interface	**PIM-MB-01**	*
Profibus Interface	**PIM-PB-01**	*
DeviceNet Interface	**PIM-DN-01**	*
USB Interface	**PIM-USB-01**	*
Modbus TCP Module	**PIM-MT-01**	*
Ethernet IP Module	**PIM-EI-01**	*
Profinet Module	**PIM-PN-01**	*
DeviceNet Card, EMX4	**PIC-DN-01**	*
Ethernet IP Card, EMX4	**PIC-EI-01**	*
Modbus RTU Card, EMX4	**PIC-MB-01**	*
Modbus TCP Card, EMX4	**PIC-MT-01**	*
Profibus Card, EMX4	**PIC-PB-01**	*
Profinet Card, EMX4	**PIC-PN-01**	*
Remote Keypad Card, EMX4	**PIC-RC-01**	*
Remote Keypad Card & Keypad EMX4	**PIC-RC-02**	*
Remote Keypad with cable & mounting kit, EMX4	**PIC-RK-01**	*
Smart Control Card Pump Application, EMX4	**SCC-PC-01**	*
Ground Fault + Ethernet IP Card EMX4	**PIC-EI-02**	*
Ground Fault + Modbus RTU Card EMX4	**PIC-MB-02**	*
Ground Fault + Modbus TCP Card EMX4	**PIC-MT-02**	*
Ground Fault + Profinet Card EMX4	**PIC-PN-02**	*

CSX Soft Starters : For Standard Applications

- Inbuilt Bypass Contactor
- Soft Start / Soft Stop
- Compact
- Complements existing motor protection
- Truly plug & play
- Communication options available

CSXi Soft Starters : For standard applications

- Inbuilt Bypass Contactor
- Soft start / Soft stop / Adjustable current limit
- Essential motor protections against
  - Overload
  - Single phasing
  - Instantaneous overcurrent
  - Phase sequence reversal
  - Abnormality in supply
  - Unbalanced current
- Thermistor protection through PTC
- Excess start time setting
- Communication options available
- PC Interface as optional

We recommend the use of :

1. Line Contactor : This will isolate and protect the soft starter SCR's from any voltage transient while it's not in operation.
2. Bypass Contactor (For models without built-in bypass) : This will bypass and protect the soft starter SCR's while in running state from Current and Voltage transient's.
3. Semiconductor fuses : This will protect the starter SCR's during starting and stopping states from current transient's and excess I^2T.

Note:

EMX3 soft starters will be available till stock lasts

***** For prices please contact nearest branch office

Soft Starters are covered under HS code 8504 40 90 and are charged at 18% GST.

Indersons, ND 27, PH: 0114724 3000, sales@indersonsindia.com

Human Machine Interface

iXP2 Series

Intelligent XT Panel

iXP2 provides optimal performance for all industrial sites.

Dual-Core CPU offers high-speed communication and processing

Better performance than ever with enhanced serial communication, CPU processing, memory access and vector/raster graphic processing



Multiple interface methods to cope with the Internet of Things

Ethernet 2ch., HDMI / Audio output, USB host / device, multimedia (video)



Robust IP66 Aluminium frame

Reinforced protection against water and dust. Conforms to NEMA 4X standard.

Screen gesture

Flick to change screens.
No extra switching button is needed to change screens.

Object gesture

Select the object you want and then swipe and flick it.

Object list

• Logging trend graph • View logging history • View history alarms

Multi-touch

Use multi-touch to protect your system from undesired errors.

Dual monitor mode and extension mode

Increase your convenience by duplicating or extending your screens.



s-XT Reloaded



▶ Portrait Mode

- Vertical mounting is available
- Setting in XP-Builder: [COMMON] - [Project Property Setting]

▶ PDF Viewer

- PDF files can be displayed on XGT Panel.
- In the event of an alarm, the content of the alarm's trouble shooting can be checked on site as a PDF file.
- PDF files on an FTP sever can be displayed using a PDF viewer object.

▶ FTP Client

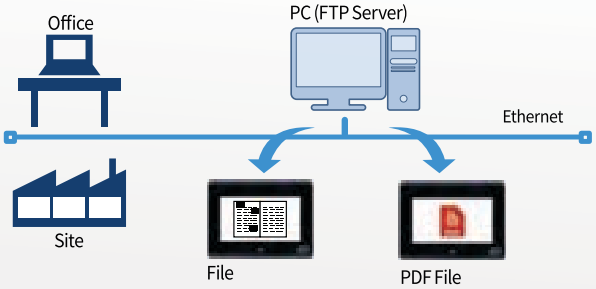

- FTP client is an object that can connect to the FTP sever, display the list of files and directories on the FTP server, and download the selected file.
- PDF files on an FTP server can be displayed using a PDF viewer object.

▶ VNC Viewer

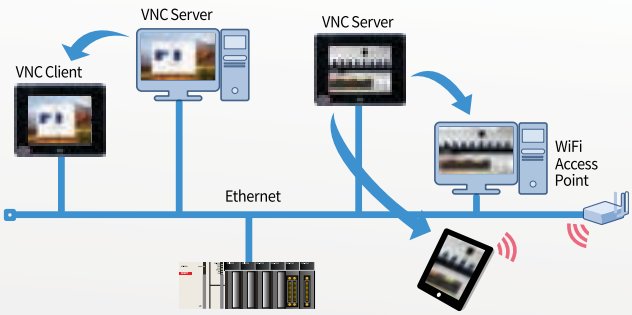

- Remotely monitoring PC or HMI using VNC Viewer is available
  - Download VNC server to HMI using XP-Manager.
  - Install a universal VNC server on your PC. (Ultra VNC, Real VNC, etc.)
- Add 'VNC Viewer' object to the project screen.

Indersons, ND 27, PH: 01147243000, sales@indersonsindia.com

PLC

Features:

- Processing speed: 0.06μs/step
- Expandable upto 10 modules
- Built-in Function: RTC, HSC, PTO, PID, Interrupt, Analog I/O
- Various communication Interface: Buit-in USB / RS-232C / RS-485 / Ethernet, optional other communication modules
- Built-in Web-server, E-mail
- EtherCAT based motion control modules with Virtual Axis
- Built-in SD Card intreface
- Smart Remote IO

Range:

- Up to 352 local I/O points
- Up to 5728 remote I/O points

HMI

Range:

- Text Display
- 4" ~ 15" TFT color LCD

Features:

- Large Memory: Upto 128MB display data and 1MB back-up memory
- Various Communication Interface: Ethernet / RS-232C / RS-422/485
- USB host and device
- SD memory card interface
- Web server / Data monitoring
- Remote controlling and monitoring
- Presence sensor (within 1m)
- Sound Output

XLB - HPL Series PLC



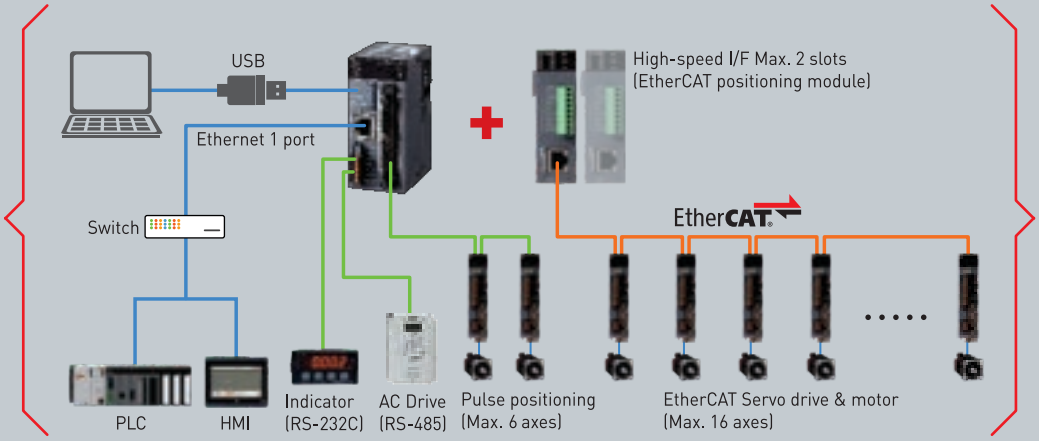

Built in Function



1 Loader USB
2 Ethernet
3 RS-485 Cnet
4 RS-232 Cnet
5 Pulse positioning (Max. 6 axes)
6 DC input 16 points
7 High-speed counter 4Ch
8 Network positioning Max. 16 axes (Option)

XLB Series PLC - CPU [8537]

- Processing speed: 0.06μs/step
- Expandable upto 10 modules
- Built-in Function: RTC, HSC, PTO, PID, Interrupt, Analog I/O
- Various communication Interface: Buit-in USB / RS-232C / RS-485 / Ethernet, optional other communication modules
- Built-in Web-server, E-mail
- EtherCAT based motion control modules with Virtual Axis
- Built-in SD Card intreface
- Smart Remote IO

Category		Description	Cat. No.	M.R.P. (₹) Per Unit
CPU	E - Series	AC 110~220V, 6P DC Input, 4P TR (NPN) output	**LTPCM-DN10E1**	*
		AC 110~220V, 6P DC Input, 4P Relay output	**LTPCM-DR10E1**	*
		AC 110~220V, 8P DC Input, 6P TR(NPN) output	**LTPCM-DN14E1**	*
		AC 110~220V, 8P DC Input, 6P Relay output	**LTPCM-DR14E1**	*
		AC 110~220V, 12P DC Input, 8P TR(NPN) output	**LTPCM-DN20E1**	*
		AC 110~220V, 12P DC Input, 8P Relay output	**LTPCM-DR20E1**	*
		AC 110~220V, 18P DC Input, 12P TR(NPN) output	**LTPCM-DN30E1**	*
		AC 110~220V, 18P DC Input, 12P Relay output	**LTPCM-DR30E1**	*
	S - Series	AC 110~220V, 12P DC Input, 8P TR(NPN) output	**LTPCM-DN20S1**	*
		AC 110~220V, 12P DC Input, 8P Relay output	**LTPCM-DR20S1**	*
		AC 110~220V, 18P DC Input, 12P TR(NPN) output	**LTPCM-DN30S1**	*
		AC 110~220V, 18P DC Input, 12P Relay output	**LTPCM-DR30S1**	*
		AC 110~220V, 24P DC Input, 16P TR(NPN) output	**LTPCM-DN40S1**	*
		AC 110~220V, 24P DC Input, 16P Relay output	**LTPCM-DR40S1**	*
		AC 110~220V, 36P DC Input, 24P TR(NPN) output	**LTPCM-DN60S1**	*
		AC 110~220V, 36P DC Input, 24P Relay Output	**LTPCM-DR60S1**	*
	U - Series	AC 110~220V, 16P DC Input, 16P TR(NPN) output	**LTPCM-DN32UB**	*
		AC 110~220V, 16P DC Input, 16P TR(NPN) output	**LTPCM-DN32UA**	*
		AC 110~220V, 16P DC Input, 16P TR(NPN) output	**LTPCM-DN32UP**	*
		DC 24V, 16P DC Input, 16P TR(NPN) output	**LTPCM-DN32UB/DC**	*
		DC 24V, 16P DC Input, 16P TR(NPN) output	**LTPCM-DN32UA/DC**	*
		DC 24V, 16P DC Input, 16P TR(NPN) output	**LTPCM-DN32UP/DC**	*
	HPL - Series	DC 24V, 16P DC Input, 16 Point TR (NPN) output	**LTPCM-DN32HPL**	*

XT Series HMI [8537]

- Large Memory: Upto 128MB display data and 1MB back-up memory
- Various Communication Interface: Ethernet / RS-232C / RS-422/485
- USB host and device
- SD memory card interface
- Web server / Data monitoring
- Remote controlling and monitoring
- Presence sensor (within 1m)
- Sound Output

Category	Description	Cat. No.	M.R.P. (₹) Per Unit
b-XT Series	4.1" Mono green LCD,DC24V	**LTOP-B04DSAA**	*
	4.1" Mono green LCD,DC24V,RTC	**LTOP-B04DSAR**	*
s-XT Series	4'' TFT, Ethernet, DC24V	**LTOP-S04EDAA**	*
	4'' TFT, Ethernet, DC24V	**LTOP-S04EDAB***	*
	7'' TFT, Ethernet, DC24V	**LTOP-S07EDAB***	*
	7'' TFT, Ethernet, DC24V, SD Card slot	**LTOP-S07EDAC****	*
	10.2'' TFT, Ethernet, DC24V	**LTOP-S10EDAB***	*
	10.2'' TFT, Ethernet, DC24V, SD card Slot	**LTOP-S10EDAC****	*
i-XT Series	8.4" TFT, Ethernet, DC24V	**LTOP-I08EDAA**	*
	10.4" TFT, Ethernet,DC12/24V	**LTOP-I10EDAA**	*
	12.1" TFT, Ethernet, DC12/24V	**LTOP-I12EDAA**	*
	15" TFT, Ethernet, DC12/24V	**LTOP-I15EDAA**	*
iXP2 Series	i-XP2 10.4" TFT,DC24V,WinCE	**LTOP-A10EDAA**	*
	i-XP2 12.1" TFT,DC24V,WinCE	**LTOP-A12EDAA**	*
	i-XP2 15" TFT,DC24V,WinCE	**LTOP-A15EDAA**	*

Note:
* Upgraded version of our s-XT series HMI
** Upgraded version with SD card slot for our existing s-XT series HMI

Indersons, ND 27, PH: 0114724 3000, sales@indersonsindia.com

Experience the robust performance of our ACCL

Single Phase ACCL

Mains rating : 30A

Genset rating : 1A to 30A

Three Phase ACCL
With MCX contactors inside

Range : 32A to 125A

CE

Settable overload current limit at DG side

Separate power consumption monitoring for Mains & Genset

Settable TPN / SPN mode for three phase and single phase DG supply

To Experience Scan or Click

Customer Interaction Center (CIC)
BSNL / MTNL (toll-free): 1800 233 5858 Reliance (toll-free): 1800 200 5858
Tel: 022 6774 5858 Email: cic@Lntebg.com Web: www.Lntebg.com

Miniature Circuit Breaker (MCB) [8536]

Range Highlights

- True contact indication for individual pole
- Label holder facility for all configurations
- Conforms to IS/IEC 60898 - 10kA
- Conforms to IEC 60947 - 2
  - 15kA C-curve till 40 A
  - 10kA C-curve for 50A, 63A
- Available in B, C & D curves
- Low watt loss - almost 50% of the values prescribed by IS/IEC 60898
- Trip free mechanism
- Design based on advanced current limiting hammer trip mechanism
- No Line-Load bias
- Suitable for accessory fitment

Rating	Modules 1 Mod = 17.5 mm	B-Curve Cat. No.	M.R.P. (₹) Per Unit	C-Curve Cat. No.	M.R.P. (₹) Per Unit	D-Curve Cat. No.	M.R.P. (₹) Per Unit
Single Pole (SP)							
0.5A	1	-	-	**BB10E50C**	**440**	**BB10E50D**	**445**
1A	1	-	-	**BB10010C**	**440**	**BB10010D**	**445**
2A	1	-	-	**BB10020C**	**440**	**BB10020D**	**445**
3A	1	-	-	**BB10030C**	**440**	**BB10030D**	**445**
4A	1	-	-	**BB10040C**	**440**	**BB10040D**	**445**
6A	1	**BB10060B**	**269**	**BB10060C**	**269**	**BB10060D**	**370**
10A	1	**BB10100B**	**269**	**BB10100C**	**269**	**BB10100D**	**370**
16A	1	**BB10160B**	**269**	**BB10160C**	**269**	**BB10160D**	**370**
20A	1	**BB10200B**	**269**	**BB10200C**	**269**	**BB10200D**	**370**
25A	1	**BB10250B**	**269**	**BB10250C**	**269**	**BB10250D**	**370**
32A	1	**BB10320B**	**269**	**BB10320C**	**269**	**BB10320D**	**370**
40A	1	**BB10400B**	**625**	**BB10400C**	**625**	**BB10400D**	**675**
50A	1	**BB10500B**	**625**	**BB10500C**	**625**	**BB10500D***	**675**
63A	1	**BB10630B**	**625**	**BB10630C**	**625**	**BB10630D***	**675**

Double Pole (DP)

0.5A	2	-	-	**BB20E50C**	**1210**	**BB20E50D**	**1230**
1A	2	-	-	**BB20010C**	**1210**	**BB20010D**	**1230**
2A	2	-	-	**BB20020C**	**1210**	**BB20020D**	**1230**
3A	2	-	-	**BB20030C**	**1210**	**BB20030D**	**1230**
4A	2	-	-	**BB20040C**	**1210**	**BB20040D**	**1230**
6A	2	**BB20060B**	**865**	**BB20060C**	**865**	**BB20060D**	**895**
10A	2	**BB20100B**	**865**	**BB20100C**	**865**	**BB20100D**	**895**
16A	2	**BB20160B**	**865**	**BB20160C**	**865**	**BB20160D**	**895**
20A	2	**BB20200B**	**865**	**BB20200C**	**865**	**BB20200D**	**895**
25A	2	**BB20250B**	**865**	**BB20250C**	**865**	**BB20250D**	**895**
32A	2	**BB20320B**	**865**	**BB20320C**	**865**	**BB20320D**	**895**
40A	2	**BB20400B**	**1400**	**BB20400C**	**1400**	**BB20400D**	**1460**
50A	2	**BB20500B**	**1400**	**BB20500C**	**1400**	**BB20500D***	**1460**
63A	2	**BB20630B**	**1400**	**BB20630C**	**1400**	**BB20630D***	**1460**

Three Pole (TP)

0.5A	3	-	-	**BB30E50C**	**1800**	**BB30E50D**	**1830**
1A	3	-	-	**BB30010C**	**1800**	**BB30010D**	**1830**
2A	3	-	-	**BB30020C**	**1800**	**BB30020D**	**1830**
3A	3	-	-	**BB30030C**	**1800**	**BB30030D**	**1830**
4A	3	-	-	**BB30040C**	**1800**	**BB30040D**	**1830**
6A	3	**BB30060B**	**1400**	**BB30060C**	**1400**	**BB30060D**	**1460**
10A	3	**BB30100B**	**1400**	**BB30100C**	**1400**	**BB30100D**	**1460**
16A	3	**BB30160B**	**1400**	**BB30160C**	**1400**	**BB30160D**	**1460**
20A	3	**BB30200B**	**1400**	**BB30200C**	**1400**	**BB30200D**	**1460**
25A	3	**BB30250B**	**1400**	**BB30250C**	**1400**	**BB30250D**	**1460**
32A	3	**BB30320B**	**1400**	**BB30320C**	**1400**	**BB30320D**	**1460**
40A	3	**BB30400B**	**2160**	**BB30400C**	**2160**	**BB30400D**	**2260**
50A	3	**BB30500B**	**2160**	**BB30500C**	**2160**	**BB30500D***	**2260**
63A	3	**BB30630B**	**2160**	**BB30630C**	**2160**	**BB30630D***	**2260**

Note: Standard Pack Quantity for MCB : SP - 12 Nos., DP - 6 Nos., TP - 4 Nos., FP - 3 Nos.

* For details, please contact nearest branch office

Indersons, ND 27, PH: 0114724 3000, sales@indersonsindia.com

Miniature Circuit Breaker (MCB) [8536]

Rating	Modules 1 Mod = 17.5 mm	B-Curve Cat. No.	M.R.P. (₹) Per Unit	C-Curve Cat. No.	M.R.P. (₹) Per Unit	D-Curve Cat. No.	M.R.P. (₹) Per Unit
Four Pole (FP)							
0.5A	4	-	-	**BB40E50C**	**2235**	**BB40E50D**	**2240**
1A	4	-	-	**BB40010C**	**2235**	**BB40010D**	**2240**
2A	4	-	-	**BB40020C**	**2235**	**BB40020D**	**2240**
3A	4	-	-	**BB40030C**	**2235**	**BB40030D**	**2240**
4A	4	-	-	**BB40040C**	**2235**	**BB40040D**	**2240**
6A	4	**BB40060B**	**1885**	**BB40060C**	**1885**	**BB40060D**	**1935**
10A	4	**BB40100B**	**1885**	**BB40100C**	**1885**	**BB40100D**	**1935**
16A	4	**BB40160B**	**1885**	**BB40160C**	**1885**	**BB40160D**	**1935**
20A	4	**BB40200B**	**1885**	**BB40200C**	**1885**	**BB40200D**	**1935**
25A	4	**BB40250B**	**1885**	**BB40250C**	**1885**	**BB40250D**	**1935**
32A	4	**BB40320B**	**1885**	**BB40320C**	**1885**	**BB40320D**	**1935**
40A	4	**BB40400B**	**2670**	**BB40400C**	**2670**	**BB40400D**	**2865**
50A	4	**BB40500B**	**2670**	**BB40500C**	**2670**	**BB40500D***	**2865**
63A	4	**BB40630B**	**2670**	**BB40630C**	**2670**	**BB40630D***	**2865**

Note: Standard Pack Quantity for MCB : SP - 12 Nos., DP - 6 Nos., TP- 4 Nos., FP - 3 Nos.
* For details, please contact nearest branch office

DC MCBs as per IEC 60947-2 [8536]

Rated Voltage:130V DC (for SP), 250V DC (for DP) with breaking capacity of 6 kA - BB Series DC MCBs

Rating	Modules 1 Mod = 17.5mm	Cat. No.	M.R.P. (₹) Per Unit
Single Pole (SP)			
0.5A	1	**BB10E5DC**	**630**
1A	1	**BB1001DC**	**630**
2A	1	**BB1002DC**	**630**
3A	1	**BB1003DC**	**630**
4A	1	**BB1004DC**	**630**
6A	1	**BB1006DC**	**545**
10A	1	**BB1010DC**	**545**
16A	1	**BB1016DC**	**545**
20A	1	**BB1020DC**	**545**
25A	1	**BB1025DC**	**545**
32A	1	**BB1032DC**	**545**
40A	1	**BB1040DC**	**715**
50A	1	**BB1050DC**	**715**
63A	1	**BB1063DC**	**715**
Double Pole (DP)			
0.5A	2	**BB20E5DC**	**1345**
1A	2	**BB2001DC**	**1345**
2A	2	**BB2002DC**	**1345**
3A	2	**BB2003DC**	**1345**
4A	2	**BB2004DC**	**1345**
6A	2	**BB2006DC**	**1180**
10A	2	**BB2010DC**	**1180**
16A	2	**BB2016DC**	**1180**
20A	2	**BB2020DC**	**1180**
25A	2	**BB2025DC**	**1180**
32A	2	**BB2032DC**	**1180**
40A	2	**BB2040DC**	**1600**
50A	2	**BB2050DC**	**1600**
63A	2	**BB2063DC**	**1600**

Rated Voltage: 250V DC (for SP), 500V DC (for DP) with breaking capacity of 10 kA - BJ Series DC MCBs

Rating	Modules 1 Mod = 17.5mm	Cat. No.	M.R.P. (₹) Per Unit
Single Pole (SP)			
0.5A	1	**BJ10E5DC**	**770**
1A	1	**BJ1001DC**	**770**
2A	1	**BJ1002DC**	**770**
3A	1	**BJ1003DC**	**770**
4A	1	**BJ1004DC**	**770**
6A	1	**BJ1006DC**	**630**
10A	1	**BJ1010DC**	**630**
16A	1	**BJ1016DC**	**630**
20A	1	**BJ1020DC**	**630**
25A	1	**BJ1025DC**	**630**
32A	1	**BJ1032DC**	**630**
40A	1	**BJ1040DC**	**870**
Double Pole (DP)			
0.5A	2	**BJ20E5DC**	**1610**
1A	2	**BJ2001DC**	**1610**
2A	2	**BJ2002DC**	**1610**
3A	2	**BJ2003DC**	**1610**
4A	2	**BJ2004DC**	**1610**
6A	2	**BJ2006DC**	**1360**
10A	2	**BJ2010DC**	**1360**
16A	2	**BJ2016DC**	**1360**
20A	2	**BJ2020DC**	**1360**
25A	2	**BJ2025DC**	**1360**
32A	2	**BJ2032DC**	**1360**
40A	2	**BJ2040DC**	**1935**

Note: Standard Pack Quantity for MCB : SP - 12 Nos., DP - 6 Nos.

Solar Combo MCBs [8536]

Description	Modules 1 Mod = 17.5mm	Cat. No.	M.R.P. (₹) Per Unit
1 AC 16A DP MCB^ + 1 DC 16A DP 500V MCB	2+2	**SC221616**	**1720**
1 AC 25A DP MCB^ + 1 DC 16A DP 500V MCB	2+2	**SC222516**	**1720**
1 AC 32A DP MCB^ + 1 DC 16A DP 500V MCB	2+2	**SC223216**	**1720**
1 AC 32A DP MCB^ + 1 DC 32A DP 500V MCB	2+2	**SC223232**	**1720**

^AC MCB with C-Curve

Indersons, ND 27, PH: 0114724 3000, sales@indersonsindia.com

Solar Combo MCBs

Complete Protection for Solar Rooftop Installations

Combo Pack

Tested for Reliable Performance

DC MCB

+

AC MCB

- [1 DP DC (500V) MCB] + [1 DP AC MCB] in a combo pack
- Provides complete protection for DC and AC sides of solar rooftop installations
- DC MCB : 10kA as per IEC 60947-2
- AC MCB : 10kA as per IS/IEC 60898-1

CE RoHS

Customer Interaction Center (CIC)
BSNL / MTNL (toll-free): 1800 233 5858 Reliance (toll-free): 1800 200 5858
Tel: 022 6774 5858 Email: cic@Lntebg.com Web: www.Lntebg.com

2 Sec Termination

1st Time in India

'Quick Connect' MCBs for faster installation

Time Saver

To Experience Scan or Click

All-Rounder RCDs

Specially designed Adi RCCBs and RCBOs ensure **Safe** and **Reliable** protection for **All Applications** in AC networks with Pulsating DC along with Harmonics

AC

Type A

Harmonics



Added Immunity

To Experience Scan or Click

Customer Interaction Center (CIC)
BSNL / MTNL (toll-free): 1800 233 5858 Reliance (toll-free): 1800 200 5858
Tel: 022 6774 5858 Email: cic@Lntebg.com Web: www.Lntebg.com

Miniature Circuit Breaker (MCB) [8536]

Auxiliary & Accessories for Exora MCBs [8538]



Description	Cat. No.	M.R.P. (₹) Per Unit
Auxiliary Contact - 6A , 240V AC, (1NO+1NC), 0.5 Mod	**BZA11006**	**845**
Shunt Release - 240V AC, 1 Mod	**BZS00240**	**2310**
Trip Alarm Contact - 6A, 240V AC, (1NO+1NC), 0.5 Mod	**BZT11006**	**990**

MCBs (Miniature Circuit Breakers): Quick Connect [8536]

- Conforms to IS/IEC 60898 - 10kA
- Available in SP, DP, TP, FP, SPN & TPN version

Rating	Module	B Curve Cat. Nos.	M.R.P. (₹) Per Unit	C Curve Cat. Nos.	M.R.P. (₹) Per Unit
Single Pole (SP)					
6A	1	**AU10Q10063B**	**315**	**AU10Q10063C**	**315**
10A	1	**AU10Q10103B**	**315**	**AU10Q10103C**	**315**
16A	1	**AU10Q10163B**	**315**	**AU10Q10163C**	**315**
20A	1	**AU10Q10203B**	**315**	**AU10Q10203C**	**315**

Note: Standard Pack Quantity for MCB : SP - 12 Nos.,

MCBs (Miniature Circuit Breakers) : 80A-125A [8536]

Range Highlights

- Short circuit Breaking Capacity - 15kA (IEC 60947-2, EN 60947-2)
- C & D Characteristics
- Available in SP, DP, TP and FP
- Suitable for Isolation
- Protection Degree - IP 20
- Availability of wide Range of Site Mountable Accessories

Rating	Module	C Curve Cat. No.	M.R.P. (₹) Per Unit	D Curve Cat. No.	M.R.P. (₹) Per Unit
Single Pole (SP)					
80A	1.5	**AU15S10803C**	**2430**	**AU15S10803D**	**2760**
100A	1.5	**AU15S11003C**	**2720**	**AU15S11003D**	**3090**
125A	1.5	**AU15S11253C**	**2925**	**AU15S11253D**	**3345**
Double Pole (DP)					
80A	3	**AU15S20803C**	**5380**	**AU15S20803D**	**6125**
100A	3	**AU15S21003C**	**5740**	**AU15S21003D**	**6530**
125A	3	**AU15S21253C**	**6315**	**AU15S21253D**	**7180**
Three Pole (TP)					
80A	4.5	**AU15S30803C**	**8490**	**AU15S30803D**	**9665**
100A	4.5	**AU15S31003C**	**9050**	**AU15S31003D**	**10290**
125A	4.5	**AU15S31253C**	**10045**	**AU15S31253D**	**11415**
Four Pole (FP)					
80A	6	**AU15S40803C**	**11085**	**AU15S40803D**	**12585**
100A	6	**AU15S41003C**	**11530**	**AU15S41003D**	**13120**
125A	6	**AU15S41253C**	**13055**	**AU15S41253D**	**14845**

RCCB (Residual Current Circuit Breaker) [8536]

Range Highlights

- Conforms to IS 12640 (Part 1) / IEC 61008-1
- RCCBs are available in DP and FP versions from 25 to 100A ratings with 30 mA, 100 mA and 300 mA sensitivity

- Truly current operated - operation even at nominal voltage
- Operates on Core Balance Current Transformer (CBCT) principle
- Advanced neutral mechanism

Rating	Sensitivity	Modules 1 Mod = 17.5 mm	Cat. No.	M.R.P. (₹) Per Unit
Double Pole (DP)				
25A	30 mA	2	**BG202503**	**3110**
	100 mA	2	**BG202510**	**3235**
	300 mA	2	**BG202530**	**3235**
40A	30 mA	2	**BG204003**	**3490**
	100 mA	2	**BG204010**	**3695**
	300 mA	2	**BG204030**	**3695**
63A	30 mA	2	**BG206303**	**4355**
	100 mA	2	**BG206310**	**4460**
	300 mA	2	**BG206330**	**4460**
100A	30 mA	2	**BG210003**	**7595**
	100 mA	2	**BG210010**	**7695**
	300 mA	2	**BG210030**	**7695**

Rating	Sensitivity	Modules 1 Mod = 17.5 mm	Cat. No.	M.R.P. (₹) Per Unit
Four Pole (FP)				
25A	30 mA	4	**BG402503**	**4110**
	100 mA	4	**BG402510**	**4220**
	300 mA	4	**BG402530**	**4220**
40A	30 mA	4	**BG404003**	**4150**
	100 mA	4	**BG404010**	**4290**
	300 mA	4	**BG404030**	**4290**
63A	30 mA	4	**BG406303**	**4695**
	100 mA	4	**BG406310**	**4920**
	300 mA	4	**BG406330**	**4920**
100A	30 mA	4	**BG410003**	**8100**
	100 mA	4	**BG410010**	**8245**
	300 mA	4	**BG410030**	**8245**

Indersons, ND 27, PH: 0114724 3000, sales@indersonsindia.com

RCCBs (Residual Current Circuit Breakers) : Type-Adi (with Added immunity) [8536]

Range Highlights

- Wide Range of Current Ratings - 25A to 100A
- Precise Sensitivities for variety of applications - from 30mA to 300mA
- 2P & 4P versions
- Suitable for Isolation
- Protection Degree - IP 20
- Availability of wide Range of Site Mountable Accessories
- Type Adi : Suitable for AC + Pulsating DC (Type A) + Harmonics

Rating	Sensitivity	Module	CAT Nos.	M.R.P. (₹) Per Unit
2P Adi				
25A	30mA	2	**AURAD202503**	**4980**
	100mA	2	**AURAD202510**	**5205**
	300mA	2	**AURAD202530**	**5205**
40A	30mA	2	**AURAD204003**	**5285**
	100mA	2	**AURAD204010**	**5370**
	300mA	2	**AURAD204030**	**5370**
63A	30mA	2	**AURAD206303**	**6180**
	100mA	2	**AURAD206310**	**6295**
	300mA	2	**AURAD206330**	**6295**
100A	30mA	2	**AURAD210003**	**9130**

Rating	Sensitivity	Module	CAT Nos.	M.R.P. (₹) Per Unit
4P Adi				
25A	30mA	4	**AURAD402503**	**6020**
	100mA	4	**AURAD402510**	**6135**
	300mA	4	**AURAD402530**	**6135**
40A	30mA	4	**AURAD404003**	**6250**
	100mA	4	**AURAD404010**	**6350**
	300mA	4	**AURAD404030**	**6350**
63A	30mA	4	**AURAD406303**	**6805**
	100mA	4	**AURAD406310**	**6945**
	300mA	4	**AURAD406330**	**6945**
100A	30mA	4	**AURAD410003**	**10840**
	300mA	4	**AURAD410030**	**10840**

Isolators [8536]

Range Highlights

- Conforms to IEC 60947-3
- Utilization category AC-22A
- Available in DP, TP and FP versions in 40A, 63A, 80A & 100A ratings

Rating	Modules 1 Mod = 17.5 mm	Cat. No.	M.R.P. (₹) Per Unit	Modules 1 Mod = 17.5 mm	Cat. No.	M.R.P. (₹) Per Unit	Modules 1 Mod = 17.5 mm	Cat. No.	M.R.P. (₹) Per Unit
	Double Pole (DP)			**Three Pole (TP)**			**Four Pole (FP)**		
40A	2	**BF204000**	**530**	3	**BF304000**	**920**	4	**BF404000**	**1190**
63A	2	**BF206300**	**680**	3	**BF306300**	**1070**	4	**BF406300**	**1245**
80A	2	**BF208000**	**865**	3	**BF308000**	**1175**	4	**BF408000**	**1395**
100A	2	**BF210000**	**905**	3	**BF310000**	**1250**	4	**BF410000**	**1505**

Note: Standard Pack Quantity for Isolator : DP - 6 Nos., TP - 4 Nos., FP - 3 Nos.

SPDs (Surge Protection Devices) [8536]

Range Highlights

- Conforms to IEC 61643-11
- Available in Type 2 and Type 1+2
- Type 2 : Protection against indirect lightning and switching surges
  - Maximum Discharge Current - Imax up to 70kA
- Type 1+2 : Protection against direct and indirect lightning surges
  - Maximum Discharge Current - Imax up to 100kA

Description	I_{max}	Configuration	Module	Cat. No.	M.R.P. (₹) Per Unit
Type 1+2, I_{imp} 12.5kA	50kA	1P+N	2	**AUSP121PN50**	**9390**
		3P+N	4	**AUSP123PN50**	**17975**
Type 2	40kA	1P+N	1	**AUSP021PN40**	**5865**
		3P+N	2	**AUSP023PN40**	**11725**
Type 2	15kA	1P+N	1	**AUSP021PN15**	**4690**
		3P+N	2	**AUSP023PN15**	**9230**
Type 1+2, I_{imp} 8kA	100kA	1P+N	2	**AUSP121PN100**	**8440**
		3P+N	4	**AUSP123PN100**	**16580**
Type 2	70kA	1P+N	2	**AUSP021PN70**	**9385**
		3P+N	4	**AUSP023PN70**	**15640**

800V Solar Application

Description	Configuration	Module	Cat. No.	M.R.P. (₹) Per Unit
Type 2, I_{max} 40kA	3P	4	**AUSP023P40-1500**	**12500**

Extend SPD life with Spare Cartridges

Description	Cat. No.	M.R.P. (₹) Per Unit
Cartridge for AUSP021PN15	**AUSC021PN15**	**2350**
Cartridge for AUSP021PN40	**AUSC021PN40**	**2930**
Cartridge for AUSP021PN70 / AUSP023PN70	**AUSC021PN70**	**3130**
Cartridge for AUSP023PN15	**AUSC023PN15**	**3075**
Cartridge for AUSP023PN40	**AUSC023PN40**	**3910**
Cartridge for AUSP121PN100 / AUSP123PN100	**AUSC121PN100**	**4690**
Cartridge for AUSP121PN50 / AUSP123PN50	**AUSC121PN50**	**5065**

Indersons, ND 27, PH: 0114724 3000, sales@indersonsindia.com

RCBOs (Residual Current Breaker with Overcurrent Protection) [8536]

Range Highlights*

- Conforms to IEC 61009-1, IS 12640-2, EN 61009-1
- Short circuit Breaking Capacity - 10kA
- Precise Sensitivities for a variety of applications
  - from 10mA to 300mA
- Suitable for Isolation
- Availability of wide Range of Site Mountable Accessories
- Available in
  - Type AC : For standard AC installations
  - Type Adi : Suitable for AC + Pulsating DC (Type A) + Harmonics



Type-AC

Rating	Sensitivity	Module	CAT Nos.	M.R.P. (₹) Per Unit
2P AC				
6A	10mA	2	**AUF3C200601**	**4605**
	30mA	2	**AUF3C200603**	**4605**
	100mA	2	**AUF3C200610**	**4705**
	300mA	2	**AUF3C200630**	**4755**
10A	10mA	2	**AUF3C201001**	**4605**
	30mA	2	**AUF3C201003**	**4605**
	100mA	2	**AUF3C201010**	**4705**
	300mA	2	**AUF3C201030**	**4755**
16A	10mA	2	**AUF3C201601**	**4605**
	30mA	2	**AUF3C201603**	**4605**
	100mA	2	**AUF3C201610**	**4705**
	300mA	2	**AUF3C201630**	**4755**
20A	30mA	2	**AUF3C202003**	**4605**
	100mA	2	**AUF3C202010**	**4705**
	300mA	2	**AUF3C202030**	**4755**
25A	30mA	2	**AUF3C202503**	**4605**
	100mA	2	**AUF3C202510**	**4705**
	300mA	2	**AUF3C202530**	**4755**
32A	30mA	2	**AUF3C203203**	**4605**
	100mA	2	**AUF3C203210**	**4705**
	300mA	2	**AUF3C203230**	**4755**
40A	30mA	2	**AUF3C204003**	**4605**
	100mA	2	**AUF3C204010**	**4705**
	300mA	2	**AUF3C204030**	**4755**
63A	30mA	4	**AUF3C206303**	**5765**
	100mA	4	**AUF3C206310**	**6115**
	300mA	4	**AUF3C206330**	**6165**
4P AC				
16A	30mA	7.5	**AUF3C401603**	**5215**
	100mA	7.5	**AUF3C401610**	**5805**
	300mA	7.5	**AUF3C401630**	**5920**
20A	30mA	7.5	**AUF3C402003**	**5215**
	100mA	7.5	**AUF3C402010**	**5805**
	300mA	7.5	**AUF3C402030**	**5920**
25A	30mA	7.5	**AUF3C402503**	**5215**
	100mA	7.5	**AUF3C402510**	**5805**
	300mA	7.5	**AUF3C402530**	**5920**
32A	30mA	7.5	**AUF3C403203**	**5385**
	100mA	7.5	**AUF3C403210**	**5810**
	300mA	7.5	**AUF3C403230**	**5935**
40A	30mA	7.5	**AUF3C404003**	**5470**
	100mA	7.5	**AUF3C404010**	**5810**
	300mA	7.5	**AUF3C404030**	**5955**
63A	30mA	7.5	**AUF3C406303**	**6555**
	100mA	7.5	**AUF3C406310**	**6675**
	300mA	7.5	**AUF3C406330**	**6675**
80A	30mA	12	**AUF3C408003**	**24935**
	100mA	12	**AUF3C408010**	**25495**
	300mA	12	**AUF3C408030**	**25495**
100A	30mA	12	**AUF3C410003**	**26660**
	100mA	12	**AUF3C410010**	**27295**
	300mA	12	**AUF3C410030**	**27295**

Type-Adi

Rating	Sensitivity	Module	CAT Nos.	M.R.P. (₹) Per Unit
2P Adi				
6A	30mA	2	**AUF3D200603**	**6100**
	100mA	2	**AUF3D200610**	**6720**
	300mA	2	**AUF3D200630**	**6970**
10A	30mA	2	**AUF3D201003**	**6100**
	100mA	2	**AUF3D201010**	**6720**
	300mA	2	**AUF3D201030**	**6970**
16A	30mA	2	**AUF3D201603**	**6100**
	100mA	2	**AUF3D201610**	**6720**
	300mA	2	**AUF3D201630**	**6970**
20A	30mA	2	**AUF3D202003**	**6100**
	100mA	2	**AUF3D202010**	**6720**
	300mA	2	**AUF3D202030**	**6970**
25A	30mA	2	**AUF3D202503**	**6100**
	100mA	2	**AUF3D202510**	**6720**
	300mA	2	**AUF3D202530**	**6970**
32A	30mA	2	**AUF3D203203**	**6100**
	100mA	2	**AUF3D203210**	**6720**
	300mA	2	**AUF3D203230**	**6970**
40A	30mA	2	**AUF3D204003**	**6100**
	100mA	2	**AUF3D204010**	**6720**
	300mA	2	**AUF3D204030**	**6970**
63A	30mA	4	**AUF3D206303**	**7440**
	100mA	4	**AUF3D206310**	**7875**
	300mA	4	**AUF3D206330**	**7940**
4P Adi				
16A	30mA	7.5	**AUF3D401603**	**6725**
	100mA	7.5	**AUF3D401610**	**7480**
	300mA	7.5	**AUF3D401630**	**7630**
20A	30mA	7.5	**AUF3D402003**	**6725**
	100mA	7.5	**AUF3D402010**	**7480**
	300mA	7.5	**AUF3D402030**	**7630**
25A	30mA	7.5	**AUF3D402503**	**6725**
	100mA	7.5	**AUF3D402510**	**7480**
	300mA	7.5	**AUF3D402530**	**7630**
32A	30mA	7.5	**AUF3D403203**	**6940**
	100mA	7.5	**AUF3D403210**	**7485**
	300mA	7.5	**AUF3D403230**	**7640**
40A	30mA	7.5	**AUF3D404003**	**7045**
	100mA	7.5	**AUF3D404010**	**7485**
	300mA	7.5	**AUF3D404030**	**7675**
63A	30mA	7.5	**AUF3D406303**	**8440**
	100mA	7.5	**AUF3D406310**	**8610**
	300mA	7.5	**AUF3D406330**	**8610**
80A	30mA	12	**AUF3D408003**	**24935**
	100mA	12	**AUF3D408010**	**25495**
	300mA	12	**AUF3D408030**	**25495**
100A	30mA	12	**AUF3D410003**	**26660**
	100mA	12	**AUF3D410010**	**27295**
	300mA	12	**AUF3D410030**	**27295**

* For technical details, please contact nearest branch office

Indersons, ND 27, PH: 0114724 3000, sales@indersonsindia.com

Single Phase - ACCL [8536]

Automatic Changeover with Current Limiter

Range Highlights

- Conforms to IEC 60947-6, IEC 60947-3
- Wide Range of Current Ratings
  - (Generator side) - 1A to 30A
  - (Electricity Board side) - 30A
- RoHS compliant

Description EB/DG	Module	CAT Nos.	M.R.P. (₹) Per Unit
New 30A/1A	4	**AUCL01030001**	**2445**
30A/1.5A	4	**AUCL010301E5**	**2445**
New 30A/2A	4	**AUCL01030002**	**2445**
30A/2.5A	4	**AUCL010302E5**	**2445**
30A/3A	4	**AUCL01030003**	**2445**
30A/4A	4	**AUCL01030004**	**2445**
30A/5A	4	**AUCL01030005**	**2445**
30A/6A	4	**AUCL01030006**	**2445**
30A/8A	4	**AUCL01030008**	**2445**
30A/10A	4	**AUCL01030010**	**2445**
30A/12A	4	**AUCL01030012**	**2445**
30A/15A	4	**AUCL01030015**	**2445**
30A/20A	4	**AUCL01030020**	**2445**
30A/30A	4	**AUCL01030030***	**2445**

* Non-current limiting variant

Three Phase - ACCL [8536]

Automatic Changeover with Current Limiter

Range Highlights

- Settable overload current limit at DG side
- Separate power consumption monitoring for Mains & Genset
- Settable overvoltage & undervoltage protection
- Settable TPN or SPN mode at DG side
- Protection against single phasing

Description (AC-1) EB/DG	Cat. No.	M.R.P. (₹) Per Unit
32A / 32A	**AUCL03032032**	**9590**
40A / 32A	**AUCL03040032**	**9880**
40A / 40A	**AUCL03040040**	**10700**
50A / 50A	**AUCL03050050**	**15240**
63A / 50A	**AUCL03063050**	**16820**
63A / 63A	**AUCL03063063**	**19050**
80A / 80A	**AUCL03080080**	**29040**
125A / 125A	**AUCL03125125**	**48880**

For 3 Phase ACCL programming video please scan the QR code or click here

Changeover Switches [8536]

Range Highlights

- Conforms to IEC 60947-3 and IS/IEC 60947-3
- Available in 3 positions (I-O-II) with centre off position
- Utilization category AC-22A

Rating	Module	Cat. No.	M.R.P. (₹) Per Unit
Double Pole			
25A	2	**AUC00202500**	**1550**
40A	2	**AUC00204000**	**2370**
63A	3	**AUC00206300**	**2760**
Four Pole			
40A	4	**AUC00404000**	**4085**
63A	6	**AUC00406300**	**4635**

Indicating Lights [8531]

Description	Module	Cat. No.	M.R.P. (₹) Per Unit
RED	1	**AUIL01RED00**	**985**
YELLOW	1	**AUIL01YEL00**	**985**
BLUE	1	**AUIL01BLU00**	**985**
GREEN	1	**AUIL01GRE00**	**985**
RED-YELLOW-BLUE	1	**AUIL01RYB00**	**1195**

Modular Contactors [8536]

Range Highlights

- Wide Range of Current Ratings:
  - 25A, 40A and 63A
- Conforms to:
  - IEC 61095, EN 61095
  - IEC 60947-4-1, EN 60947-4-1
  - IEC 60947-5-1
- Protection Degree IP 20

Description (AC-1)	Module	Cat. No.	M.R.P. (₹) Per Unit
25A-1NO	1	**AUMC1002501**	**1690**
25A-2NO	1	**AUMC2002501**	**2115**
40A-2NO	3	**AUMC2004003**	**3625**
40A-3NO	3	**AUMC3004003**	**5195**
40A-4NO	3	**AUMC4004003**	**6100**
63A-2NO+2NC	3	**AUMC2206303**	**6445**
63A-3NO	3	**AUMC3006303**	**6605**
63A-4NO	3	**AUMC4006303**	**7270**
Accessory [8538]			
Auxiliary Contact, 2NO	0.5	**AUMCAUX240**	**1625**

Accessories [8538]

All Half Module and One Module Accessories are common for 80A-125A MCBs, RCBOs and Adi RCCBs

Description	Configuration	Module	Voltage	CAT Nos.	M.R.P. (₹) Per Unit
Auxiliary Contact	1NO+1NC	0.5	240V AC, 24V DC	**AUAXAC240**	**895**
AUX/TAC*	1NO+1NC	0.5	240V AC, 24V DC	**AUATAC240**	**1050**
Undervoltage Release	-	1	240V AC	**AUUVAC240**	**2120**
	-	1	24V DC	**AUUVDC024**	**2120**
Overvoltage Release	-	1	240V AC	**AUOVAC240**	**2620**
Shunt Release	-	1	240V AC	**AUSRAC240**	**2430**
	-	1	24V DC	**AUSRDC024**	**2430**
Padlock-Suitable for Lock Hasp 3.5 - 5 mm dia. max	Suitable for 1Pole=1Mod devices: RCCBs, RCBOs, Changeover Switches up to 40A			**AUPD01**	**480**
	Suitable for 1Pole-1.5Mod devices: MCBs 80A-125A, Changeover Switch 63A			**AUPD02**	**545**

Note: Standard Pack Quantity for Padlock - 2 Nos.

* For 80A-125A MCBs please contact nearest branch office

Indersons, ND 27, PH: 0114724 3000, sales@indersonsindia.com

Reliable Protection for DC Installations

250/500V DC MCBs

- 250V(SP) & 500V(DP) 10kA breaking capacity
- Conforms to IEC 60947-2
- Range : 0.5A to 40A
- CE RoHS compliant

Customer Interaction Center (CIC)
BSNL / MTNL (toll free): 1800 233 5858 Reliance (toll free): 1800 200 5858
Tel: 022 6774 5858 Email: cic@Lntebg.com Web: www.Lntebg.com

Time Switches [9107]

Description	Module	Cat. No.	M.R.P. (₹) Per Unit
Analog time switch	1	**AUTS01ANA00**	**4425**
Analog time switch	3	**AUTS03ANA00**	**5380**
Digital time switch	2	**AUTS02DIG00***	**3425**
Astro time switch	2	**AUTS02AST00***	**5750**
Digital time switch	2	**67DDT0.#**	**2245**
Astro time switch	2	**T2DDT7.#**	**4200**

*Available till stocks last # Substitute product

Energy Meters [9030]

Range Highlights

- Communication with additional RS485 & WiFi module
- Class 1 accuracy
- Direct current operated meter
- Reverse current indication for three-phase meter

Description	Module	Cat. No.	M.R.P. (₹) Per Unit
Single Phase (5-40A)	2	**WD4000101OOO**	**2630**
Three Phase (10-60A)	7	**WD4000103OOO**	**5975**

EXORA DBs

DBs suitable for Aluminum Shuttering Construction [8537]

SPN DBs

Highlights

- Available in CRCA sheet steel, RAL9003, powder coated
- Ready to use DBs - Provided with 100A insulated phase bus-bar | neutral bar/s with shroud/s | earth bar/s | sticking saddles | cement spill protector | color-coded interconnecting wire set | cable ties | blanking plates and circuit identification label
- With provision for DP MCB/Isolator/RCCB/RCBO as incomer and SP MCBs as outgoings

Description	No. of Modules Incomer + Outgoing		Cat. Nos.	M.R.P. (₹) Per Unit
IP 43 - Metal Door				
4 way	2	2	**LTSD04M**	*
6 way	2	4	**LTSD06M**	*
8 way	2	6	**LTSD08M**	*
12 way	2	10	**LTSD12M**	*
16 way	2	14	**LTSD16M**	*

TPN DBs

Highlights

- Available in CRCA sheet steel, RAL 9003, powder coated
- Ready to use DBs - Provided with 100A insulated phase bus-bars |neutral bar/s with shroud/s | earth bar/s | sticking saddles | cementspill protector | color-coded interconnecting wire set | cable ties |blanking plates and circuit identification labels
- With provision for FP MCB/Isolator/RCCB/RCBO as incomer and SP MCBs as outgoings

Description	No. of Modules Incomer + Outgoing		Cat. Nos.	M.R.P. (₹) Per Unit
IP 43 - Metal Door				
4 way	8	4+4+4	**LTTD04M**	*
6 way	8	6+6+6	**LTTD06M**	*
8 way	8	8+8+8	**LTTD08M**	*

* For details, please contact nearest branch office

Indersons, ND 27, PH: 0114724 3000, sales@indersonsindia.com

SPN DB [8537]

Highlights

- Conforms to IS 8623-1 & 3, IEC 61439-1 & 3
- IK 08-for single door DBs, IK 09-for double door DBs
- Available in CRCA sheet steel, RAL9003, powder coated
- Ready to use DBs - Provided with 100A insulated phase bus-bar | neutral bar/s with shroud/s | earth bar/s | sticking saddles | cement spill protector | color-coded interconnecting wire set | cable ties | blanking plates and circuit identification label
- With provision for DP MCB/Isolator/RCCB/RCBO as incomer and SP MCBs as outgoings

IP 30 - Single Door

IP 43 - Metal Door

IP 43 - Glazed Door

Description	No. of Modules Incomer + Outgoing		Cat. Nos.	M.R.P. (₹) Per Unit
IP 30 - Single Door				
4 way	2	2	**DBSPN004SD**	**1445**
6 way	2	4	**DBSPN006SD**	**1510**
8 way	2	6	**DBSPN008SD**	**1745**
12 way	2	10	**DBSPN012SD**	**2060**
16 way	2	14	**DBSPN016SD**	**2555**
18 way	2	16	**DBSPN018SD**	**2950**
IP 43 - Metal Door				
4 way	2	2	**DBSPN004DD**	**1865**
6 way	2	4	**DBSPN006DD**	**2160**
8 way	2	6	**DBSPN008DD**	**2300**
12 way	2	10	**DBSPN012DD**	**2760**
16 way	2	14	**DBSPN016DD**	**3490**
18 way	2	16	**DBSPN018DD**	**3675**
IP 43 - Glazed Door				
4 way	2	2	**DBSPN004GD**	**2495**
6 way	2	4	**DBSPN006GD**	**2660**
8 way	2	6	**DBSPN008GD**	**2870**
12 way	2	10	**DBSPN012GD**	**3490**
16 way	2	14	**DBSPN016GD**	**4335**
18 way	2	16	**DBSPN018GD**	**4635**
IP 54 - Metal Door				
4 way	2	2	**DBSPN00454**	**6580**
6 way	2	4	**DBSPN00654**	**7340**
8 way	2	6	**DBSPN00854**	**7805**
12 way	2	10	**DBSPN01254**	**8935**
16 way	2	14	**DBSPN01654**	**9980**
18 way	2	16	**DBSPN01854**	**10200**

TPN DB [8537]

Highlights

- Conforms to IS 8623-1 & 3, IEC 61439-1 & 3
- IK 08-for single door DBs, IK 09-for double door DBs
- Available in CRCA sheet steel, RAL 9003, powder coated
- Ready to use DBs - Provided with 100A insulated phase bus-bars | neutral bar/s with shroud/s | earth bar/s | sticking saddles | cement spill protector | color-coded interconnecting wire set | cable ties | blanking plates and circuit identification labels
- With provision for FP MCB/Isolator/RCCB/RCBO as incomer and SP MCBs as outgoings

IP 30 - Single Door

IP 43 - Metal Door

IP 43 - Glazed Door

Description	No. of Modules Incomer	Outgoing	Cat. Nos.	M.R.P. (₹) Per Unit
IP 30 - Single Door				
4 way	4	4+4+4	**DBTPE004SD**	**3715**
6 way	4	6+6+6	**DBTPE006SD**	**4565**
4 way	8	4+4+4	**DBTPN004SD**	**3920**
6 way	8	6+6+6	**DBTPN006SD**	**4850**
8 way	8	8+8+8	**DBTPN008SD**	**5725**
12 way	8	12+12+12	**DBTPN012SD**	**8245**
16 way	8	16+16+16	**DBTPN016SD**	**10160**
IP 43 - Metal Door				
4 way	4	4+4+4	**DBTPE004DD**	**4370**
6 way	4	6+6+6	**DBTPE006DD**	**5430**
4 way	8	4+4+4	**DBTPN004DD**	**4595**
6 way	8	6+6+6	**DBTPN006DD**	**5725**
8 way	8	8+8+8	**DBTPN008DD**	**6870**
12 way	8	12+12+12	**DBTPN012DD**	**10285**
16 way	8	16+16+16	**DBTPN016DD**	**12750**
IP 43 - Glazed Door				
4 way	4	4+4+4	**DBTPE004GD**	**5940**
6 way	4	6+6+6	**DBTPE006GD**	**7135**
4 way	8	4+4+4	**DBTPN004GD**	**6175**
6 way	8	6+6+6	**DBTPN006GD**	**7470**
8 way	8	8+8+8	**DBTPN008GD**	**8875**
12 way	8	12+12+12	**DBTPN012GD**	**13605**
16 way	8	16+16+16	**DBTPN016GD**	**16320**
IP 54 - Metal Door				
4 way	4	4+4+4	**DBTPE00454**	**14900**
6 way	4	6+6+6	**DBTPE00654**	**17415**
4 way	8	4+4+4	**DBTPN00454**	**15825**
6 way	8	6+6+6	**DBTPN00654**	**19050**
8 way	8	8+8+8	**DBTPN00854**	**20830**
12 way	8	12+12+12	**DBTPN01254**	**29355**
16 way	8	16+16+16	**DBTPN01654**	**35235**

Indersons, ND 27, PH: 0114724 3000, sales@indersonsindia.com

PPI DB [8537]

Scan or Click to know more!

Highlights

- Conforms to IS 8623-1 & 3, IEC 61439-1 & 3
- IK 09-for double door DBs
- Available in CRCA sheet steel, RAL 9003, powder coated
- Ready to use DBs - Provided with 100A insulated phase bus-bars | neutral bar/s with shroud/s | earth bar/s | sticking saddles | cement spill protector | color-coded interconnecting wire set | cable ties | blanking plates and circuit identification labels
- With provision for FP MCB/Isolator/RCCB/RCBO as incomer, DP RCCB/RCBO as sub-incomer and SP MCBs as outgoings

Horizontal PPI DBs

IP 43 - Metal Door

Description	No. of Modules			Cat. Nos.	M.R.P. (₹) Per Unit
	Incomer	Sub-Incomer	Outgoing		
IP 43 - Metal Door					
4 way	8	2+2+2	4+4+4	**DBHPI004DD**	**8085**
6 way	8	2+2+2	6+6+6	**DBHPI006DD**	**9650**
8 way	8	2+2+2	8+8+8	**DBHPI008DD**	**11575**
12 way	8	2+2+2	12+12+12	**DBHPI012DD**	**15820**
16 way	8	2+2+2	16+16+16	**DBHPI016DD**	**18980**
IP 54 - Metal Door					
4 way	8	2+2+2	4+4+4	**DBHPI00454**	**18620**
6 way	8	2+2+2	6+6+6	**DBHPI00654**	**22185**
8 way	8	2+2+2	8+8+8	**DBHPI00854**	**24495**
12 way	8	2+2+2	12+12+12	**DBHPI01254**	**35550**

Tier PPI DBs

IP 43 - Metal Door

Description	No. of Modules			Cat. Nos.	M.R.P. (₹) Per Unit
	Incomer	Sub-Incomer	Outgoing		
IP 43 - Metal Door					
6 way	8	2+2+2	6+6+6	**DBTPI006DD**	**9960**
8 way	8	2+2+2	8+8+8	**DBTPI008DD**	**12490**
10 way	8	2+2+2	10+10+10	**DBTPI010DD**	**13095**
12 way	8	2+2+2	12+12+12	**DBTPI012DD**	**13870**
16 way	8	2+2+2	16+16+16	**DBTPI016DD**	**15820**
12 way	MCCB*	2+2+2	12+12+12	**DBTPL012DD**	**14840**

* Suitable for 3 Pole & 4 Pole DU100H, DU100D, DN0-100D & DN0-100C MCCB as incomer

TPN Phase Segregated DB [8537]

Highlights

- Conforms to IS 8623-1 & 3, IEC 61439-1 & 3
- IK 08-for single door DBs. IK 09-for double door DBs
- Available in CRCA sheet steel, RAL 9003, powder coated
- Ready to use DBs - Provided with 100A insulated phase bus-bars | neutral bar/s with shroud/s | earth bar/s | sticking saddles | cement spill protector | color-coded interconnecting wire set | cable ties | blanking plates and circuit identification labels
- With provision for 1. Modular Incomer - FP MCB/Isolator/RCCB/RCBO as incomer, DP RCCB/RCBO as sub-incomer and SP MCBs as outgoings

  2. MCCB Incomer - MCCB* as incomer, DP RCCB/RCBO as sub-incomer and SP MCBs as outgoings

With Modular Incomer

IP 30 - Single Door IP 43 - Metal Door

Description	No. of Modules			Cat. Nos.	M.R.P. (₹) Per Unit
	Incomer	Sub-Incomer	Outgoing		
IP 30 - Single Door					
4 way	8	4+4+4	4+4+4	**DBPSG004SD**	**10780**
6 way	8	4+4+4	6+6+6	**DBPSG006SD**	**11660**
8 way	8	4+4+4	8+8+8	**DBPSG008SD**	**12600**
12 way	8	4+4+4	12+12+12	**DBPSG012SD**	**14505**
IP 43 - Metal Door					
4 way	8	4+4+4	4+4+4	**DBPSG004DD**	**12285**
6 way	8	4+4+4	6+6+6	**DBPSG006DD**	**13850**
8 way	8	4+4+4	8+8+8	**DBPSG008DD**	**15450**
12 way	8	4+4+4	12+12+12	**DBPSG012DD**	**19170**

With MCCB Incomer

IP 30 - Single Door IP 43 - Metal Door

Description	No. of Modules			Cat. Nos.	M.R.P. (₹) Per Unit
	Incomer*	Sub-Incomer	Outgoing		
IP 30 - Single Door					
4 way	MCCB	4+4+4	4+4+4	**DBPGL004SD**	**15095**
6 way	MCCB	4+4+4	6+6+6	**DBPGL006SD**	**17375**
8 way	MCCB	4+4+4	8+8+8	**DBPGL008SD**	**19955**
IP 43 - Metal Door					
4 way	MCCB	4+4+4	4+4+4	**DBPGL004DD**	**16895**
6 way	MCCB	4+4+4	6+6+6	**DBPGL006DD**	**19320**
8 way	MCCB	4+4+4	8+8+8	**DBPGL008DD**	**22345**
12 way	MCCB	4+4+4	12+12+12	**DBPGL012DD**	**25200**

* Suitable for 3 Pole & 4 Pole DU100H, DU100D, DN0-100D & DN0-100C MCCB as incomer

Indersons, ND 27, PH: 0114724 3000, sales@indersonsindia.com

TPN Phase Selector DB [8537]

Highlights

- Conforms to IS 8623-1 & 3, IEC 61439-1 & 3
- IK 08-for single door DBs, IK 09-for double door DBs
- Available in CRCA sheet steel, RAL 9003, powder coated
- Ready to use DBs - Provided with 3 nos. of 63A E&A rotary switches | 3 nos. of rocker switches for phase identification | 100A insulated phase bus-bars | neutral bar/s with shroud/s | earth bar/s | sticking saddles | color-coded interconnecting wire set | cable ties | blanking plates and circuit identification labels
- With provision for - FP MCB/Isolator/RCCB/RCBO as incomer and SP MCBs as outgoings

IP 30 - Single Door

IP 43 - Metal Door

Description	No. of Modules		Cat. Nos.	M.R.P. (₹) Per Unit
	Incomer	Outgoing		
IP 30 - Single Door				
4 way	8	4+4+4	**DBPSR004SD**	**14310**
6 way	8	6+6+6	**DBPSR006SD**	**15210**
8 way	8	8+8+8	**DBPSR008SD**	**16850**
10 way	8	10+10+10	**DBPSR010SD**	**17485**
12 way	8	12+12+12	**DBPSR012SD**	**18660**
IP 43 - Metal Door				
4 way	8	4+4+4	**DBPSR004DD**	**16595**
6 way	8	6+6+6	**DBPSR006DD**	**16860**
8 way	8	8+8+8	**DBPSR008DD**	**18060**
10 way	8	10+10+10	**DBPSR010DD**	**19295**
12 way	8	12+12+12	**DBPSR012DD**	**20340**

Flexi/Row DB [8537]

Highlights

- Conforms to IS 8623-1 & 3, IEC 61439-1 & 3
- IK 09-for double door DBs
- Available in CRCA sheet steel, RAL 9003, powder coated
- Ready to use DBs - neutral bar/s with shroud/s | earth bar/s | sticking saddles | cement spill protector | cable ties | circuit identification labels
- With provision to mount modular devices as per requirement

IP 43 - Metal Door

IP 43 - Glazed Door

Description	No. of Modules Per Row	Cat. Nos.	M.R.P. (₹) Per Unit
IP 43 - Metal Door			
2 Row 28 Module	14	**DBROW228DD**	**5930**
3 Row 42 Module	14	**DBROW342DD**	**7110**
4 Row 56 Module	14	**DBROW456DD**	**7730**
4 Row 64 Module	16	**DBROW464DD**	**8990**
IP 43 - Glazed Door			
2 Row 28 Module	14	**DBROW228GD**	**6380**
3 Row 42 Module	14	**DBROW342GD**	**7825**
4 Row 56 Module	14	**DBROW456GD**	**8870**
4 Row 64 Module	16	**DBROW464GD**	**9720**

DB Accessories

Busbar - Fork Type [8538]

Highlights

- Available in Single Pole, Double Pole, Three Pole and Four Pole versions
- Material : Copper

Description	Cat. Nos..	M.R.P. (₹) Per Unit	Std. Pack Qty.
SP 13 Mod	BSP13	**355**	5
SP 56 Mod	BSP56	**1465**	5
DP 12 Mod	BDP12	**640**	5
TP 12 Mod	BTP12	**685**	5
FP 12 Mod	BFP12	**1360**	5
End Caps for SP	ECP01	**25**	10
End Caps for DP/TP	ECP03	**45**	10
End Caps for FP	ECP04	**80**	10

Blanking Plates [8538]

Highlights

- Available in One module and Half module

Description	Cat. Nos.	M.R.P. (₹) Per Unit	Std. Pack Qty.
One Module	BKP10	**25**	10
Half Module	BKP05	**25**	10

Padlock [8301]

Highlights

- Version with standard lock and a common key

PDK02

Description	Cat. Nos.	M.R.P. (₹) Per Unit	Std. Pack Qty.
Lock and Key Kit	PDK02	**625**	5

Indersons, ND 27, PH: 0114724 3000, sales@indersonsindia.com

Vertical TPN DB with Modular Incomer [8537]

Highlights

- Conforms to IS 8623-1 & 3, IEC 61439-1 & 3
- IK 08-for single door DBs, IK 09-for double door DBs
- Available in CRCA sheet steel, RAL 9003, powder coated
- Ready to use DBs - Provided with insulated vertical phase bus-bars | neutral bar/s with shroud/s | earth bar/s | sticking saddles | cement spill protector | color-coded interconnecting wire set | cable ties | blanking plates and circuit identification labels
- With provision for FP MCB/Isolator/RCCB/RCBO as incomer and SP/TP MCBs as outgoings

IP 30 - Single Door

IP 43 - Metal Door

IP 43 - Glazed Door

Description	No. of Modules		Cat. Nos.	M.R.P. (₹) Per Unit
	Incomer	Outgoing		
IP 30 - Single Door				
4 way	8	4+4+4	**DBVTM004SD**	**10655**
6 way	8	6+6+6	**DBVTM006SD**	**11730**
8 way	8	8+8+8	**DBVTM008SD**	**12990**
12 way	8	12+12+12	**DBVTM012SD**	**18715**
16 way	8	16+16+16	**DBVTM016SD**	**21695**
IP 43 - Metal Door				
4 way	8	4+4+4	**DBVTM004DD**	**11330**
6 way	8	6+6+6	**DBVTM006DD**	**12730**
8 way	8	8+8+8	**DBVTM008DD**	**14770**
12 way	8	12+12+12	**DBVTM012DD**	**20025**
16 way	8	16+16+16	**DBVTM016DD**	**23665**
IP 43 - Glazed Door				
4 way	8	4+4+4	**DBVTM004GD**	**15355**
6 way	8	6+6+6	**DBVTM006GD**	**16855**
8 way	8	8+8+8	**DBVTM008GD**	**19515**
12 way	8	12+12+12	**DBVTM012GD**	**25990**
16 way	8	16+16+16	**DBVTM016GD**	**27635**
IP 54 - Metal Door				
4 way	8	4+4+4	**DBVTM00454**	**24045**
6 way	8	6+6+6	**DBVTM00654**	**26710**
8 way	8	8+8+8	**DBVTM00854**	**29095**
12 way	8	12+12+12	**DBVTM01254**	**37775**
16 way	8	16+16+16	**DBVTM01654**	**42280**

Vertical TPN DB with MCCB Incomer [8537]

Highlights

- Conforms to IS 8623-1 & 3, IEC 61439-1 & 3
- IK 08-for single door DBs, IK 09-for double door DBs
- Available in CRCA sheet steel, RAL 9003, powder coated
- Ready to use DBs - Provided with insulated vertical phase bus-bars | neutral bar/s with shroud/s | earth bar/s | sticking saddles | cement spill protector | color-coded interconnecting wire set | cable ties | blanking plates and circuit identification labels
- With provision for 3 pole and 4 Pole MCCB* as incomer and SP/TP MCBs as outgoings

Up to 125A MCCB Incomer

IP 30 - Single Door

IP 43 - Metal Door

IP 43 - Glazed Door

Description	No. of Modules		Cat. Nos.	M.R.P. (₹) Per Unit
	Incomer*	Outgoing		
IP 30 - Single Door				
4 way	MCCB	4+4+4	**DBVTL004SD**	**11965**
6 way	MCCB	6+6+6	**DBVTL006SD**	**12880**
8 way	MCCB	8+8+8	**DBVTL008SD**	**13900**
12 way	MCCB	12+12+12	**DBVTL012SD**	**21085**
16 way	MCCB	16+16+16	**DBVTL016SD**	**24595**
IP 43 - Metal Door				
4 way	MCCB	4+4+4	**DBVTL004DD**	**13575**
6 way	MCCB	6+6+6	**DBVTL006DD**	**15435**
8 way	MCCB	8+8+8	**DBVTL008DD**	**16910**
12 way	MCCB	12+12+12	**DBVTL012DD**	**23115**
16 way	MCCB	16+16+16	**DBVTL016DD**	**27440**
IP 43 - Glazed Door				
4 way	MCCB	4+4+4	**DBVTL004GD**	**16375**
6 way	MCCB	6+6+6	**DBVTL006GD**	**18550**
8 way	MCCB	8+8+8	**DBVTL008GD**	**20925**
12 way	MCCB	12+12+12	**DBVTL012GD**	**27885**
16 way	MCCB	16+16+16	**DBVTL016GD**	**32000**
IP 54 - Metal Door				
4 way	MCCB	4+4+4	**DBVTL00454**	**28125**
6 way	MCCB	6+6+6	**DBVTL00654**	**32070**
8 way	MCCB	8+8+8	**DBVTL00854**	**34720**
12 way	MCCB	12+12+12	**DBVTL01254**	**45790**
16 way	MCCB	16+16+16	**DBVTL01654**	**53830**

* Suitable for 3 Pole & 4 Pole DU100H, DU100D, DU125D, DU125H & DN0 MCCB as incomer

Indersons, ND 27, PH: 0114724 3000, sales@indersonsindia.com

Vertical TPN DB with MCCB Incomer [8537]

Up to 250A MCCB Incomer

IP 30 - Single Door

IP 43 - Metal Door

Description	No. of Modules		Cat. Nos.	M.R.P. (₹) Per Unit
	Incomer*	Outgoing		
IP 30 - Single Door				
4 way	MCCB	4+4+4	**DBVTH004SD**	**15710**
6 way	MCCB	6+6+6	**DBVTH006SD**	**16485**
8 way	MCCB	8+8+8	**DBVTH008SD**	**18125**
12 way	MCCB	12+12+12	**DBVTH012SD**	**25140**
16 way	MCCB	16+16+16	**DBVTH016SD**	**30845**
IP 43 - Metal Door				
4 way	MCCB	4+4+4	**DBVTH004DD**	**17070**
6 way	MCCB	6+6+6	**DBVTH006DD**	**19390**
8 way	MCCB	8+8+8	**DBVTH008DD**	**21325**
12 way	MCCB	12+12+12	**DBVTH012DD**	**26555**
16 way	MCCB	16+16+16	**DBVTH016DD**	**34685**
IP 54 - Metal Door				
4 way	MCCB	4+4+4	**DBVTH00454**	**31970**
6 way	MCCB	6+6+6	**DBVTH00654**	**34910**
8 way	MCCB	8+8+8	**DBVTH00854**	**36105**
12 way	MCCB	12+12+12	**DBVTH01254**	**42270**
16 way	MCCB	16+16+16	**DBVTH01654**	**51390**

* Suitable for 3 pole and 4 pole DU250, DU250C & DN1 MCCB as incomer

Enclosure [8537]

Highlights

- Conforms to IS 8623-1 & 3, IEC 61439-1 & 3
- Suitable for Surface and Flush mounting
- Available in CRCA sheet steel, RAL9003, powder coated
- With provision to mount MCB/Isolator/RCCB/RCBO and other modular devices

IP 30 - Metal Door

Description	No. of Modules	Cat. Nos.	M.R.P. (₹) Per Unit
IP 30 - Metal Door			
2 way	2	**DBENC002SD**	**745**
3 way	3	**DBENC003SD**	**745**
4 way	4	**DBENC004SD**	**745**
6 way	6	**DBENC006SD**	**1110**

Plug & Socket DB [8537]

Highlights

- Conforms to IS 8623-1 & 3, IEC 61439-1 & 3
- Suitable for Surface and Flush mounting
- Available in CRCA sheet steel, RAL9003, powder coated
- Loose Metal Plugs & Sockets conforms to IS 8804; available in Single Phase & Three Phase

Metal Plug & Socket

Plastic Plug & Socket

Description	No. of Pins	No. of Modules	Cat. Nos.	M.R.P. (₹) Per Unit
Metal Plug & Sockets				
10 A, 2 Pin + SC^	P + N	1	**DBMPS110SD**	**1835**
20 A, 2 Pin + SC^	P + N	1	**DBMPS120SD**	**1970**
20 A, 2 Pin + SC^	P + N	2	**DBMPS220SD**	**2140**
20 A, 3 Pin + SC^	3P	3	**DBMPS320SD**	**3625**
32 A, 3 Pin + SC^	3P	3	**DBMPS332SD**	**4285**
32 A, 3 Pin + SC^	3P	4	**DBMPS432SD**	**4560**
63 A, 5 Pin + SC^	3P+N+E	4	**DBMPS463SD**	**15450**
Plastic Plug & Sockets				
16 A, 3 Pin	P+N+E	2	**DBPPS316SD**	**3000**
32 A, 3 Pin	P+N+E	4	**DBPPS332SD**	**3240**
32 A, 5 Pin	3P+N+E	8	**DBPPS532SD**	**5410**
63 A, 5 Pin	3P+N+E	8	**DBPPS563SD**	**13545**

Metal Plug [8536]

Description	No. of Pins	Cat. Nos.	M.R.P. (₹) Per Unit
10 A, 2 Pin + SC^	P + N	**MPS210P**	**175**
20 A, 2 Pin + SC^	P + N	**MPS220P**	**185**
20 A, 3 Pin + SC^	3P	**MPS320P**	**245**
32 A, 3 Pin + SC^	3P	**MPS332P**	**465**

Note: Standard pack quantity - 20 nos.

Metal Socket [8536]

Description	No. of Pins	Cat. Nos.	M.R.P. (₹) Per Unit
10 A, 2 Pin + SC^	P + N	**MPS210S**	**180**
20 A, 2 Pin + SC^	P + N	**MPS220S**	**200**
20 A, 3 Pin + SC^	3P	**MPS320S**	**275**
32 A, 3 Pin + SC^	3P	**MPS332S**	**465**

^ SC-Scraping Earth

Note: Standard pack quantity - 20 nos.

Indersons, ND 27, PH: 0114724 3000, sales@indersonsindia.com

DBs with provision for TV/ Telephone splitters [8537]

Highlights

- Distribution Boards equipped with provisions to mount TV / Telephone splitters
- Available in SPN & TPN DBs

DB Type	Description	No. of Modules Incomer	No. of Modules Outgoing	Cat. Nos.	M.R.P. (₹) Per Unit
IP 43 - Metal Door					
SPN	6 way	2	4	**DBSPN006DDTV**	**4090**
	8 way	2	6	**DBSPN008DDTV**	**4395**
	12 way	2	10	**DBSPN012DDTV**	**5410**
	16 way	2	14	**DBSPN016DDTV**	**6270**
	18 way	2	16	**DBSPN018DDTV**	**7420**
TPN	4 way	8	4+4+4	**DBTPN004DDTV**	**8040**
	6 way	8	6+6+6	**DBTPN006DDTV**	**9280**
	8 way	8	8+8+8	**DBTPN008DDTV**	**11065**

Cable End Boxes [8537]

Highlights

- Available in CRCA sheet steel, RAL9003, powder coated
- Can be either at the top or bottom of the distribution board

Description	Cat. Nos.	M.R.P. (₹) Per Unit
CEB for SPN DBs		
CEB-SPN Double Door, 4 way	**DBSPN004CB**	**805**
CEB-SPN Double Door, 6 way	**DBSPN006CB**	**860**
CEB-SPN Double Door, 8 way	**DBSPN008CB**	**965**
CEB-SPN Double Door, 12 way	**DBSPN012CB**	**1075**
CEB-SPN Double Door, 16 way	**DBSPN016CB**	**1515**
CEB-SPN Double Door, 18 way	**DBSPN018CB**	**1565**
CEB for TPN DBs		
CEB-TPN Double Door, 4 way	**DBTPN004CB**	**1085**
CEB-TPN Double Door, 6 way	**DBTPN006CB**	**1525**
CEB-TPN Double Door, 8 way	**DBTPN008CB**	**1920**
CEB-TPN Double Door, 12 way	**DBTPN012CB**	**3185**
CEB-TPN Double Door, 16 way	**DBTPN016CB**	**3215**
CEB-TPE Double Door, 4 way	**DBTPE004CB**	**1040**
CEB-TPE Double Door, 6 way	**DBTPE006CB**	**1475**
CEB for Horizontal PPI DBs		
CEB-Horz. PPI Double Door, 4 way	**DBHPI004CB**	**1610**
CEB-Horz. PPI Double Door, 6 way	**DBHPI006CB**	**2005**
CEB-Horz. PPI Double Door, 8 way	**DBHPI008CB**	**2520**
CEB-Horz. PPI Double Door, 12 way	**DBHPI012CB**	**3155**
CEB-Horz. PPI Double Door, 16 way	**DBHPI016CB**	**3435**
CEB for Tier PPI DBs		
CEB-Tier PPI Double Door, 6 way	**DBTPI006CB**	**1450**
CEB-Tier PPI Double Door, 8 way	**DBTPI008CB**	**1520**
CEB-Tier PPI Double Door, 10 way	**DBTPI010CB**	**1840**
CEB-Tier PPI Double Door, 12 way	**DBTPI012CB**	**2255**
CEB-Tier PPI Double Door, 16 way	**DBTPI016CB**	**2395**
CEB-Tier PPI Double Door, 12 way MCCB incomer	**DBTPL012CB**	**2400**

Description	Cat. Nos.	M.R.P. (₹) Per Unit
CEB for VTPN DBs		
CEB-VTPN Double Door, Modular Incomer	**DBVTMXXXCB**	**1075**
CEB-VTPN Double Door, MCCB Incomer	**DBVTXXXXCB**	**3830**
CEB for FLEXI DBs		
CEB for Flexi DBs with 14 Modules per Row	**DBROWX14CB**	**1070**
CEB for Flexi DBs with 16 Modules per Row	**DBROWX16CB**	**1300**
CEB for Phase Segregated DBs		
CEB-PSG Double Door, 4 way	**DBPSG004CB**	**2815**
CEB-PSG Double Door, 6 way	**DBPSG006CB**	**3355**
CEB-PSG Double Door, 8 way	**DBPSG008CB**	**3720**
CEB-PSG Double Door, 12 way	**DBPSG012CB**	**4130**
CEB for Phase Selector DBs		
CEB-Phase Selector Double Door, 4 way	**DBPSR004CB**	**1190**
CEB-Phase Selector Double Door, 6 way	**DBPSR006CB**	**1340**
CEB-Phase Selector Double Door, 8 way	**DBPSR008CB**	**2175**
CEB-Phase Selector Double Door, 10 way	**DBPSR010CB**	**2505**
CEB-Phase Selector Double Door, 12 way	**DBPSR012CB**	**2715**

Indersons, ND 27, PH: 0114724 3000, sales@indersonsindia.com

www.lntebg.com

englaze®

SWITCH UPTO THE EXTRAORDINARY. SWITCH UPTO ENGLAZE.

When you have stepped beyond the ordinary, every step you take elevates you to the next level. Flawlessly at and majestically minimal, Englaze would silently stay a testament to your taste, the life you lived and the world you built around you.

MOULDED METAL | REAL WOOD | CRAFTED GLASS



TWBC MARCOM

Discontinued Products/Suggested Alternate Products

Product Group	Discontinued Products	Suggested Alternate Products
MCCB	DTH800 3P & Acc	d sine DN4-1250N 800A 3P & Acc
Soft Starters	EMX3	EMX4

Indersons, ND 27, PH: 0114724 3000, sales@indersonsindia.com

Notes:

Indersons, ND 27, PH: 0114724 3000, sales@indersonsindia.com

General Terms

All prices are on maximum retail price basis inclusive of all Duties, GST and any other Tax as applicable.

Prices are subject to revision without notice.

Warranty Policy

All the products listed in the price list carry a warranty, against manufacturing defects for a period of 18* months from the date of purchase.

Should the product prove to be defective due to faulty workmanship or otherwise, we will remedy the defect or replace the faulty parts or the whole product at our discretion, as soon as possible, free of cost.

The warranty is however subject to the provision of proper usage, efficient maintenance and does not cover defects arising out of fire, accident, inefficient maintenance, faulty operation and willful or accidental damage. It also does not cover damage to power electronic components like thyristors & IGBTs, which fail predominantly due to over-temperature & over-voltage. The user needs to take adequate precautions to eliminate these conditions. The manufacturer shall not be liable for any consequential loss, injury or damages attributable to defect or failure of its products.

Comprehensive Service Support

L&T Electrical & Automation (E&A) has over five decades of experience in providing after sales service for low voltage distribution systems in every type of industry & commercial complex in India.

E&A offers the following services, partnering you in your maintenance of low voltage distribution products :

- Regular Maintenance
- Preventive Maintenance Programme
- On Call
- Annual Maintenance Contract
- Product Support for Managing Obsolescence - Retrofitting & Upgradation of your switchgear products.

* Proof of purchase to be retained to avail warranty

Indersons, ND 27, PH: 0114724 3000, sales@indersonsindia.com

Get the Switchgear Training Edge!

Aimed at maximizing productivity, conserving energy, minimizing costs and enhancing safety, our Electrical & Automation training programmes have benefitted **Lakhs of professionals over the last three decades.** These training programmes are highly beneficial as they provide right exposure and impart knowledge on selection, installation, maintenance and testing of Electrical & Automation products.

Options to connect on Digital platform, At Training Centre or on-site Programs

So gain the advantage and go the extra mile with:

- **Multiple** courses on contemporary topics
- **Brand Agnostic Trainings**
- Training Centers in Pune, Lucknow, Coonoor, **Vadodara, Delhi & Kolkata**
- Blend of theory and practical experience

The typical training programmes cover:

- Low Voltage & Medium Voltage Switchgear
- Switchboard Electrical Design
- AC Drives & Building Management Solutions
- Protective Relays & Earthing
- Power Quality Solutions

50 Thousand plus satisfied participants over digital platform

Please contact any of the training centres for participation and detailed training programme schedule.

Pune
L&T Electrical & Automation
Training Centre
T-156 / 157, MIDC,
Bhosari,
Pune - 411 026
Tel: 020 2712 0037 / 2712 0653
E-mail: stc-pune@Lntebg.com

Lucknow
L&T Electrical & Automation
Training Centre
C-6 & 7, UPSIDC,
P. O. Sarojininagar,
Lucknow - 226 008
Tel: 0522 247 6015 / 97944 54455
E-mail: stc-lucknow@Lntebg.com

Delhi
L&T Electrical & Automation
Training Centre,
A-25, Imperia Complex, First Floor,
Mohan Cooperative Industrial Estate,
Near Sarita Vihar / Mohan Estate Metro Station
Mathura Road, New Delhi - 110 044
Tel: 011 42260600 / 9899020306
E-mail: stc-delhi@Lntebg.com

Coonoor
L&T Electrical & Automation
Training Centre
Ooty-Coonoor Main Road
Yellanahalli P.O.,
The Nilgiris - 643 243
Tel. : 0423 251 7107
E-mail: stc-coonoor@Lntebg.com

Vadodara
L&T Electrical & Automation
Training Centre
Behind L&T Knowledge City,
Near Village Ankhol,
Vadodara - 390019
Tel: 0265 6147805 / 6147808
E-mail: stc-vadodara@Lntebg.com

Kolkata
L&T Electrical & Automation
Training Centre
4th Floor, 3B, Shakespeare Sarani,
Landmark - Kenil Worth Hotel
Kolkata - 700071
Tel: 033 42005975 / 44085974 / 44085978
E-mail: stc-kolkata@Lntebg.com

Electrical Standard Products (ESP) Offices:

HEAD OFFICE

L&T Electrical & Automation
TC-II, Tower B, Prima Bay,
Gate No. 5, Saki Vihar Road, Powai,
MUMBAI - 400072.
Tel: 022-67052874 / 2737 / 1156
e-mail: cic@LNTEBG.com

BRANCH OFFICES

L&T Electrical & Automation
C-201, The First Commercial Complex,
B/S Keshavbaug Party Plot, Vastrapur,
Ahmedabad - 380015
Toll Free: 1800 233 5858 / 1800 200 5858
e-mail: CIC@Lntebg.com

L&T Electrical & Automation
Wework Central, #36 Infantry Road,
Bengaluru - 560 001
Toll Free: 1800 233 5858 / 1800 200 5858
e-mail: CIC@Lntebg.com

L&T Electrical & Automation
Under O Launchpad, 4th floor,
Unit-434, Esplanade 1, Rasulgarh,
Bhubaneswar - 751010
Toll Free: 1800 233 5858 / 1800 200 5858
e-mail: CIC@Lntebg.com

L&T Electrical & Automation
4th floor, SCO-54,55,56,
Sector -17A
Chandigarh - 160017
Toll Free: 1800 233 5858 / 1800 200 5858
e-mail: CIC@Lntebg.com

L&T Electrical & Automation
Olympia Technology Park,
10th Floor, CITIUS A Block,
Plot No. 1, Phase 1, Guindy,
Chennai - 600032
Toll Free: 1800 233 5858 / 1800 200 5858
e-mail: CIC@Lntebg.com

L&T Electrical & Automation
Playworkz Coworking Space
43 & 44, 3rd Cross,
Bharathy Colony, Peelamedu,
Coimbatore - 641004
Toll Free: 1800 233 5858 / 1800 200 5858
e-mail: CIC@Lntebg.com

L&T Electrical & Automation
3rd Floor, 1&2 Vijay Park,
Main Chakrata Road, Opp. Anandam
Near Ballupur chowk,
Dehradun - 248001
Toll Free: 1800 233 5858 / 1800 200 5858
e-mail: CIC@Lntebg.com

L&T Electrical & Automation
Ground Floor, B-27, Biplab Rashbihari Sarani,
Sector 2A, Bidhan Nagar,
Durgapur - 713212
Toll Free: 1800 233 5858 / 1800 200 5858
e-mail: CIC@Lntebg.com

L&T Electrical & Automation
6th floor, Exotica Greens, A Block, 191,
R G Baruah Road, Guwahati Central,
Guwahati - 781005
Toll Free: 1800 233 5858 / 1800 200 5858
e-mail: CIC@Lntebg.com

L&T Electrical & Automation
Shri Daneshwari, 1st Floor,
Plot No. 17, 2nd Cross,
Near Old Income Tax Office Road,
Vidyanagar,
Hubballi - 580021
Toll Free: 1800 233 5858 / 1800 200 5858
e-mail: CIC@Lntebg.com

L&T Electrical & Automation
AWFIS space solutions, Prestige Phoenix,
4th floor, 1405, Umanagar, Begumpet,
Hyderabad - 500016
Toll Free: 1800 233 5858 / 1800 200 5858
e-mail: CIC@Lntebg.com

L&T Electrical & Automation
Workie, 214 - 2nd Floor,
Apollo Premier, PU-4,
Scheme No. 54,
Vijay Nagar Square,
Indore - 452010
Toll Free: 1800 233 5858 / 1800 200 5858
e-mail: CIC@Lntebg.com

L&T Electrical & Automation
Office No 430, 4th floor,
Jaipur Electronic Market
Riddhi Siddhi,
Gopalpura Bypass,
Jaipur - 302018
Toll Free: 1800 233 5858 / 1800 200 5858
e-mail: CIC@Lntebg.com

L&T Electrical & Automation
GDR Siddha, Ground Floor, N Road
Bistupur, Opposite St. Mary's Church,
Jamshedpur - 831001
Toll Free: 1800 233 5858 / 1800 200 5858
e-mail: CIC@Lntebg.com

L&T Electrical & Automation
Business Communication Centre
2nd Floor, Chiramel Chambers,
Kurisupally Road,
Ravipuram,
Kochi - 682 015
Toll Free: 1800 233 5858 / 1800 200 5858
e-mail: CIC@Lntebg.com

L&T Electrical & Automation
2nd Floor, BN3, Salt Lake, Sector-V,
Kolkata - 700091
Toll Free: 1800 233 5858 / 1800 200 5858
e-mail: CIC@Lntebg.com

L&T Electrical & Automation
No. 10, Fortuna Towers, 2nd floor,
Rana Pratap Marg, Near NBRI
Lucknow - 226001
Toll Free: 1800 233 5858 / 1800 200 5858
e-mail: CIC@Lntebg.com

L&T Electrical & Automation
El Dorado Building 3rd Floor,
6, Venkatraman Street,
Chinna Chokkikulam
Madurai - 625 002
Toll Free: 1800 233 5858 / 1800 200 5858
e-mail: CIC@Lntebg.com

L&T Electrical & Automation
TC II, Tower B, PRIMA BAY
Gate no. 5, Saki Vihar Road Powai,
Mumbai - 400072
Toll Free: 1800 233 5858 / 1800 200 5858
e-mail: CIC@Lntebg.com

L&T Electrical & Automation
Unnati Building, 2nd floor,
Automation Campus, A-600, TTC Industrial area
Shil-Mahape road, Mahape
Navi Mumbai - 400710
Toll Free: 1800 233 5858 / 1800 200 5858
e-mail: CIC@Lntebg.com

L&T Electrical & Automation
M1 & M2, Mezzanine Floor,
Himalaya Excellency, Plot No- C - 47,
Pratap Nagar Square,
Nagpur - 440022
Toll Free: 1800 233 5858 / 1800 200 5858
e-mail: CIC@Lntebg.com

L&T Electrical & Automation
A-25, 1st Floor, Imperia Complex,
Mohan Corporative Industrial Estate,
Near Sarita Vihar Metro Station,
Mathura Road,
New Delhi - 110044
Toll Free: 1800 233 5858 / 1800 200 5858
e-mail: CIC@Lntebg.com

L&T Electrical & Automation
A06/A07, Second Floor,
Grand Chandra complex, Frazer road
Patna - 800001
Toll Free: 1800 233 5858 / 1800 200 5858
e-mail: CIC@Lntebg.com

L&T Electrical & Automation
UrbanWrk, 5th Floor, Sai Radhe,
Raja Bahadur Mill road, Behind Hotel
Grand Sheraton, Sangamwadi
Pune - 411001
Toll Free: 1800 233 5858 / 1800 200 5858
e-mail: CIC@Lntebg.com

L&T Electrical & Automation
Unit No. 207, 2nd Floor, Wallfort Ozone,
Raipur Road, Near Fafadih Chowk,
Raipur - 492001
Toll Free: 1800 233 5858 / 1800 200 5858
e-mail: CIC@Lntebg.com

L&T Electrical & Automation
10th Floor, Titaanium Business,
Bhimrad Road, Althan
Surat - 395017
Toll Free: 1800 233 5858 / 1800 200 5858
e-mail: CIC@Lntebg.com

L&T Electrical & Automation
11th Floor, Block-D, Notus IT Park,
Sarabhai Campus, Bhailal Amin Marg,
Vadodara - 390023
Toll Free: 1800 233 5858 / 1800 200 5858
e-mail: CIC@Lntebg.com

L&T Electrical & Automation
414, 4th Floor, Naga Chambers,
Opposite HDFC Bank
Ram Nagar, Waltair Main Road
Visakhapatnam - 530002
Toll Free: 1800 233 5858 / 1800 200 5858
e-mail: CIC@Lntebg.com

Product improvement is a continuous process, For the latest information and special application, please contact any of our offices listed here.
Product photographs shown for representive purpose only.

L&T SWITCHGEAR
SAFE & SURE

L&T Electrical & Automation

L&T Electrical & Automation, Electrical Standard Products
TC-II, Tower B, Prima Bay, 3rd Floor, Gate No. 5, Saki Vihar Road, Powai,
Mumbai - 400 072, INDIA. Web: www.Lntebg.com

Customer Interaction Centre (CIC)
BSNL/MTNL (toll-free): 1800 233 5858 Reliance (toll-free): 1800 200 5858
Tel: 022 6774 5858 Email:cic@Lntebg.com Web: www.Lntebg.com

Indersons, ND 27, PH: 0114724 3000, sales@indersonsindia.com