





 Price List


Industrial Automation Products

With effect from April 01st, 2026



se.com/in

Phaseo Power Supplies	5
■ Phaseo Power Supplies	5
Harmony Smart Relays	7
■ Harmony Smart Relays	7
Altivar AC Drives	9
■ Altivar ATV12	11
■ Altivar ATV310	11
■ Altivar ATV610	14
Altivar Soft Starter	17
■ ATS01	17
■ ATS130	17
■ ATS22	17
■ ATS430	19
■ ATS480	23
■ ATS490	25
Harmony Relays	26
■ Harmony Plug - In Relays	27
■ Harmony Electronic Timers/Control Relays	31
■ Easy Harmony Electronic Relays	34
Control & Signaling Components	35
■ Easy Harmony XA2 Plastic Pilot Lights	36
■ Harmony XB5/XB7 Plastic (Pushbutton, Switches)	37
■ Easy Harmony XB2 Metal (Pushbutton, Switches)	42
■ Harmony Control Station & Enclosures	43
■ Harmony XVB7 Modular Tower Light 70 mm	46
■ Signaling Illuminated beacons	47
■ Easy Harmony XVG Monolithic Tower Light 60 mm	50
■ Pendant Control Station	52
■ Harmony Control Station XAPD Metal	58
Harmony Panels and Industrial PCs	59
■ Harmony Basic HMI Panels for Simple Machines	61
■ Harmony Advanced HMI Panels for Performance Machines	64
■ Harmony HMI Software and Services	69
TeSys Range	76
■ TeSys K Control Relays	77
■ TeSys K Power Contactors	77
■ TeSys K Accessories	78
■ TeSys Capacitor Duty Contactor	79
■ TeSys Deca Control Relays	80
■ TeSys Deca Power Contactors (3 Pole)	80
■ TeSys Deca Power Contactors (4 Pole)	81
■ TeSys Deca Advanced Contactor (3 Pole) 	88
■ TeSys Deca Advanced Contactor (4 Pole) 	88
■ TeSys Deca Accessories	90
TeSys Giga - Future Ready	96
■ TeSys Giga Power Contactors	98
■ TeSys Giga Accessories	99
Protection Relays for Motor Safety	102
TeSys Protect	103
■ TeSys K, TeSys Deca, TeSys F, TeSys Giga	103
■ EOCR	105
■ Analog EOCR	106
■ EOCR SS	106
■ EOCR SSD	106

TeSys Power	107
■ Circuit Breakers for Motor Protection	108
■ Accessories compatibility	113
■ TeSys Switches	115
■ Accessories for Switches	116
■ TeSys Island	117
■ Ultra Motor Starters	119
■ iMCC Relay	121
■ TeSys Tera 	122
ComPact NSX	124
■ EasyPact CVS MCCB for Distribution Network	125
■ Accessories	126
Acti 9	127
■ Miniature Circuit Breakers (MCBs)	127
■ Residual Current Devices	131
■ Arc fault Detection Device (AFDD)	133
■ Auxiliaries and Accessories for MCBs / RCDs	134
■ Surge Protection Devices	136
■ Control and Command Products	138

Panel Mount EasySeries



- Wide power range (7 models from 35 to 350 W)
- High degree of output voltage stability (precision: ± 1%)
- Proven performance (MTBF over 600K hours)
- Diagnostics via LEDs at the output terminal
- 4 quick and simple mounting types

Input Voltage	Output Voltage	Output Current	Reference	Description	Unit MRP [₹]
100...240 V AC single phase	24V	1.5A	ABL2REM24015K	ABL2_K Power Supply, DC24V output, 35W	3061
100...240 V AC single phase	24V	2A	ABL2REM24020K	ABL2_K Power Supply, DC24V output, 50W	3393
100...240 V AC single phase	24V	4.5A	ABL2REM24045K	ABL2_K Power Supply, DC24V output, 100W	5024
100...240 V AC single phase	24V	6.5A	ABL2REM24065K	ABL2_K Power Supply, DC24V output, 150W	6061
100...240 V AC single phase	24V	8.5A	ABL2REM24085K	ABL2_K Power Supply, DC24V output, 200W	8038
100...240 V AC single phase	24V	10A	ABL2REM24100K	ABL2_K Power Supply, DC24V output, 250W	9194
100...240 V AC single phase	24V	15A	ABL2REM24150K	ABL2_K Power Supply, DC24V output, 350W	14992

Universal ABL8RP/WP



- 100-500 Vac (1 or 2 Phases) Or 380-500Vac 3 Phases Input terminals
- Automatic or Manual reset
- 2 diagnosis LED (U/I)
- 4 to 10 mm² output terminals
- Tool-free removal from omega (DIN) rail
- Protection of settings (sealable)
- Diagnosis relay

Input Voltage	Output Voltage	Output Current	Reference	Description	Unit MRP [₹]
100...120 V AC single phase, terminal(s): N-L1 200...500 V AC phase to phase, terminal(s): L1-L2	24V	3A	ABL8RPS24030	Univ. Power Supply 1P 24V 3A, 72W	21487
100...120 V AC single phase, terminal(s): N-L1 200...500 V AC phase to phase, terminal(s): L1-L2	24V	5A	ABL8RPS24050	Univ. Power Supply 1P 24V 5A, 120W	27778
100...120 V AC single phase, terminal(s): N-L1 200...500 V AC phase to phase, terminal(s): L1-L2	24V	10A	ABL8RPS24100	Univ. Power Supply 1P 24V 10A, 240W	31734
100...120 V AC single phase, terminal(s): N-L1 200...240 V AC phase to phase, terminal(s): L1-L2	24V	20A	ABL8RPM24200	Univ. Power Supply 1P 24V 10A, 480W	47764

Please contact Customer Care Center for Stockable and Non stockable status of references.

NORMAL STOCK ITEMS

W.E.F. April 01st, 2026

Optimised ABLS



- One of the most compact on the market
- Up to +70°C ambient temperature
- 6 output terminals
- Conformal coating in order to resist to common dust and chemical pollutants
- High degree of output voltage stability

Input Voltage	Output Voltage	Output Current	Reference	Description	Unit MRP [₹]
100...240 V AC single phase	12V	6.2A	ABLS1A12062	POWER SUPPLY 12V 6.2A 1PH OPTIMIZED	10652
100...240 V AC single phase	12V	10A	ABLS1A12100	POWER SUPPLY 12V 10A 1PH OPTIMIZED	16024
100...240 V AC single phase	24V	2.1A	ABLS1A24021	POWER SUPPLY 24V 2.1A 1PH OPTIMIZED	9939
100...240 V AC single phase	24V	3.1A	ABLS1A24031	POWER SUPPLY 24V 3.1A 1PH OPTIMIZED	10227
100...240 V AC single phase	24V	3.8A	ABLS1A24038	POWER SUPPLY 24V 3.8A 1PH OPTIMIZED	16546
100...240 V AC single phase	24V	5.0A	ABLS1A24050	POWER SUPPLY 24V 5A 1PH OPTIMIZED	15109
100...240 V AC single phase	24V	10A	ABLS1A24100	POWER SUPPLY 24V 10A 1PH OPTIMIZED	22128
100...240 V AC single phase	24V	20A	ABLS1A24200	POWER SUPPLY 24V 20A 1PH OPTIMIZED	39983
100...240 V AC single phase	48V	2.5A	ABLS1A48025	POWER SUPPLY 48V 2.5A 1PH OPTIMIZED	16024
100...240 V AC single phase	48V	5.0A	ABLS1A48050	POWER SUPPLY 48V 5A 1PH OPTIMIZED	16766
100...240 V AC single phase	48V	10A	ABLS1A48100	POWER SUPPLY 48V 10A 1PH OPTIMIZED	29339

Universal ABLU



- One of the most compact on the market
- Up to +70°C ambient temperature
- Manual or Automatic reset in case of output overload or short circuit
- Power reserve allowing to deliver a current of 150% its nominal rating for a short time
- Conformal coating in order to resist to common dust and humidity

Input Voltage	Output Voltage	Output Current	Reference	Description	Unit MRP [₹]
380...500 V AC Three phase	24V	5.0A	ABLU3A24050	POWER SUPPLY 24V 5A 3PH UNIVERSAL	17526
380...500 V AC Three phase	24V	10A	ABLU3A24100	POWER SUPPLY 24V 10A 3PH UNIVERSAL	26289
380...500 V AC Three phase	24V	20A	ABLU3A24200	POWER SUPPLY 24V 20A 3PH UNIVERSAL	38282
380...500 V AC Three phase	24V	40A	ABLU3A24400	POWER SUPPLY 24V 40A 3PH UNIVERSAL	65092
380...500 V AC Three phase	48V	10A	ABLU3A48100	POWER SUPPLY 48V 10A 3PH UNIVERSAL	42876
380...500 V AC Three phase	48V	20A	ABLU3A48200	POWER SUPPLY 48V 20A 3PH UNIVERSAL	67801

Please contact Customer Care Center for Stockable and Non stockable status of references.

NORMAL STOCK ITEMS

W.E.F. April 01st, 2026



Zelio 2 compact smart relay with display



Zelio 2 compact smart relay without display



Zelio 2 modular smart relay with display

Relays

Description	Reference	Unit MRP ₹
Voltage 24V DC		
Zelio Logic module - 10 I O, RLY - w/o clock - with display	SR2A101BD <input checked="" type="checkbox"/>	22065
Zelio Logic module - 20 I O, RLY - w/o clock - with display	SR2A201BD <input checked="" type="checkbox"/>	36019
Zelio Logic module - 12 I O,TRN - with clock - with display	SR2B121BD <input checked="" type="checkbox"/>	20179
Zelio Logic module - 12 I O,TRN - with clock - with display	SR2B122BD	30267
Zelio Logic module - 20 I O, RLY - with clock - with display	SR2B201BD <input checked="" type="checkbox"/>	40072
Zelio Logic module - 20 I O, RLY - with clock - with display	SR2B202BD	41677
Zelio Logic module - 10 I O, RLY - w/o clock - w/o display	SR2D101BD <input checked="" type="checkbox"/>	16114
Zelio Logic module - 20 I O, RLY - w/o clock - w/o display	SR2D201BD <input checked="" type="checkbox"/>	32342
Zelio Logic module - 12 I O, RLY - with clock - w/o display	SR2E121BD	20744
Zelio Logic module - 20 I O, RLY - with clock - w/o display	SR2E201BD	37565
Zelio Logic module - 10 I O, RLY - with clock - with display	SR3B101BD	24328
Zelio Logic module - 10 I O, TRN - with clock - with display	SR3B102BD	22441
Zelio Logic module - 26 I O, RLY - with clock - with display	SR3B261BD <input checked="" type="checkbox"/>	50536
Zelio Logic module - 26 I O, TRN - with clock - with display	SR3B262BD	50633
Voltage 100-240V AC		
Zelio Logic module - 10 I O, RLY - w/o clock - with display	SR2A101FU <input checked="" type="checkbox"/>	24987
Zelio Logic module - 20 I O, RLY - w/o clock - with display	SR2A201FU <input checked="" type="checkbox"/>	37056
Zelio Logic module - 12 I O, RLY - with clock - with display	SR2B121FU <input checked="" type="checkbox"/>	24798
Zelio Logic module - 20 I O, RLY - with clock - with display	SR2B201FU <input checked="" type="checkbox"/>	41206
Zelio Logic module - 10 I O, RLY - w/o clock - w/o display	SR2D101FU	17249
Zelio Logic module - 20 I O, RLY - w/o clock - w/o display	SR2D201FU	36572
Zelio Logic module - 12 I O, RLY - with clock - w/o display	SR2E121FU	21854
Zelio Logic module - 20 I O, RLY - with clock - w/o display	SR2E201FU	43285
Zelio Logic module - 10 I O, RLY - with clock - with display	SR3B101FU	26187
Zelio Logic module - 26 I O, RLY - with clock - with display	SR3B261FU <input checked="" type="checkbox"/>	52234
Voltage 12V DC		
Zelio Logic module - 12 I O - with clock - with display	SR2B121JD	25932
Zelio Logic module - 20 I O - with clock - with display	SR2B201JD	31602
Voltage 24V AC		
Zelio Logic module - 12 I O - with clock - with display	SR2B121B	25932
Zelio Logic module - 20 I O - with clock - with display	SR2B201B	47498
Zelio Logic module - 20 I O - with clock - w/o display	SR2E201B	37748
Zelio Logic module - 10 I O - with clock - with display	SR3B101B	27779
Zelio Logic module - 24 I O - with clock - with display	SR3B261B	55158

Note: Zelio Smart Relays are also available in other voltages. Please contact our nearest Sales Office for the same.

Please contact Customer Care Center for Stockable and Non stockable status of references.

NORMAL STOCK ITEMS

W.E.F. April 01st, 2026



I/O Extension module

I/O Extension modules

Description	Reference	Unit MRP [₹]
Discrete I/O extension module - 6 I O 4DI, 2DO - 24 V DC	SR3XT61BD	9937
Discrete I/O extension module - 6 I O 4DI, 2DO	SR3XT61FU	9801
Discrete I/O extension module - 10 I O 6DI, 4DO - 24 V DC	SR3XT101BD <input checked="" type="checkbox"/>	10684
Discrete I/O extension module - 10 I O 6DI, 4DO	SR3XT101FU	12948
Discrete I/O extension module - 14 I O 8DI, 6DO - 24 V AC	SR3XT141B	21537
Discrete I/O extension module - 14 I O 8DI, 6DO - 24 V DC	SR3XT141BD <input checked="" type="checkbox"/>	14738
Discrete I/O extension module - 14 I O 8DI, 6DO	SR3XT141FU	15661
Analogue I/O extension module - 2 AI/ 2AO	SR3XT43BD	23607

Accessories

Description	Reference	Unit MRP [₹]
SUB-D 9-pin PC connecting cable - 3 m	SR2CBL01 <input checked="" type="checkbox"/>	16231
Communication interface	SR2COM01	28302
memory cartridge firmware - for v 3.0 - EEPROM	SR2MEM02 <input checked="" type="checkbox"/>	3974
USB PC connecting cable - 3 m	SR2USB01 <input checked="" type="checkbox"/>	20194

Please contact Customer Care Center for Stockable and Non stockable status of references.

NORMAL STOCK ITEMS

W.E.F. April 01st, 2026



Altivar™ AC Drives

Advanced energy management
and performance in motor control

se.com/drives

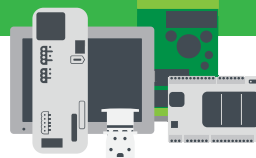
INDERSONS, S-11 Rajouri Garden, New Delhi 110027 email: sales@indersonsindia.com



Altivar™ Easy 310

Drives for Simple Machines

Now available upto 22kW



*When just enough
is just right!*



Reliable & cost effective solution to manage the speed of your motors in your machines.

se.com/drives

INDERSONS, S-11 Rajouri Garden, New Delhi 110027 email: sales@indersonsindia.com

General Purpose Drives

Altivar™ 12: Drives for 1-Phase / 3-Phase 230 Volts Input & 3-Phase 230 Volts Output



- Small: easily integrated in any machine
- Discreet & Intuitive
- Reliable: quality which stands the test of time
- High-performance: even without adjustment

kW (HD)	HP Rating	Max. continuous current(A)	Reference	Unit MRP [₹]
Single phase-Supply Voltage: 200...240V				
0.18	0.25	1.4	ATV12H018M2	On Request
0.37	0.55	2.4	ATV12H037M2	On Request
0.55	0.75	3.5	ATV12H055M2	On Request
0.75	1	4.2	ATV12H075M2	On Request
1.5	2	7.5	ATV12HU15M2	On Request
2.2	3	10	ATV12HU22M2	On Request
Three phase-Supply Voltage: 200...240V				
0.37	0.55	2.4	ATV12H037M3	On Request
0.75	1	4.2	ATV12H075M3	On Request
1.5	2	7.5	ATV12HU15M3	On Request
2.2	3	10	ATV12HU22M3	On Request
3	~	12.2	ATV12HU30M3	On Request
4	5	16.7	ATV12HU40M3	On Request

Altivar™ 310: Drives for 3-Phase 440 Volts Input & 3-Phase 440 Volts Output



- Optimized installation space & Optimized time and cost
- Service cost savings
- Easy to operate
- Easy to maintain & Easy to integrate in automation system
- 55deg Celsius ambient temperature without derating

ND	KW		Max. Continuous Current (A)		Reference	Unit MRP [₹]
	HD	ND	HD	ND		
~	0.37	~	1.5	~	ATV310H037N4E	On Request
~	0.75	~	2.3	~	ATV310H075N4E	On Request
~	1.5	~	4.1	~	ATV310HU15N4E	On Request
~	2.2	~	5.5	~	ATV310HU22N4E	On Request
4	3	8.9	7.1	~	ATV310HU30N4E	On Request
5.5	4	12.1	9.5	~	ATV310HU40N4E	On Request
7.5	5.5	16	12.6	~	ATV310HU55N4E	On Request
11	7.5	22.8	17	~	ATV310HU75N4E	On Request
15	11	30	24	~	ATV310HD11N4E	On Request
18	15	36	33	~	ATV310HD15N4E	On Request
22	18	43	39	~	ATV310HD18N4E	On Request
30	22	60	46	~	ATV310HD22N4E	On Request
18	15	36	33	~	ATV310HD15N4EF	On Request
22	18	43	39	~	ATV310HD18N4EF	On Request
30	22	60	46	~	ATV310HD22N4EF	On Request

*F refer to inbuilt EMC

Please contact Customer Care Center for Stockable and Non stockable status of references.

NORMAL STOCK ITEMS

W.E.F. April 01st, 2026



Automation and control made easy

Easy Altivar™ 610 variable speed drives.



Easy Altivar™ 610 variable speed drives for three-phase synchronous motors address the challenges faced by new economies. They are fit for purpose at affordable prices with no compromise on ease of use, robustness, and availability – the core values supported by a worldwide leader in automation.



Water & wastewater



Oil & gas



Constant, negative pressure water supply



Building



Power



Other OEM

Fit for purpose

- Optimized control system
- Multi-pump control function
- Harmonic mitigation solution

Designed for easiness

- Easy to install
- Easy to set up and use
- Easy to maintain

Strong on robustness

- Robust design for harsh environments
- Ever higher protection and performance

Always available

- Wide availability
- Worldwide technical assistance



Contact with Schneider Electric sales for country of origin.

se.com/easyaltivar610

INDERSONS, S-11 Rajouri Garden, New Delhi 110027 email: sales@indersonsindia.com

Easy Altivar™ 610

Now available upto 460V

Main features

Power range:
0.75 to 315kW

Main voltage range:
380~460V, 3 phase, -15 to +10%

Overload capability:
ND: 110% 60s; 120% 20s;
HD: 150% 60s

EMC:
C3 level filter embedded

Harmonics:
DC choke embedded (above 4kW)

Protection:
IP20

Operation temperature:
-15°C to +60°C (derating above
+45°C)

Motor control law:
Asy motor: V/f 2 pts; V/f 5 pts;
UF quad; energy saving



Control I/O

Control terminal:

- Analog input: 3
- Analog output: 2
- Digital input: 6
- Relay output: 3

Communication:

- Modbus embedded;
- option: Profibus DP



Display terminal

Basic keypad (standard)

- LCD backlight, removable
- 2 lines, 6 languages
- Configuration save
- Easy mounting kit (Ø22mm)



For more information and product references visit

se.com/easyaltivar610

INDERSONS, S-11 Rajouri Garden, New Delhi 110027 email: sales@indersonsindia.com

Altivar™ 610: Drives for pumps and fans from 0.75 to 315 kW

Now available upto 460V



- Compact size: simplicity of integration and reduction of the size of the enclosures
- Electronic cards with protective coating
- Operation temperature: -10...+60°C
- IP40 protection level on the top of the product
- Typical multi-pump configuration without PLC
- 7 preprogrammed function blocks cover 90% of the pump and fan applications
- Colored control circuit terminals to avoid misuse

ND	kW		Max. continuous current(A)		Reference	Unit MRP [₹]
	ND	HD	ND	HD		
Three phase-Supply Voltage: 380...460V						
4		3	9.3	7.2	ATV610U40N4	On Request
5.5		4	12.7	9.3	ATV610U55N4	On Request
7.5		5.5	15.8	12.7	ATV610U75N4	On Request
11		7.5	23.5	16.5	ATV610D11N4	On Request
15		11	31.7	23.5	ATV610D15N4	On Request
18.5		15	39.2	31.7	ATV610D18N4	On Request
22		18.5	46.3	39.2	ATV610D22N4	On Request
30		22	61.5	46.3	ATV610D30N4	On Request
37		30	74.5	59.6	ATV610D37N4	On Request
45		37	88	74.5	ATV610D45N4	On Request
55		45	106	88	ATV610D55N4	On Request
75		55	145	106	ATV610D75N4	On Request
90		75	173	145	ATV610D90N4	On Request
110		90	211	173	ATV610C11N4	On Request
132		110	250	211	ATV610C13N4	On Request
160		132	302	250	ATV610C16N4	On Request
220 <small>NEW</small>		160	~	~	ATV610C22N4*	On Request
250 <small>NEW</small>		220	~	~	ATV610C25N4*	On Request
315 <small>NEW</small>		250	~	~	ATV610C31N4*	On Request

Note: *Range Extension

Reduce mechanical stress on your machines

Altistart™ ATS01

Altivar™ ATS130

Altistart™ ATS22

Altivar Soft Starter ATS430

Newly
Launched

Altivar™ Soft Starter ATS480

Altivar Soft Starter ATS490

Newly
Launched

Complete range of soft starters from 0.37 kW (3 Amps)
to 900 kW (1200 Amps)



se.com/drives

INDERSONS, S-11 Rajouri Garden, New Delhi 110027 email: sales@indersonsindia.com

Altivar™ Soft Starters: 3 ranges to match your applications



Main data on Altivar™ Soft Starters



Us rated operational voltage	110 to 480V single phase 110 to 480V 3 phase	200 to 480V	230 to 440V 208 to 600V	208-600V 3 phase	208 to 690V	209-690V 3 phase
Rated operational current	3 to 12A (1 ph) –6 to 32A (3ph)	38 to 105A	17 to 590A	17-590A	17 to 1200A	17-1200A
Power range	0,37 to 15kW	11 to 55kW	4 to 400kW	4-400kW (3-500HP)	4 to 900kW	2-900kW
UcControl supply voltage	24V AC/DC 110-240Vac	24V DC	110 to 230Vac	110-230V	110 to 230Vac	115-230V
Connectivity	-	-	Modbus	Modbus, Modbus TCP, EtherNet/IP, PROFIBUS DP V1, CANopen, Profinet	Modbus, Modbus TCP, EtherNet/IP, Profinet, Profibus DP, CANopen	Modbus, Modbus TCP, EtherNet/IP, PROFIBUS DP V1, CANopen, Profinet
Type of control	Voltage ramp	Voltage ramp	Voltage control	Torque control	Torque Control, voltage control	Torque control
Current limitation	-	-	350% Ie	500% Ie up to 700% motor In	500% Ie (up to 700% rated motor current)	-
Stop mode	Freewheel, voltage ramp	Freewheel, voltage ramp	Freewheel, voltage ramp	Freewheel, voltage ramp	Torque ramp, voltage ramp, dynamic braking, DC injection	-
Thermal protections Other protections	-	-	Electronic Underload, overload, motor phase loss, line phase inversion excessive acceleration time, current overload, ground leakage	Electronic thermal relay, PTC, underload, motor phase loss, line phase inversion, excessive acceleration time, ground leakage	Electronic, PTC, PT100 2 or 3 wires Underload, overload, motor phase loss, line phase inversion excessive acceleration time, current overload, ground leakage	-

W.E.F. April 01st, 2026

Soft Starter

ATS01 – Soft Starter for Simple Machine



[Us] Rated Supply Voltage	Network Number of Phases	Motor Power kW	Starting Time	[Ie] Rated Operational Current (A)	Reference	Unit MRP [₹]
380....415V 50.....60Hz	3	1.5kW/2.2kW/3kW	adjustable from 1 to 10s	6	ATS01N206QN	On Request
	3	4kW	adjustable from 1 to 10s	9	ATS01N209QN	On Request
	3	5.5kW	adjustable from 1 to 10s	12	ATS01N212QN	On Request
	3	7.5kW/11kW	adjustable from 1 to 10s	22	ATS01N222QN	On Request
	3	15kW	adjustable from 1 to 10s	32	ATS01N232QN	On Request

**ATS130 - Power Extension of
ATS01 from 38 Amp to 105 Amp**



- ATS130 Soft motor Starter solution, an alternative to DOL motor Starter for control panel flexibility
- Increase the competitiveness of customer design
 - Reduce space in cabinet
 - Save time during installation
 - Easy commissioning
- No preventive maintenance

Nominal Power in kW			Nominal Current (Amps)	Reference	Unit MRP [₹]
230 Vac	400 Vac	440 Vac			
11	18.5	22	38	ATS130N2D38LT	On Request
11	22	22	45	ATS130N2D45LT	On Request
18.5	30	37	65	ATS130N2D65LT	On Request
22	37	45	73	ATS130N2D73LT	On Request
22	45	45	80	ATS130N2D80LT	On Request
30	55	55	105	ATS130N2C11LT	On Request

ATS22 - Soft Starter for Utilities (Pump & fan)



- Embedded shorting contactor
- Size reduction: average of 25% less compare to ATS48 alone (without additional by-pass)
- Full starter and motor protections
- True three phases control
- Modbus in Built

kW (400 V)	Nominal Current (Amps)	Reference	Unit MRP [₹]
Three phase-Supply Voltage: 230V...440V			
7.5	17	ATS22D17Q	On Request
15	32	ATS22D32Q	On Request
22	47	ATS22D47Q	On Request
30	62	ATS22D62Q	On Request
37	75	ATS22D75Q	On Request
45	88	ATS22D88Q	On Request
55	110	ATS22C11Q	On Request
75	140	ATS22C14Q	On Request
90	170	ATS22C17Q	On Request
110	210	ATS22C21Q	On Request
132	250	ATS22C25Q	On Request
160	320	ATS22C32Q	On Request
220	410	ATS22C41Q	On Request
250	480	ATS22C48Q	On Request
315	590	ATS22C59Q	On Request

Please contact Customer Care Center for Stockable and Non stockable status of references.

NORMAL STOCK ITEMS

W.E.F. April 01st, 2026



Altivar Soft Starter ATS430

From 17A to 590A

The new ATS430 offers effective motor management for standard machines in industrial applications.

Competitiveness

- **Optimize time from design to operation** thanks to integration in EcoStruxure™ solutions.
- **Reduce overall cost:** No need to add external equipment, as essential functions for efficient motor management are built-in.

Effective Motor Management

- **Best in class motor control:** Application requirements are mastered by the torque control system, motor and application are monitored.
- **High durability to increase machine uptime:** designed for high reliability level, the ATS430 offers condition monitoring, upgradability and repairability.

Sustainability

- **Environmental performance:** ATS430 integrates biobased plastic, ASI-certified aluminum and recycled cardboard packaging.
- **Energy efficient:** efficiency > 99.5%, ATS430 is integrated in EcoStruxure™ Power Monitoring Expert



- Device condition monitoring
- Energy and power monitoring
- Cybersecurity best practices
- Torque control system
- Integrated bypass relays

se.com/drives

INDERSONS, S-11 Rajouri Garden, New Delhi 110027 email: sales@indersonsindia.com

Altivar Soft Starter ATS430



- Integrated bypass
- Effective
- Performance with Torque Control, the original
- Direct connection to automation (Modbus open style)
- High usability
- Increased uptime and lifetime
- High reliability
- Condition monitoring of the device
- Help to protect your machine operations
- Best Cybersecurity practices
- Role Based Access Control, PIN code

Next Gen Soft Starter for standard industrial machines, normal duty applications, from 17 to 590A.

From 4 to 400kW (3 to 500HP)

Ue = 208 to 600V 3 phase

Us = 115 to 230VAC

Nominal Current (Amps)	Reference	Unit MRP [₹]
Three phase-Supply Voltage: 208V...600V		
17	ATS430D17S6	On Request
32	ATS430D32S6	On Request
47	ATS430D47S6	On Request
62	ATS430D62S6	On Request
75	ATS430D75S6	On Request
88	ATS430D88S6	On Request
110	ATS430C11S6	On Request
140	ATS430C14S6	On Request
170	ATS430C17S6	On Request
210	ATS430C21S6	On Request
250	ATS430C25S6	On Request
320	ATS430C32S6	On Request
410	ATS430C41S6	On Request
480	ATS430C48S6	On Request
590	ATS430C59S6	On Request

Please contact Customer Care Center for Stockable and Non stockable status of references.

NORMAL STOCK ITEMS

W.E.F. April 01st, 2026

Altivar™ Soft Starter ATS480



The Altivar™ Soft Starter ATS480 is the next evolution of soft starters for digitization, while meeting cybersecurity standard. Designed to address process and infrastructures, ATS480 simplifies projects execution and maximizes the availability of your applications, even in the most demanding environments. ATS480 builds on the proven robustness and stop/ starting performance of the ATS48. ATS480 extends the lifetime of ATS48 equipment and preserves your initial investment by reusing current design.

Benefits

Reduced engineering time and cost

- The integration of Altivar Soft Starter ATS480 in EcoStruxure™ Apps and software for Automation and Power drastically simplify architecture selection, detailed design and execution.

Reliability for your operations

- Highly robust and reliable even for the most demanding applications or in harsh environments
- Flexibility to improve the continuity of service of your applications

Cybersecure

- User account management to enforce authorization
- ATS480 has enhance cybersecurity features built-in to restrict or disable port and services
- Threat intelligence to generate security related reports
- Secure boot and firmware upgrade

Complete solution for Process & Infrastructures projects



Only 1 range 208/690 V from 4 to 900kW



Options and accessories common to Altivar™

Altivar " Soft Starter ATS480 characteristics

Us Rated operational voltage	208 to 690V
Ie rated operational current	17 to 1700A
Pe Power range	4 to 900kW
Application type	Normal and heavy duty
Control Type	Torque control, the original
Current limitation	500% Ie up to 700% motor In
Stop mode	Torque ramp, dynamic braking, DC injection
Motor thermal protection	Embedded electronic thermal relay, PTC, PT100
Connectivity	Modbus serial (embedded)
	Modbus TCP
	EtherNet/IP PROFINET PROFIBUS DP CANopen
Markings and Certifications	CE, c.UL.us, CCC, EAC, RCM, UKCA, DNV ABS, BV CCS

Please contact Customer Care Center for Stockable and Non stockable status of references.

☑ NORMAL STOCK ITEMS

W.E.F. April 01st, 2026

Soft Starter Selection

Refer to the following table to select ATS480 compatible with the ATS48 to substitute.

Legacy offers			New offers
ATS48●●●Q 230...415 Vac	ATS48●●●Y 208...690 Vac		ATS480●●●Y 208...690 Vac
ATS48D17Q	ATS48D17Y		ATS480D17Y
ATS48D22Q	ATS48D22Y		ATS480D22Y
ATS48D32Q	ATS48D32Y		ATS480D32Y
ATS48D38Q	ATS48D38Y		ATS480D38Y
ATS48D47Q	ATS48D47Y		ATS480D47Y
ATS48D62Q	ATS48D62Y		ATS480D62Y
ATS48D75Q	ATS48D75Y		ATS480D75Y
ATS48D88Q	ATS48D88Y		ATS480D88Y
ATS48C11Q	ATS48C11Y	→	ATS480C11Y
ATS48C14Q	ATS48C14Y		ATS480C14Y
ATS48C17Q	ATS48C17Y		ATS480C17Y
ATS48C21Q	ATS48C21Y		ATS480C21Y
ATS48C25Q	ATS48C25Y		ATS480C25Y
ATS48C32Q	ATS48C32Y		ATS480C32Y
ATS48C41Q	ATS48C41Y		ATS480C41Y
ATS48C48Q	ATS48C48Y		ATS480C48Y
ATS48C59Q	ATS48C59Y		ATS480C59Y
ATS48C66Q	ATS48C66Y		ATS480C66Y
ATS48C79Q	ATS48C79Y		ATS480C79Y
ATS48M10Q	ATS48M10Y		ATS480M10Y
ATS48M12Q	ATS48M12Y		ATS480M12Y

The specific legacy references and their functionality are included in the substitution:

Specific Legacy offers		New offers
ATS48●●●YS316, ability to set in Delta up to 500 V		
ATS48●●●YS338, tropicalization coating	→	ATS480●●●Y
ATS48●●●QS338, tropicalization coating		

Please contact Customer Care Center for Stockable and Non stockable status of references.

NORMAL STOCK ITEMS

W.E.F. April 01st, 2026

Green Premium™

Enhance sustainability with Altivar™ Soft Starter ATS480

Superior environmental performance thanks to upgradability and modernization solutions

Altivar™ Soft Starter ATS480 is RoHS and REACH compliant

- Transparent environment information
- Life Cycle Analysis, compliant with ISO 14025
- Circularity Profile

Altivar™ Soft Starter ATS480 brings key benefits to help you achieve superior upgradable performance by enhancing its embedded functionality and performance capabilities for both hardware and software. ATS480 also extends the service life of ATS48 equipment: ATS480 replaces ATS48 while keeping the same footprint, circuit breaker, contactors, cables, and behavior of the process, making way for evolution.

The additional power options and the cybersecurity-compliant firmware upgradability capabilities of the Altivar™ Soft Starter ATS480 can help you to maximize process continuity and operation, as well as reduce your operational expenses, by avoiding the need to replace your soft starter or modify your existing installation as a retrofit.

Benefits

- Enable a secure and digital area
- Reduce your engineering time and cost
- Help to secure your operations
- Reduce downtime
- Extend the service life of ATS48 equipment
- Make way for evolution
- Preserve your initial investment



Communication and Wi-Fi modules

The additional communication modules allow you to easily integrate Altivar™ Soft Starter ATS480 in your scalable automation system. Together with the Wi-Fi access point, they bring easy access to the real data provided by the soft starter, aiding its digitization and easy integration in Industry 4.0 technologies.

Cybersecurity-compliant firmware upgrade

You have the possibility to upgrade the Altivar™ Soft Starter ATS480 firmware. Available on se.com, the firmware is digitally signed and can only be applied if authenticity is verified by the ATS480.

Graphic display terminal and dynamic QR code

In addition to the detailed warnings and detected errors available on the removable plain text display terminal, the graphic display terminal provides contextual troubleshooting and direct access to the appropriate page of the documentation via a dynamic QR code.

Power options (line chokes, bypass contactor)

The power options of Altivar™ Soft Starter ATS480 bring you the possibility to improve the power quality and efficiency of your installation. These options also improve the continuity of service of the installation and its robustness.



Experience our offer on se.com/green-premium



Product selector for ATS480



EcoStruxure™ Motor Control Configurator



EcoStruxure™ Motor Management Design

Altistart™ 480

ATS480 in-line								
Motor nameplate								ATS480
Rated operational voltage (Ue)								
Rated motor power								
230 V	400 V	440 V	500 V	525 V	660 V	690 V		
kW	kW	kW	kW	kW	kW	kW	Reference	Unit MRP ₹
Normal duty applications								
4	7.5	7.5	9	9	11	15	ATS480D17Y	On Request
5.5	11	11	11	11	15	18.5	ATS480D22Y	On Request
7.5	15	15	18.5	18.5	22	22	ATS480D32Y	On Request
9	18.5	18.5	22	22	30	30	ATS480D38Y	On Request
11	22	22	30	30	37	37	ATS480D47Y	On Request
15	30	30	37	37	45	45	ATS480D62Y	On Request
18.5	37	37	45	45	55	55	ATS480D75Y	On Request
22	45	45	55	55	75	75	ATS480D88Y	On Request
30	55	55	75	75	90	90	ATS480C11Y	On Request
37	75	75	90	90	110	110	ATS480C14Y	On Request
45	90	90	110	110	132	160	ATS480C17Y	On Request
55	110	110	132	132	160	200	ATS480C21Y	On Request
75	132	132	160	160	220	250	ATS480C25Y	On Request
90	160	160	220	220	250	315	ATS480C32Y	On Request
110	220	220	250	250	355	400	ATS480C41Y	On Request
132	250	250	315	315	400	500	ATS480C48Y	On Request
160	315	355	400	400	560	560	ATS480C59Y	On Request
-	355	400	-	-	630	630	ATS480C66Y	On Request
220	400	500	500	500	710	710	ATS480C79Y	On Request
250	500	630	630	630	900	900	ATS480M10Y	On Request
355	630	710	800	800	-	-	ATS480M12Y	On Request
Heavy duty applications								
3	5.5	5.5	7.5	7.5	9	11	ATS480D17Y	On Request
4	7.5	7.5	9	9	11	15	ATS480D22Y	On Request
5.5	11	11	11	11	15	18.5	ATS480D32Y	On Request
7.5	15	15	18.5	18.5	22	22	ATS480D38Y	On Request
9	18.5	18.5	22	22	30	30	ATS480D47Y	On Request
11	22	22	30	30	37	37	ATS480D62Y	On Request
15	30	30	37	37	45	45	ATS480D75Y	On Request
18.5	37	37	45	45	55	55	ATS480D88Y	On Request
22	45	45	55	55	75	75	ATS480C11Y	On Request
30	55	55	75	75	90	90	ATS480C14Y	On Request
37	75	75	90	90	110	110	ATS480C17Y	On Request
45	90	90	110	110	132	160	ATS480C21Y	On Request
55	110	110	132	132	160	200	ATS480C25Y	On Request
75	132	132	160	160	220	250	ATS480C32Y	On Request
90	160	160	220	220	250	315	ATS480C41Y	On Request
110	220	220	250	250	355	400	ATS480C48Y	On Request
132	250	250	315	315	400	500	ATS480C59Y	On Request
160	315	355	400	400	560	560	ATS480C66Y	On Request
-	355	400	-	-	630	630	ATS480C79Y	On Request
220	400	500	500	500	710	710	ATS480M10Y	On Request
250	500	630	630	630	900	900	ATS480M12Y	On Request

Please contact Customer Care Center for Stockable and Non stockable status of references.

NORMAL STOCK ITEMS

W.E.F. April 01st, 2026



Altivar Soft Starter ATS490

From 17A to 1200A



**Green
Premium™**

Sustainable
performance,
by design

Discover the innovative features, and high durability performance of Altivar Soft Starter ATS490 that leads to the optimization of the project cost and provides a holistic vision for energy and asset management. Downtime and maintenance costs are reduced even for the most demanding application keeping safety and security.

Improve competitiveness

CapEx reduction through integration, removing external devices. OpEx reduction through high durability and data reporting

Improve sustainability

99.5% efficiency with integrated bypass
power and energy monitoring
Plastic with bio-based content (>20%), ASI certified aluminium compliant with REACH and RoHS

Improve operational resilience

Torque control, the original high durability and integrated condition monitoring

Cybersecurity certified

IEC 62443-4-2 SL1
Extend the lifespan with reparability and upgrade
Safe Torque Off certified
IEC 61508 SIL 1
IP20 protection degree as standard up to 110A, with protective covers up to 660A



Certified Cybersecurity Features

[se.com/drives](https://www.se.com/drives)

INDERSONS, S-11 Rajouri Garden, New Delhi 110027 email: sales@indersonsindia.com

Altivar Soft Starter ATS490



- Integrated bypass
- Cybersecurity features certified IEC 62443-3-2 SL1
- Safe Torque Off certified IEC61508 SIL1
- Ethernet embedded : Modbus TCP, Ethernet/IP
- Differentiated equipment design to reduce CapEx
- Digital data reporting for Energy, asset management and high durability to reduce OpEx.

Next Gen Soft Starter for process and infrastructure, normal and Heavy duty applications, from 17 to 1200A

From 3 to 900kW (1200HP)

Ue = 208 to 690V 3 phase

Us = 115 to 230VAC

Nominal Current (Amps)	Reference	Unit MRP [₹]
Three phase-Supply Voltage: 208V...690V		
17	ATS490D17Y	On Request
22	ATS490D22Y	On Request
32	ATS490D32Y	On Request
38	ATS490D38Y	On Request
47	ATS490D47Y	On Request
52	ATS490D62Y	On Request
75	ATS490D75Y	On Request
88	ATS490D88Y	On Request
110	ATS490C11Y	On Request
140	ATS490C14Y	On Request
170	ATS490C17Y	On Request
210	ATS490C21Y	On Request
250	ATS490C25Y	On Request
320	ATS490C32Y	On Request
410	ATS490C41Y	On Request
480	ATS490C48Y	On Request
590	ATS490C59Y	On Request
660	ATS490C66Y	On Request
790	ATS490C79Y	On Request
1000	ATS490M10Y	On Request
1200	ATS490M12Y	On Request

Please contact Customer Care Center for Stockable and Non stockable status of references.

NORMAL STOCK ITEMS

W.E.F. April 01st, 2026



Harmony Relays

Electromechanical, Timer and control Relays

Enhance **operational efficiency and optimize equipment availability** with our widest range of relays. Harmony relays are designed, manufactured, and tested to meet your needs for both wired logic functions and PLC Interfaces.

se.com/in

INDERSONS, S-11 Rajouri Garden, New Delhi 110027 email: sales@indersonsindia.com



- **Wide choice:** 1C/O 10 A – 2C/O 5 A, 24 VDC – 230 VAC, multifunctional features
- **Robust installation:** fast-on pin terminal
- **Easy to use:** optional status indication and test function
- **Safe to perform:** feasibility to add protection modules (diode, diode + LED, RC circuit, or varistor + LED)
- **Space saving:** only 16 mm socket for 2C/O
- **Complies:** to CE, UL, CSA, EAC

RXG Interface Relays

NEW

Description	Relay	Control Circuit Voltage (V)		Reference	Unit MRP [₹]
1CO 6 Pin Relay Standard cover lockable test button					
Without LED indicator	1 CO - 10 A	24V	DC	RXG11BD	690
	1 CO - 10 A	120V	AC	RXG11F7	911
	1 CO - 10 A	230V	AC	RXG11P7	859
With LED indicator	1 CO - 10 A	24V	DC	RXG12BD	779
	1 CO - 10 A	120V	AC	RXG12F7	934
	1 CO - 10 A	230V	AC	RXG12P7	934
2CO 8 Pin Relay Standard cover lockable test button					
Without LED indicator	2 CO - 5 A	24V	DC	RXG21BD	778
	2 CO - 5 A	120V	AC	RXG21F7	944
	2 CO - 5 A	230V	AC	RXG21P7	926
With LED indicator	2 CO - 5 A	24V	DC	RXG22BD	865
	2 CO - 5 A	120V	AC	RXG22F7	1040
	2 CO - 5 A	230V	AC	RXG22P7	1040
Sockets for relay					
For Relay RXG1, screw				RGZE1S35M	427
For Relay RXG2, screw				RGZE1S48M	472



Easy Harmony RXG

NEW

Description	Relay	Control Circuit Voltage (V)		Reference	Unit MRP [₹]
1CO 6 Pin Relay Standard (without Test button)					
With LED	1 CO - 10 A	24	DC	RXG16BD	347
	1 CO - 10 A	230	AC	RXG16P7	415
Without LED	1 CO - 10 A	24	DC	RXG18BD	311
	1 CO - 10 A	230	AC	RXG18P7	374
Socket				RGZE05E	173
2CO 8 Pin Relay Basic cover (without Test button)					
With LED	2 CO - 5 A	24	DC	RXG26BD	415
	2 CO - 5 A	230	AC	RXG26P7	461
Without LED	2 CO - 5 A	24	DC	RXG28BD	374
	2 CO - 5 A	230	AC	RXG28P7	415
Socket				RGZE08E	191

Please contact Customer Care Center for Stockable and Non stockable status of references.

NORMAL STOCK ITEMS

W.E.F. April 01st, 2026



- 5A relay with 2C/O contacts or 3A relay with 4 C/O contacts
- Mechanical indicator with transparent cover
- Power Onⁿ LED for readiness
- Socket for both DIN-rail and panel mounting
- Eco-design with ROHS, CE, GOST

RXM Miniature Relays

Description	Relay	Control Circuit Voltage (V)		Reference	Unit MRP [₹]
2 CO 8 Pin relays Without lockable test button					
Without LED indicator	2 CO - 5 A	24V	DC	RXM2LB1BD	503
	2 CO - 5 A	24V	AC	RXM2LB1B7	526
	2 CO - 5 A	120V	AC	RXM2LB1F7	526
	2 CO - 5 A	230V	AC	RXM2LB1P7	515
With LED indicator	2 CO - 5 A	24V	DC	RXM2LB2BD	541
	2 CO - 5 A	48V	DC	RXM2LB2ED	581
	2 CO - 5 A	24V	AC	RXM2LB2B7	581
	2 CO - 5 A	120V	AC	RXM2LB2F7	581
	2 CO - 5 A	230V	AC	RXM2LB2P7	541
4 CO 14 Pin relays Without lockable test button					
Without LED indicator	4 CO - 3 A	12V	DC	RXM4LB1JD	712
	4 CO - 3 A	24V	DC	RXM4LB1BD	581
	4 CO - 3 A	24V	AC	RXM4LB1B7	639
	4 CO - 3 A	230V	AC	RXM4LB1P7	581
With LED indicator	4 CO - 3 A	12V	DC	RXM4LB2JD	655
	4 CO - 3 A	24V	DC	RXM4LB2BD	613
	4 CO - 3 A	48V	DC	RXM4LB2ED	655
	4 CO - 3 A	24V	AC	RXM4LB2B7	655
	4 CO - 3 A	120V	AC	RXM4LB2F7	655
4 CO - 3 A	230V	AC	RXM4LB2P7	613	

Description	Type	Reference	Unit MRP [₹]
Sockets			
Mixed,screw clamp term, for RXM2L range	Socket	RXZE1M2C	255
Mixed,screw clamp term, for RXM4L range	Socket	RXZE1M4C	324
Metal clamp for RXZE1M2C	Accessory	RXZ420	61

Please contact Customer Care Center for Stockable and Non stockable status of references.

NORMAL STOCK ITEMS

W.E.F. April 01st, 2026

Description	Connection	Relay Type	Reference	Unit MRP ₹
Sockets for RXMNB Relays				
Mixed	Screw Clamp connector	RXM2N	RXZE2M2N	272
Mixed	Screw Clamp connector	RXM4N	RXZE2M4N	310

RPM Power Relay

Description	Relay	Control Circuit Voltage (V)	Relay Type	Reference	Unit MRP ₹
Power Relay					
	1 CO - 15 A	24V	DC	RPM12BD	1080
	2 CO - 15 A	24 V	DC	RPM22BD	1434
	2 CO - 15 A	120V	AC	RPM22F7	1927
	2 CO - 15 A	230V	AC	RPM22P7	1616
	3 CO - 15 A	24V	DC	RPM32BD	1824
With LED Indicators	3 CO - 15 A	230V	AC	RPM32P7	1862
	4 CO - 15 A	24V	DC	RPM42BD	1754
	4 CO - 15 A	110V	DC	RPM42FD	1901
	4 CO - 15 A	24V	AC	RPM42B7	1734
	4 CO - 15 A	110V	AC	RPM42F7	1947
	4 CO - 15 A	230V	AC	RPM42P7	1723

Description	Connection	Relay Type	Reference	Unit MRP ₹
Sockets				
Mixed	Screw Clamp connector	RPM1	RPZF1	694
Mixed	Screw Clamp connector	RPM2	RPZF2	698
Mixed	Screw Clamp connector	RPM3	RPZF3	1232
Mixed	Screw Clamp connector	RPM4	RPZF4	1191
Clips And Legends				
Metal maintaining clamp - for relay socket RPZF1			RPZR235	186

Please contact Customer Care Center for Stockable and Non stockable status of references.

NORMAL STOCK ITEMS

W.E.F. April 01st, 2026



- High-performance EMR Relays to ensure machine and system availability.
- Flexible choices with different contact numbers, current, and control coil voltages.
- 12A relay with 2C/O contacts or 6A relay with 4 C/O contacts
- One step lockable test button
- Mechanical indicator for contact status
- Power on" LED for readines

RXM Miniature Relays

Description	Relay	Control Circuit Voltage (V)	Reference	Unit MRP [₹]
2CO 8 Pin Relay Standard cover lockable test button				
Without LED indicator	2 CO - 12 A	12V	DC RXM2AB1JD	793
	2 CO - 12 A	24V	DC RXM2AB1BD	763
	2 CO - 12 A	48V	DC RXM2AB1ED	837
	2 CO - 12 A	110V	DC RXM2AB1FD	800
	2 CO - 12 A	48V	AC RXM2AB1E7	793
	2 CO - 12 A	120V	AC RXM2AB1F7	793
	2 CO - 12 A	230V	AC RXM2AB1P7	763
2CO 8 Pin Relay Standard cover lockable test button				
With LED Indicator	2 CO - 12 A	12V	DC RXM2AB2JD	827
	2 CO - 12 A	24V	DC RXM2AB2BD	793
	2 CO - 12 A	48V	DC RXM2AB2ED	874
	2 CO - 12 A	110V	DC RXM2AB2FD	812
	2 CO - 12 A	24V	AC RXM2AB2B7	822
	2 CO - 12 A	48V	AC RXM2AB2E7	812
	2 CO - 12 A	120V	AC RXM2AB2F7	827
2 CO - 12 A	230V	AC RXM2AB2P7	793	
4CO 14 Pin Relay Standard cover with lockable test button				
Without LED indicator	4 CO - 6 A	12V	DC RXM4AB1JD	949
	4 CO - 6 A	24V	DC RXM4AB1BD	949
	4 CO - 6 A	48V	DC RXM4AB1ED	1057
	4 CO - 6 A	110V	DC RXM4AB1FD	1057
	4 CO - 6 A	24V	AC RXM4AB1B7	968
	4 CO - 6 A	48V	AC RXM4AB1E7	995
	4 CO - 6 A	120V	AC RXM4AB1F7	968
4 CO - 6 A	230V	AC RXM4AB1P7	968	
4 CO 14 Pin Relay Standard cover with lockable test button				
With LED Indicator	4 CO - 6 A	12V	DC RXM4AB2JD	1106
	4 CO - 6 A	24V	DC RXM4AB2BD	1051
	4 CO - 6 A	48V	DC RXM4AB2ED	1106
	4 CO - 6 A	110V	DC RXM4AB2FD	1106
	4 CO - 6 A	24V	AC RXM4AB2B7	1127
	4 CO - 6 A	48V	AC RXM4AB2E7	1127
	4 CO - 6 A	120V	AC RXM4AB2F7	1127
4 CO - 6 A	230V	AC RXM4AB2P7	1072	

RXM Miniature Relays

Description	Connection	Relay Type	Thermal Current (lth)	Reference	Unit MRP [₹]
Sockets					
Mixed contact	Screw Clamp	RXM2* / RXM4*	10A	RXZE2M114	398
	Screw Connector	RXM2* / RXM4*	10A	RXZE2M114M	357
Separate	Screw Connector	RXM2*	12A	RXZE2S108M	414
	Screw Connector	RXM3*	10A	RXZE2S111M	458
	Screw Connector	RXM4*	10A	RXZE2S114M	490

Description	Voltage V	For use with	Reference	Unit MRP [₹]
Sockets				
Diode	6...250 V DC	All Aockets	RXM040W	186
RC Circuit	24..60 V AC	All Aockets	RXM041BN7	200
	110..240 V AC	All Aockets	RXM041FU7	200
Varistor	6..24 V AC/DC	All Aockets	RXM021RB	234
	24..60 V AC/DC	All Aockets	RXM021BN	234
	110..240 V AC/DC	All Aockets	RXM021FP	224

Please contact Customer Care Center for Stockable and Non stockable status of references.

NORMAL STOCK ITEMS

W.E.F. April 01st, 2026



RE17 Electronic Timers

NEW

Description	Supply Voltage	Time Range	Output	Reference	Unit MRP [₹]
RE10 Timers					
MultiFunction	24 V DC, 24...240 V AC	1 s .. 100 h	1 CO	RE10RMMU	2602
RE17 Timers					
On Delay	24 ...240 V AC/DC	0.1 s .. 100 h	1 CO SS	RE17LAMW	3394
Off -delay	24 ...240 V AC	1 s .. 100 h	1 CO SS	RE17LCBM	3969
Interval on delay	24 ...240 V AC	1 s .. 100 h	1 CO SS	RE17LHBM	5077
Asymmetrical flashing	24 ...240 V AC	1 s .. 100 h	1 CO SS	RE17LLBM	4171
Multifunction	24 ...240 V AC	1 s .. 100 h	1 CO SS	RE17LMBM	4086
On Delay	24 VDC /24...240 VAC	1 s .. 100 h	1 CO	RE17RAMU	3184
Single Interval	24 VDC /24...240 VAC	1 s .. 100 h	1 CO	RE17RBMU	4733
Off- Delay	24 VDC /24...240 VAC	1 s .. 100 h	1 CO	RE17RCMU	3331
Interval on delay	24 VDC /24...240 VAC	1 s .. 100 h	1 CO	RE17RHMU	3426
Asymmetrical flashing	24 VDC /24...240 VAC	1 s .. 100 h	1 CO	RE17RLMU	4453
Multifunction	12 V DC	1 s .. 100 h	1 CO	RE17RMJU	4212
Multifunction	24 VDC /24...240 VAC	1 s .. 100 h	1 CO	RE17RMMU	4093
Multifunction	12 ...240 VAC/DC	0.1 s .. 100 h	1 CO	RE17RMMW	4559
Multifunction	12 ...240 VAC/DC	0.1 s .. 100 h	1 CO	RE17RMMWS	4910
Multifunction	24 VDC /24...240 VAC	0.1 s .. 100 h	1 CO	RE17RMXMU	5150
Multifunction	24 VDC /24...240 VAC	0.1 s .. 10 h	1 CO	RE17RMEMU	4041



RE22 Electronic Timers

Description	Supply Voltage	Time Range	Output	Reference	Unit MRP [₹]
RM22 Timers					
On Delay	24 ...240 V AC/DC	0.05s...300h	1 CO	RE22R1AMR	5873
Off Delay	24 ...240 V AC/DC	0.05s...300h	1 CO	RE22R1CMR	11161
Off Delay	24 ...240 V AC/DC	0.05s...10min	1 CO	RE22R1KMR	13241
Asymmetrical flashing	24 ...240 V AC/DC	0.05s...300h	1 CO	RE22R1MLMR	9226
Multi function	24 ...240 V AC/DC	0.05s...300h	1 CO	RE22R1MYMR	8984
Start Delta	24 VDC /24...240 VAC	0.05s...300s	1 CO	RE22R1QCMU	6998
Start Delta	24 VDC /24...240 VAC	1s...100h	1 CO	RE22R1QMU	6625
On Delay	24 ...240 V AC/DC	0.05s...300h	2 CO	RE22R2AMR	11276
Off Delay	24 VDC /24...240 VAC	1s...100h	2 CO	RE22R2AMU	5542
Off Delay	24 ...240 V AC/DC	0.05s...300h	2 CO	RE22R2CMR	16250
Asymmetrical flashing	24 ...240 V AC/DC	0.05s...300h	2 CO	RE22R2DMR	9226
Off Delay	24 ...240 V AC/DC	0.05s...10min	2 CO	RE22R2KMR	16221
Multi function	24 ...240 V AC/DC	1s...100h	2 CO	RE22R2MMU	5564
Multi function	12 ...240 VAC/DC	1s...100h	2 CO	RE22R2MMW	6357
Multi function	24 ...240 V AC/DC	0.05s...300h	2 CO	RE22R2MYMR	18103
Start Delta	24 ...240 V AC/DC	0.05s...30s	2 CO	RE22R2QEMR	8497
Start Delta	24 ...240 V AC/DC	0.05s...300h	2 CO	RE22R2QGMR	12719
Start Delta	24 ...240 V AC/DC	0.05s...300h	2 CO	RE22R2QTMR	8938

Please contact Customer Care Center for Stockable and Non stockable status of references.

NORMAL STOCK ITEMS

W.E.F. April 01st, 2026



Control - Monitoring & Control Relays

Description	Supply Voltage	Measurement Range	Time Range	Output	Reference	Unit MRP [₹]
RM10 Measurement & Control Relays						
3 Phase Multifunction	Self Powered	208...480 VAC	-	1 CO	RM10TE00	3821
3 Phase Multifunction	Self Powered	183...528 VAC	-	1 CO	RM10TG00	3559
RM17 Measurement & Control Relays (self Powered)						
3 Ø: Phase loss/ Phase sequence	Self Powered	208...480 VAC	-	1 CO	RM17TG00	16985
3 Ø: Phase loss/ Phase sequence	Self Powered	208...440 VAC	-	2 CO	RM17TG20	4540
Phase Sequence, Phase,loss,Undervoltage	Self Powered	208...480 VAC	-	1 CO	RM17TU00	9128
Phase Sequence, Phase,loss, Asymmetry	Self Powered	208...480 VAC	-	1 CO	RM17TA00	11154
Multifunction	Self Powered	208...480 VAC	-	1 CO	RM17TE00	29117
1 phase under or overvoltage control	Self Powered	65 to 260 VAC/DC	0.1 - 10 s	1 CO	RM17UAS15	9128
1 phase/ under or overvoltage control in window	Self Powered		0.1 - 10 s	1 CO	RM17UBE15	24002

Description	Supply Voltage	Measurement Range	Time Range	Output	Reference	Unit MRP [₹]
RM22 Measurement & Control Relays						
Phase loss/ Phase sequence	Self powered	208...480 VAC	-	2 CO	RM22TG20	6908
Multifunction	Self powered	208...480 VAC	0.1..30 s	2 CO	RM22TR33	5378
Phase Sequence, Phase,loss,Undervoltage	Self powered	208...480 VAC	-	2 CO	RM22TU23	9147
Under or overvoltage	24...240 VAC	1...100 VAC/DC	0.1..30 s	2 CO	RM22UA32MR	13968
Under or overvoltage	24...240 VAC	15...500 VAC/DC	0.1..30 s	2 CO	RM22UA33MR	12266
Under or overcurrent	24...240 VAC	4mA...1A	0.1..30 s	2 CO	RM22JA31MR	13043
Level Control	24...240 VAC	4K...100K ohm	-	1 CO	RM22LG11MR	6975
RM35 Measurement & control relays						
Multifunction	Self powered	220...480 VAC	-	2C/O	RM35TF30	On Request
Under or overvoltage P-N	Self powered	120...277 VAC	-	2C/O	RM35UB3N30	On Request
Over or undervoltage	24...240 VAC/DC	15...600 VAC/DC	-	2C/O	RM35UA13MW	On Request
Over or undercurrent	24...240 VAC/DC	0.15...15A	-	2C/O	RM35JA32MW	On Request
Liquid level control	24...240 VAC/DC	-	-	2C/O	RM35LM33MW	On Request
Under or overspeed	24...240 VAC/DC	-	-	1 C/O	RM35S0MW	On Request

Please contact Customer Care Center for Stockable and Non stockable status of references.

NORMAL STOCK ITEMS

W.E.F. April 01st, 2026



Easy Harmony Electronic Relays

The easy choice for timer and control relays

Newly
Launched

- **Cost-effective:**
Essential choice with optimized function features
- **Space saving:**
Compact size in 17.5mm form factor
- **Easy selection:**
Six references to meet most of the application needs
- **Meets international industrial standards:**
cULus, CE, CCC, and UKCA



RM10: Control relays



RE10: Timer relays



se.com/in

INDERSONS, S-11 Rajouri Garden, New Delhi 110027 email: sales@indersonsindia.com



RM10 series

Control relays with the basic, standard or advanced monitoring function of 3 phase power network that feeds to the customer application.

Harmony 3 Phase Control Relays

Description	Range	Voltage	Output	Reference	Unit MRP [₹]
Basic: Phase sequence, phase loss	-	208...480Vac	1CO, 5A	RM10TG00N	2071
Standard: Phase sequence, phase loss, phase imbalance	0...15s	208...480Vac	1CO, 5A	RM10TA00N	2507
Advanced: Phase sequence, phase loss, phase imbalance, over voltage and under voltage	0...100s	208...480Vac	1CO, 5A	RM10TE00N	2834



RE10 series

Timer relays with single time function, to fulfill customer application needs with simple hard-wired timing control.

Harmony Timer Relays

Description	Range	Voltage	Output	Reference	Unit MRP [₹]
Single function: ON delay	0...30hrs	240VAC or 24VAC/DC	1CO, 5A	RE10RAMUN	1417
Single function: OFF delay	0...30hrs	240VAC or 24VAC/DC	1CO, 5A	RE10RCMUN	1744
Single function: Star-delta	0...120s	240 VAC	1CO, 5A	RE10RQM7N	1526

Adapted to your applications, segments and operating environments



Pumping



Fan



Motor



Generator



Material working



Material handling



MMM

Please contact Customer Care Center for Stockable and Non stockable status of references.

NORMAL STOCK ITEMS

W.E.F. April 01st, 2026



Control & Signaling Unit

Push Buttons, Switches and Pilot Lights

se.com/in

INDERSONS, S-11 Rajouri Garden, New Delhi 110027 email: sales@indersonsindia.com

Pilot lights

Description	Supply Voltage	Colour	Reference	Unit MRP [₹]
With Direct Integral LED				
	~/ - 12V	White	XA2EVJ1LC	247
	~/ - 12V	Green	XA2EVJ3LC	220
	~/ - 12V	Red	XA2EVJ4LC	220
	~/ - 12V	Amber	XA2EVJ5LC	220
	~/ - 12V	Blue	XA2EVJ6LC	327
	~/ - 12V	Yellow	XA2EVJ8LC	220
	~/ - 24V	White	XA2EVB1LC	247
	~/ - 24V	Green	XA2EVB3LC	220
	~/ - 24V	Red	XA2EVB4LC	220
	~/ - 24V	Amber	XA2EVB5LC	220
	~/ - 24V	Blue	XA2EVB6LC	327
	~/ - 24V	Yellow	XA2EVB8LC	220
	~/ - 30V	White	XA2EVC1LC	247
	~/ - 30V	Green	XA2EVC3LC	220
	~/ - 30V	Red	XA2EVC4LC	220
	~/ - 30V	Amber	XA2EVC5LC	220
	~/ - 30V	Blue	XA2EVC6LC	327
	~/ - 30V	Yellow	XA2EVC8LC	220
	~/ - 48V	White	XA2EVE1LC	247
	~/ - 48V	Green	XA2EVE3LC	220
	~/ - 48V	Red	XA2EVE4LC	220
	~/ - 48V	Amber	XA2EVE5LC	220
	~/ - 48V	Blue	XA2EVE6LC	327
	~/ - 48V	Yellow	XA2EVE8LC	220
	~/ - 60...63.5 V	White	XA2EVEE1LC	247
	~/ - 60...63.5 V	Green	XA2EVEE3LC	220
	~/ - 60...63.5 V	Red	XA2EVEE4LC	220
	~/ - 60...63.5 V	Amber	XA2EVEE5LC	220
	~/ - 60...63.5 V	Blue	XA2EVEE6LC	327
	~/ - 60...63.5 V	Yellow	XA2EVEE8LC	220
	~/ - 110 V	White	XA2EVF1LC	256
	~/ - 110 V	Green	XA2EVF3LC	220
	~/ - 110 V	Red	XA2EVF4LC	220
	~/ - 110 V	Amber	XA2EVF5LC	220
	~/ - 110 V	Blue	XA2EVF6LC	362
	~/ - 110 V	Yellow	XA2EVF8LC	220
	- 220 V	White	XA2EVMD1LC	306
	- 220 V	Green	XA2EVMD3LC	296
	- 220 V	Red	XA2EVMD4LC	278
	- 220 V	Blue	XA2EVMD6LC	618
	- 220 V	Yellow	XA2EVMD8LC	278
	~ 220 ... 230 V	White	XA2EVM1LC	247
	~ 220 ... 230 V	Green	XA2EVM3LC	220
	~ 220 ... 230 V	Red	XA2EVM4LC	220
	~ 220 ... 230 V	Amber	XA2EVM5LC	220
	~ 220 ... 230 V	Blue	XA2EVM6LC	327
	~ 220 ... 230 V	Yellow	XA2EVM8LC	220
	~ 380 ... 400 V	White	XA2EVQ1LC	338
~ 380 ... 400 V	Green	XA2EVQ3LC	338	
~ 380 ... 400 V	Red	XA2EVQ4LC	327	
~ 380 ... 400 V	Amber	XA2EVQ5LC	362	
~ 380 ... 400 V	Blue	XA2EVQ6LC	728	
~ 380 ... 400 V	Yellow	XA2EVQ8LC	327	

Please contact Customer Care Center for Stockable and Non stockable status of references.

NORMAL STOCK ITEMS

W.E.F. April 01st, 2026

Pushbuttons

Description	Contacts	Color	Reference	Unit MRP ₹
Pushbuttons plastic circular bezel - complete, spring return				
Flush unmarked	1 NO	White	XB5AA11N	233
Flush unmarked	1 NO	Black	XB5AA21N	225
Flush unmarked	1 NO	Green	XB5AA31N	225
Flush unmarked	1 NO	Yellow	XB5AA51N	225
Flush unmarked	1 NO	Blue	XB5AA61N	225
Flush unmarked	1 NC	Red	XB5AA42N	225
Flush unmarked	1 NO	Red	XB5AA41N	225
Projecting	1 NC	Red	XB5AL42N	272
Double headed Pushbutton	1 NO + 1 NC	Green	XB5AL845N	1582
Flush with silicon transparent boot	1 NO	Green	XB5AP31N	342

Illuminated Pushbuttons

Description	Contacts	Color	Reference	Unit MRP ₹
Illuminated Pushbuttons plastic circular bezel - complete, Clear Lens				
Flush Integral LED 24V AC/DC	1 NO	White	XB5AW31B1N	656
Flush Integral LED 24V AC/DC	1 NO	Green	XB5AW33B1N	656
Flush Integral LED 24V AC/DC	1 NC	Red	XB5AW34B2N	656
Flush Integral LED 24V AC/DC	1 NO	Yellow	XB5AW35B1N	656
Flush Integral LED 24V AC/DC	1 NO	Amber	XB5AW38B1N	734
Flush Integral LED 24V AC/DC	1 NO	Blue	XB5AW36B1N	1209
Flush Integral LED 110V AC	1 NO	Green	XB5AW33G1N	799
Flush Integral LED 110V AC	1 NC	Red	XB5AW34G2N	799
Flush Integral LED 230V AC	1 NO	White	XB5AW31M1N	662
Flush Integral LED 230V AC	1 NO	Green	XB5AW33M1N	656
Flush Integral LED 230V AC	1 NC	Red	XB5AW34M2N	656
Flush Integral LED 230V AC	1 NO	Yellow	XB5AW35M1N	656
Flush Integral LED 230V AC	1 NO	Amber	XB5AW38M1N	734
Flush Integral LED 230V AC	1 NO	Blue	XB5AW36M1N	1209

* Clear type illuminated Push buttons are provided with striated lenses.

Pilot Lights

Description	Supply Voltage V	Color	Reference	Unit MRP ₹
With smooth lens (except clear colour)				
Direct Integral LED	24V AC/DC	White	XB7EV01BPN	341
Direct Integral LED	24V AC/DC	Green	XB7EV03BPN	318
Direct Integral LED	24V AC/DC	Red	XB7EV04BPN	318
Direct Integral LED	24V AC/DC	Yellow	XB7EV05BPN	318
Direct Integral LED	24V AC/DC	Amber	XB7EV08BPN	318
Direct Integral LED	24V AC/DC	Blue	XB7EV06BPN	652
Direct Integral LED	120V AC	White	XB7EV01GPN	380
Direct Integral LED	120V AC	Green	XB7EV03GPN	318
Direct Integral LED	120V AC	Red	XB7EV04GPN	318
Direct Integral LED	120V AC	Yellow	XB7EV05GPN	351
Direct Integral LED	120V AC	Amber	XB7EV08GPN	318
Direct Integral LED	120V AC	Blue	XB7EV06GPN	725
Direct Integral LED	230V AC	White	XB7EV01MPN	341
Direct Integral LED	230V AC	Green	XB7EV03MPN	318
Direct Integral LED	230V AC	Red	XB7EV04MPN	318
Direct Integral LED	230V AC	Yellow	XB7EV05MPN	318
Direct Integral LED	230V AC	Amber	XB7EV08MPN	318
Direct Integral LED	230V AC	Blue	XB7EV06MPN	652

* Clear type pilot lights are provided with striated lens.

Please contact Customer Care Center for Stockable and Non stockable status of references.

NORMAL STOCK ITEMS

W.E.F. April 01st, 2026

Selector Switch

Description	Type	Contacts	Color	Reference	Unit MRP ₹
Selector Switch-Complete(Non-Illuminated)					
Stanadard Handle	2 Position stay put	1 NO	Black	XB5AD21N	553
	2 Position spring return, right to left	1 NO	Black	XB5AD41N	878
	3 Position stay put	2 NO	Black	XB5AD33N	602
	3 Position spring return to center	2 NO	Black	XB5AD53N	640
	3 Position spring return, left to center	2 NO	Black	XB5AD73N	748
	3 Position spring return, right to center	2 NO	Black	XB5AD83N	765
Long Handle	2 Position stay put	1 NO	Black	XB5AJ21N	637
	3 Position stay put	2 NO	Black	XB5AJ33N	681
	3 Spring return to center	2 NO	Black	XB5AJ53N	663
Key Switch	2 Position stay put L- Key release	1 NO	Black	XB5AG21N	867
	2 Position stay put R-L Key release	1 NO	Black	XB5AG41N	925
	2 Position spring return, right to left, L	1 NO	Black	XB5AG61N	1644
	3 Position stay put, All pos Key release	2 NO	Black	XB5AG03N	736
	3 Position stay put, Center Key release	2 NO	Black	XB5AG33N	1016
	3 Position stay put, R-L Key release	2 NO	Black	XB5AG53N	1029

Description	Supply Voltage	Contacts	Color	Reference	Unit MRP ₹
Illuminated Selector Switch-Complete					
2 Position Stay put	24 VAC/ DC	1 NO	White	XB5AK121B1N	1248
	24 VAC/ DC	1 NO	Green	XB5AK123B1N	973
	24 VAC/ DC	1 NC	Red	XB5AK124B2N	973
	24 VAC/ DC	1 NO	Yellow	XB5AK125B1N	973
2 Position Spring Return	24 VAC/ DC	1 NO	Green	XB5AK143B1N	1896
	230V AC	1 NO	White	XB5AK121M1N	1248
2 Position Stay put	230V AC	1 NO	Green	XB5AK123M1N	973
	230V AC	1 NC	Red	XB5AK124M2N	973
	230V AC	1 NO	Yellow	XB5AK125M1N	1080
3 Position Stay put	24 VAC/ DC	2 NO	Green	XB5AK133B3N	1017
	24 VAC/ DC	1 NO+1 NC	Red	XB5AK134B5N	1132
3 Position Spring Return	24 VAC/ DC	2 NO	White	XB5AK151B3N	1231
	24 VAC/ DC	2 NO	Green	XB5AK153B3N	1018
	24 VAC/ DC	2 NO	Yellow	XB5AK155B3N	1652
3 Position Stay put	230 VAC	2 NO	Green	XB5AK133M3N	1017
	230 VAC	1 NO+1 NC	Red	XB5AK134M5N	1132
	230 VAC	2 NO	Yellow	XB5AK135M3N	1187
3 Position Spring Return	230 VAC	2 NO	White	XB5AK151M3N	1108
	230 VAC	2 NO	Green	XB5AK153M3N	1018
	230 VAC	2 NO	Yellow	XB5AK155M3N	1652

Mushhead Pushbutton

Description	Dia of Head	Type of Contact	Colour	Reference	Unit MRP ₹
Mushroom Head Pushbuttons					
Spring return	40	1 NO	Black	XB5AC21N	449
	40	1 NO	Green	XB5AC31N	446
	40	1 NC	Red	XB5AC42N	446
	60	1 NO	Green	XB5AR31N	603
Emergency Switching Off Mushroom Head push button					
Turn to release	30	1 NC	Red	XB5AS442N	425
Turn to release	40	1 NC	Red	XB5AS542N	425
Key release (n°155)	40	1 NC	Red	XB5AS142N	776
Trigger action Turn to release	40	1 NO+ 1 NC	Red	XB5AS8445N	1029
Trigger action key to release	40	1 NO+ 1 NC	Red	XB5AS9445N	1017

Please contact Customer Care Center for Stockable and Non stockable status of references.

NORMAL STOCK ITEMS

W.E.F. April 01st, 2026

Illuminated Pushbutton with yellow LED

Description	Supply Voltage	Type of Contact	Color	Reference	Unit MRP ₹
Double Headed Pushbuttons (Spring return)					
1 flush push (marked "I") 1 pilot light 1 projecting push (marked "O")	24V AC/DC	NO+NC	Green+Red	XB5AW84B5N	1569
	230V AC	NO+NC	Green+Red	XB5AW84M5N	1569
Illuminated Emergency Switching Off Pushbutton (Mushroom head)					
Turn to release	24V AC/DC	NC	Red	XB5AW74B2N	1390
	230V AC	NC	Red	XB5AW74M2N	1476

Accessories

Description	Marking on Yellow background	Color	Reference	Unit MRP ₹
Double Headed Pushbuttons (Spring return)				
Circular Legends for Emergency stop function	Emergency Stop	Yellow	ZBY9330N	163

Description	Contact Type	Reference	Unit MRP ₹
Contact blocks with screw clamp terminal connections			
Single contact block	1 NO	ZBE101N	131
Single contact block	1 NC	ZBE102N	131

Description	Reference	Unit MRP ₹
Contact blocks with screw clamp terminal connections		
Boot for cylindrical flush PB	ZBPAN	88

Biometric Switches

Description	Reference	Unit MRP ₹
Bistable biometric switch, 24 V DC - PNP - by 2m cable	XB5S1B2L2	50353
Bistable biometric switch, 24 V DC - PNP - by M12 connector	XB5S1B2M12	53123
Monostable biometric switch, 24 V DC - PNP - by 2m cable	XB5S2B2L2	51013
Monostable biometric switch, 24 V DC - PNP - by M12 connector	XB5S2B2M12	52960

Please contact Customer Care Center for Stockable and Non stockable status of references.

NORMAL STOCK ITEMS

W.E.F. April 01st, 2026



Easy Harmony XB2

Just enough robust switch with added strength

Reliable, flexible and just enough



Easy Harmony XB2 Ø 22 mm metal modular push buttons and switches, are the basic products perfectly suited to meet majority of installation requirements, with metal features for added strength.

Designed for robust applications without compromising on ease of use, safety, flexibility and availability. Providing just enough and a little more.

Target Segments

Consumer packaging, material working, textile machine, printing, hoisting, process control, lift and elevator.

se.com/in

INDERSONS, S-11 Rajouri Garden, New Delhi 110027 email: sales@indersonsindia.com

Easy Harmony XB2



Ø 22 mm metal modular push buttons and switches

Fit for purpose

- Designed to be used in numerous control and signaling applications
- Easy selection of the key functions for standard applications
- Diameter Ø 22 mm for standard OEM and panel-builder applications

Robustness

- Metal bezels with metal fixing collars for impact endurance
- Excellent resistance to mechanical shocks and vibrations
- Metal screws for secure fix and grounding contact to the panel
- Conforming to CE, CCC and RoHS
- Tested and certified performance
- IP65
- Supports an operating temperature range from -25°C to +70°C

Easiness

- Simple installation with screwdriver
- Flexibility with sub-assemblies for easy mix and match of functionalities
- Simple modular design facilitates post installation servicing, modification and adaptation of machines by non-specialists
- Anti-loosening system for screw clamp terminals of contact blocks

Availability

- Supported by the service of Schneider Electric, a worldwide leader in automation and control
- Wide availability via an extensive distribution network

Type of functions	Contact functions			Contact and signaling functions	Signaling functions	
Type of products	Pushbuttons	Emergency switching off and emergency stop pushbuttons	Selector and key switches	Special functions	Illuminated pushbuttons	Pilot lights
Description of range	Pushbuttons, spring return: flush push, mushroom head, projecting or booted	Emergency switching off and stop pushbuttons: turn to release and push-pull	Selector switches, 2- or 3-position standard or long handle or key switches	Joystick and buzzer	Illuminated pushbuttons with integral LED, spring return: flush push or projecting	Pilot lights with integral LED
Type references	XB2BA..C/ BC..C/ BL..C/ BP..C/BR..C (Complete) ZB2BA.C/ BC.C/BL.C/ BPC/ BR.C (Head)	XB2BS...C/ BT.C (Complete) ZB2BS..C/ BTC (Head)	XB2BD..C/ BJ..C/ BG..C (Complete) ZB2BD.C/ BJ.C/ BG.C (Head)	XD2PA.. CR (Joystick) XB2BS...C (Buzzer)	XB2BW3..1C (Complete) ZB2BW..C (Head)	XA2EV..LC

Please contact Customer Care Center for Stockable and Non stockable status of references.

NORMAL STOCK ITEMS

W.E.F. April 01st, 2026

Push Button Complete unit

Description	Contacts	Color	Reference	Unit MRP [₹]
Spring Return type				
Flush unmarked	1 NO	White	XB2BA11C	229
Flush unmarked	1 NO	Black	XB2BA21C	229
Flush unmarked	1 NO	Green	XB2BA31C	229
Flush unmarked	1 NC	Red	XB2BA42C	229
Flush unmarked	1 NO	Yellow	XB2BA51C	229
Flush unmarked	1 NO	Blue	XB2BA61C	229
With Marking "I"	1 NO	Green	XB2BA3311C	290
With Marking	1 NO	Black	XB2BA3351C	290
With Marking	1 NO	white	XB2BA3341C	290
With Marking "O"	1 NC	Red	XB2BA4322C	290
Spring Return type with Projecting push				
	1 NO	Green	XB2BL31C	241
	1 NC	Red	XB2BL42C	241
Spring Return , Booted Pushbutton				
	1 NO	Black	XB2BP21C	333
	1 NO	Green	XB2BP31C	333
	1 NC	Red	XB2BP42C	333
Spring Return , Mushroom Head Pushbutton				
40 mm	1 NO	Black	XB2BC21C	295
40 mm	1 NO	Green	XB2BC31C	295
40 mm	1 NO	Yellow	XB2BC51C	295
40 mm	1 NC	Red	XB2BC42C	295
60 mm	1 NO	Black	XB2BR21C	371

Emergency Switching Off PushButton

Description	Contacts	Color	Reference	Unit MRP [₹]
Mushroom Push button Head				
40 mm Push Pull	1 NC	Red	XB2BT42EC	371
30 mm Turn to release	1 NC	Red	XB2BS442C	371
40 mm Turn to release	1 NC	Red	XB2BS542C	371
60 mm Turn to release	1 NC	Red	XB2BS642C	459

Emergency Stop Pushbutton

Description	Contacts	Color	Reference	Unit MRP [₹]
Mushroom Push button Head (complaint with IEC60947-5-5)				
40 mm Push Pull	1 NC	Red	XB2BT842C	849
40 mm Turn to Release	1 NC	Red	XB2BS8442C	496

Description	Contacts	Color	Reference	Unit MRP [₹]
Spring Return Illuminated Pushbutton				
24 V AC/DC with integral LED	1 NO	White	XB2BW31B1C	834
	1 NO	Green	XB2BW33B1C	531
	1 NO	Red	XB2BW34B1C	531
	1 NO	Orange	XB2BW35B1C	531
	1 NO	Blue	XB2BW36B1C	859
220-230 V AC with integral LED	1 NO	White	XB2BW31M1C	834
	1 NO	Green	XB2BW33M1C	531
	1 NO	Red	XB2BW34M1C	531
	1 NO	Yellow	XB2BW35M1C	531
	1 NO	Blue	XB2BW36M1C	859

Selector Switch

Description	Contacts	Color	Reference	Unit MRP [₹]
Spring Return type				
2 Position stay put	1 NO	Black	XB2BD21C	435
2 Position stay put	1 NO + 1 NC	Black	XB2BD25C	580
2 Position spring return, right to left	1 NO	Black	XB2BD41C	435
2 Position spring return, right to left	1 NO + 1 NC	Black	XB2BD45C	580
3 Position stay put	2 NO	Black	XB2BD33C	536
3 Position spring return to center	2 NO	Black	XB2BD53C	565
3 Position spring return, left to center	2 NO	Black	XB2BD73C	565
With Long Handle				
2 Position stay put	1 NO	Black	XB2BJ21C	435
2 Position stay put	1 NO + 1 NC	Black	XB2BJ25C	580
3 Position Stay put	2 NO	Black	XB2BJ33C	536
3 position Spring return from 2 side	2 NO	Black	XB2BJ53C	565
With Key Switch				
2 Position stay put, 1 side pull out	1 NO	Black	XB2BG21C	564
2 Position stay put, 2 side pull out	1 NO	Black	XB2BG41C	564
2 Position spring return, Right to left , 1 side pull out	1 NO	Black	XB2BG61C	564
3 Position stay put, middle pull out	2 NO	Black	XB2BG33C	692
3 Position stay out , 2 side pull out	2 NO	Black	XB2BG53C	692
3 Position stay out , 3 side pull out	2 NO	Black	XB2BG03C	692

Body Assemblies

Description	Contact type	Reference	Unit MRP [₹]
Body assemblies with contact block			
	1 NO	ZB2BZ101C	136
	1 NC	ZB2BZ101C	136
	2 NO	ZB2BZ103C	270
	2 NC	ZB2BZ104C	270
	1 NO + 1 NC	ZB2BZ105C	270
Contact block			
	1 NO	ZB2BE101C	120
	1 NC	ZB2BE102C	120

Buzzers from XB2 Series

Description	Reference	Unit MRP [₹]
Red illuminated buzzer DC/AC24V	XB2BSB4LC	750
Red illuminated buzzer AC220V	XB2BSM4LC	750
Buzzer 24V AC/DC	XB2BSBC	704
Buzzer 220V AC	XB2BSMC	704

Please contact Customer Care Center for Stockable and Non stockable status of references.

NORMAL STOCK ITEMS

W.E.F. April 01st, 2026

Universal Light Blocks for LED Pilot light

Descriptions	Supply Voltage	Colour	Reference	Unit MRP ₹
For XAL Metal Enclosures	24V AC/DC	White	ZALVB1	917
For XAL Metal Enclosures	220V AC	White	ZALVM1	2822
For XB5/XB4 references without end with "N"	24V AC/DC	White	ZBVB1	764
For XB5/XB4 references without end with "N"	120V AC	White	ZBVG1	1705
For XB5/XB4 references without end with "N"	220V AC	White	ZBVM1	1745

XAL - Empty enclosures for XB5 and XB4 Push button and Pilot light

Description	No of Cut out	Color of Enclosure	Reference	Unit MRP ₹
For normal environment Light grey base IP65	1	Dark grey	XALD01	938
For normal environment Light grey base IP65	2	Dark grey	XALD02	1163
For normal environment Light grey base IP65	3	Dark grey	XALD03	1442
For normal environment Light grey base IP65	4	Dark grey	XALD04	1973
For normal environment Light grey base IP65	5	Dark grey	XALD05	2577
For normal environment Light grey base IP65	1	Yellow	XALK01	1109
For normal environment Light Grey base IP54	2	Light Grey	XALE2	759
For normal environment Light Grey base IP54	3	Light Grey	XALE3	926

XALB – Plastic Empty enclosures for use with XB2 (ZB2*)

Description	No of Cut out	Color of Enclosure	Reference	Unit MRP ₹
50 mm depth , 22 mm Opening , Grey cover	1	Dark Grey base	XALB015C	On Request
70 mm depth , 22 mm Opening , Grey cover	1	Dark Grey base	XALB017C	On Request
50 mm depth , 22 mm Opening , Grey cover	2	Dark Grey base	XALB025C	On Request
70 mm depth , 22 mm Opening , Grey cover	2	Dark Grey base	XALB027C	On Request
50 mm depth , 22 mm Opening , Grey cover	3	Dark Grey base	XALB035C	On Request
70 mm depth , 22 mm Opening , Grey cover	3	Dark Grey base	XALB037C	On Request
50 mm depth , 22 mm Opening , Yellow cover (for Emergency Stop)	1	Dark Grey base	XALB015YC	On Request
70 mm depth , 22 mm Opening , Yellow cover (for Emergency Stop)	1	Dark Grey base	XALB017YC	On Request

ZEN - Contact block for mounting on Metal plate at back of enclosure

Description	Contacts Type and Composition	Reference	Unit MRP ₹
Standard single	1 NO	ZENL1111 <input checked="" type="checkbox"/>	539
Contact block	1 NC	ZENL1121 <input checked="" type="checkbox"/>	539

Please contact Customer Care Center for Stockable and Non stockable status of references.

NORMAL STOCK ITEMS

W.E.F. April 01st, 2026

Transition to equipment signaling excellence, elevate your operations

Harmony XVB7 Modular Tower Light

Coming Soon



se.com/in

INDERSONS, S-11 Rajouri Garden, New Delhi 110027 email: sales@indersonsindia.com

Better and brighter: Light up your journey with Harmony Modular Tower Lights



Harmony Modular Tower Lights, XVB7, feature a sleek, new design incorporating universal LEDs to maximize brightness while minimizing energy consumption.

With easy installation and a modular concept, Harmony Modular Tower Lights simplify your selection journey and enable operational efficiency.



Better and brighter

- Elevated modern design
- 4x improvement in brightness



Flexible

- Modular concept provides selection flexibility
- IO-Link and USB connections enable more operation capability



Efficient

- More rationalized construction, reduce 3x SKUs with the same functional coverage
- Push-in terminal reduces wiring time by up to 75%
- M12 connection reduces wiring time by up to 95%



Sustainability focused

- Power optimization via energyefficient LED
- Sustainable lifecycle from material to manufacturing

Precision, sustainability, and safety are important for maintaining peak productivity levels, particularly in environments where high performance and safety are critical.



Safety you can see

Bright light = clear signals





Modular tower lights Ø 70 mm for customer assembly with light and sound functions

Description	Light Source	Color	Reference	Unit MRP [₹]
Light modules with steady light signal (IP66)				
Light modules with energy-efficient LED	LED, included 24 V AC/DC	Green	XVB7C23	On Request
	LED, included 24 V AC/DC	Red	XVB7C24	On Request
	LED, included 24 V AC/DC	Orange	XVB7C25	On Request
	LED, included 24 V AC/DC	Blue	XVB7C26	On Request
	LED, included 24 V AC/DC	White	XVB7C27	On Request
	LED, included 24 V AC/DC	Yellow	XVB7C28	On Request

Light modules with Blinking light signal (IP66)				
Light modules with energy-efficient LED	LED, included 24 V AC/DC	Green	XVB7C53	On Request
	LED, included 24 V AC/DC	Red	XVB7C54	On Request
	LED, included 24 V AC/DC	Orange	XVB7C55	On Request
	LED, included 24 V AC/DC	Blue	XVB7C56	On Request
	LED, included 24 V AC/DC	White	XVB7C57	On Request
	LED, included 24 V AC/DC	Yellow	XVB7C58	-

Light modules with Flashing light signal (IP66)				
Light modules with energy-efficient LED	LED, included 24 V AC/DC 2 Joules flash	Green	XVB7C63	On Request
	LED, included 24 V AC/DC 2 Joules flash	Red	XVB7C64	On Request
	LED, included 24 V AC/DC 2 Joules flash	Orange	XVB7C67	On Request
	LED, included 24 V AC/DC 2 Joules flash	Blue	XVB7C66	On Request
	LED, included 24 V AC/DC 2 Joules flash	White	XVB7C67	On Request
	LED, included 24 V AC/DC 2 Joules flash	Yellow	XVB7C68	On Request

Beacon lens with steady light signal (IP66)				
Light modules with energy-efficient LED	LED, included 24 V AC/DC	Green	XVB7L23	On Request
	LED, included 24 V AC/DC	Red	XVB7L24	On Request
	LED, included 24 V AC/DC	Orange	XVB7L25	On Request
	LED, included 24 V AC/DC	Blue	XVB7L26	On Request
	LED, included 24 V AC/DC	White	XVB7L27	On Request
	LED, included 24 V AC/DC	Yellow	XVB7L28	On Request

Beacon lens with flashing light signal (IP66)				
Light modules with energy-efficient LED	LED, included 24 V AC/DC 2 Joules flash	Green	XVB7L63	On Request
	LED, included 24 V AC/DC 2 Joules flash	Red	XVB7L64	On Request
	LED, included 24 V AC/DC 2 Joules flash	Orange	XVB7L65	On Request
	LED, included 24 V AC/DC 2 Joules flash	Blue	XVB7L66	On Request
	LED, included 24 V AC/DC 2 Joules flash	White	XVB7L67	On Request
	LED, included 24 V AC/DC 2 Joules flash	Yellow	XVB7L68	On Request

Description	Voltage	Connection	Color	Reference	Unit MRP [₹]
Base modules for direct fixing (IP66) or tube fixing (IP65)					
Standard base modules with tube and cover	24 V AC/DC	Push in terminal	Dark Grey	XVB7C21B	On Request
	24 V AC/DC	M12 connector (A-coded, 15 cm cable)	Dark Grey	XVB7C61	On Request
	24 V AC/DC	IO-Link protocol (V1.1) M12 connector (A-coded, 15 cm cable)	Dark Grey	XVB7C31	On Request
	100..240 V AC 120 V AC/DC	Push in terminal	Dark Grey	XVB7C21M	On Request

Description	Voltage	Color	Reference	Unit MRP [₹]
Rotating and multi-functional modules (IP66)				
Multi-functional module adjustable via dip switch: 8 colors, 4 light patterns Steady, blinking, 2 x flash, 3 x flash	LED, included 24 V AC/DC	Clear Lens 8 Colors (blue, green, Orange, Red, White yellow, turquoise and violet)	XVB7CM9	On Request

Description	Voltage	Sound Pattern	Reference	Unit MRP [₹]
Audible Module				
Sounder 360° omni sound, IP66 Up to 102 dB (A) at 1 meter Dark Grey	24 V AC/DC	2 tones buzzer (continuous or intermittent)	XVB7C9S	On Request

Please contact Customer Care Center for Stockable and Non stockable status of references.

NORMAL STOCK ITEMS

W.E.F. April 01st, 2026



- Motor less + LED Flashing
- External Buzzer volume adjustor 70 DB to 90 DB
- Straight & Side wiring- more flexible

XVR3 Multifunctional LED Beacon NEW

Description	Reference	Unit MRP [₹]
Multi-functional LED Beacon green witout buzzer DC/AC 12~24V	XVR3B03	18934
Multi-functional LED Beacon red witout buzzer DC/AC 12~24V	XVR3B04	18965
Multi-functional LED Beacon orange witout buzzer DC/AC 12~24V	XVR3B05	18644
Multi-functional LED Beacon green witout buzzer AC 100~230V	XVR3M03	18584
Multi-functional LED Beacon red witout buzzer AC 100~230V	XVR3M04	18301
Multi-functional LED Beacon Orange witout buzzer AC 100~230V	XVR3M05	18644
Multi-functional LED Beacon red with buzzer DC/AC 12~24V	XVR3B04S	37314
Multi-functional LED Beacon orange with buzzer DC/AC 12~24V	XVR3B05S	38413
Multi-functional LED Beacon green with buzzer AC 100~230V	XVR3M03S	20619
Multi-functional LED Beacon red with buzzer AC 100~230V	XVR3M04S	17109
Multi-functional LED Beacon orange with buzzer AC 100~230V	XVR3M05S	18365
Multi-functional LED Beacon blue with buzzer AC 100~230V	XVR3M06S	20236

XVS Sirens

Description	Reference	Unit MRP [₹]
2 tones siren - 106 dB - 12...24V AC/DC - white	XVS10BMW	34378
2 tones siren - 106 dB - 120V AC - white	XVS10GMW	34378
2 tones siren - 106 dB - 230V AC - white	XVS10MMW	34378

DL1 Incandescent Bulb

Description	Reference	Unit MRP [₹]
Clear incandescent bulb for Signaling - ba 15d - 24 v 4 w	DL1BEBS	448
Clear incandescent bulb for Signaling - ba 15d - 120 v 7 w	DL1BEG	474
Clear incandescent bulb for Signaling - ba 15d - 230 v 5 w	DL1BEMS	487

XVR Rotating Mirror Beacon

Description	Light Block Colour	Reference	Unit MRP [₹]
Rotating mirror beacon w/o buzzer XVR - Ø 130 - 24 V AC DC	Red	XVR13B04L	20770
Rotating mirror beacon w/o buzzer XVR - Ø 130 - 24 V AC DC	Orange	XVR13B05L	19799
Rotating mirror beacon w/o buzzer XVR - Ø 120 - 24 V AC DC	Blue	XVR12B06	26873
Rotating mirror beacon w/o buzzer XVR - Ø 130 - 120 V AC	Red	XVR13G04L	24543
Rotating mirror beacon w/o buzzer XVR - Ø 130 - 230 V AC	Red	XVR13M04L	26122
Rotating mirror beacon w/o buzzer XVR - Ø 130 - 230 V AC	Orange	XVR13M05L	24321

Please contact Customer Care Center for Stockable and Non stockable status of references.

NORMAL STOCK ITEMS

W.E.F. April 01st, 2026



Tower light vivid in all kinds of ambient

Easy Harmony XVG Monolithic tower light

When Simple is just enough without compromise in quality.

Intuitive clear lens design suitable in bright environment and long distance view

Clear lens design overcome colored lens dull and reflection in bright environment.

From far, can easily differentiate machine status by ON/OFF condition of tower light, even in bright and densed environment.

Pre-wired and pre-assembled simplify selection, engineering and inventory management

Easy colored code wire with respect to function ease installation and maintenance work.

Simple yet complete signaling applications

From single layer up to 4 layers. From steady to flashing light pattern. 5 types of mounting option. Wide voltage ranges options from 24V AC/DC, 220~240V AC. Answer most of the signaling applications.



se.com/in

INDERSONS, S-11 Rajouri Garden, New Delhi 110027 email: sales@indersonsindia.com



Offer overview

- Single layer to 4 layers. IP23 to IP53 depends on different mounting.
- Buzzer pressure level max 85dB @1m
- 5 type of mounting options
- Red flashing @ 1Hz on single layer, up to 4 colors (R/O/G/B) in steady pattern
- Long lasting LEDs, can operating more than 100K hours, low power consumption
- CE, CCC and EAC certification approval

Voltage	Colors	Light Pattern	Mounting Type	Without Buzzer	Buzzer
24V DC/AC	Red	Steady	100mm pole with L bracket 100mm pole with foldable bracket	XVGB1A XVGB1MA	XVGB1SA XVGB1SMA
		Flashing	100mm pole with L bracket 100mm pole with foldable bracket		XVGB1SFA XVGB1SMFA
220~240V AC		Steady	100mm pole with L bracket 100mm pole with foldable bracket	XVGM1A XVGM1MA	XVGM1SA XVGM1SMA
		Flashing	100mm pole with L bracket 100mm pole with foldable bracket		XVGM1SFA XVGM1SMFA



Voltage	Colors	Light Pattern	Mounting Type	Without Buzzer	Buzzer
24 V DC/AC	2 layers: Red/Green 3 layers: Red/Orange/Green 4 layers: Red/Orange/Green/Blue	Steady	Base Mount Direct Alu tube Alu tube and L-bracket Alu tube and fixing plate Alu tube and foldable bracket	XVGB*W XVGB*T XVGB* XVGB*H XVGB*M	XVGB*SW XVGB*ST XVGB*S XVGB*SH XVGB*SM
220~240V AC	2 layers: Red/Green 3 layers: Red/Orange/Green	Steady	Base Mount Direct Alu tube Alu tube and L-bracket Alu tube and fixing plate Alu tube and foldable bracket	XVGM+W XVGM+T XVGM+ XVGM+H XVGM+M	XVGM+SW XVGM+ST XVGM+S XVGM+SH XVGM+SM



ø Replace * with 2 to 4 represent 2 to 4 layers for DC models
ø Replace + with 2 to 3 represent 2 to 3 layers for AC models



Please contact Customer Care Center for Stockable and Non stockable status of references.

NORMAL STOCK ITEMS

W.E.F. April 01st, 2026

Tower light, Ø 60 mm, Pre-assembled, PreCabled, Monoethic, Economical Version,
 XVGB-Series with LED for steady light - 24VDC

Description	References	Unit MRP [₹]
With aluminium tube mounting and L-bracket		
Without Buzzer		
2-Stage Red, Green	XVGB2	4214
3-Stage Red, Amber, Green	XVGB3	4773
4-Stage Red, Amber, Green, Blue	XVGB4	6131
With Buzzer		
2-Stage Red, Green	XVGB2S	4784
3-Stage Red, Amber, Green	XVGB3S	5426
4-Stage Red, Amber, Green, Blue	XVGB4S	5778
With direct aluminium tube mounting		
Without Buzzer		
2-Stage Red, Green	XVGB2T	4341
3-Stage Red, Amber, Green	XVGB3T	5278
With Buzzer		
3-Stage Red, Amber, Green	XVGB3ST	5464
Without Buzzer		
2-Stage Red, Green	XVGB2H	4214
3-Stage Red, Amber, Green	XVGB3H	4823
4-Stage Red, Amber, Green, Blue	XVGB4H	6325
With Buzzer		
2-Stage Red, Green	XVGB2SH	5151
3-Stage Red, Amber, Green	XVGB3SH	5552
4-Stage Red, Amber, Green, Blue	XVGB4SH	6919
With aluminium tube mounting and foldable bracket		
Without Buzzer		
2-Stage Red, Green	XVGB2M	4830
3-Stage Red, Amber, Green	XVGB3M	5280
With Buzzer		
2-Stage Red, Green	XVGB2SM	5237
3-Stage Red, Amber, Green	XVGB3SM	5734
4-Stage Red, Amber, Green, Blue	XVGB4SM	5782
With base mounting - Direct		
Without Buzzer		
2-Stage Red, Green	XVGB2W	3960
3-Stage Red, Amber, Green	XVGB3W	4659
With Buzzer		
2-Stage Red, Green	XVGB2SW	4635
3-Stage Red, Amber, Green	XVGB3SW	5241
4-Stage Red, Amber, Green, Blue	XVGB4SW	6262
XVG-USB Based Towerlights		
Pre-assembled and pre-cabled Multicolor USB tower light 60mm IP42 Direct base mounting	XVGU3SWV	10972
Pre-assembled and pre-cabled Multicolor USB tower light 60mm IP42 With 100 mm aluminium tube mounting	XVGU3SHAV	11635

Please contact Customer Care Center for Stockable and Non stockable status of references.

NORMAL STOCK ITEMS

W.E.F. April 01st, 2026

Tower light, Ø 60 mm, Pre-assembled , PreCabled , Monolethic , Economical Version , XVGM-Series with LED for steady light - 220..240 VAC

Description	References	Unit MRP ₹
With aluminium tube mounting and L-bracket		
Without Buzzer		
2-Stage Red, Green	XVGM2	4540
3-Stage Red, Amber, Green	XVGM3	5137
With Buzzer		
2-Stage Red, Green	XVGM2S	5154
3-Stage Red, Amber, Green	XVGM3S	5846
With direct aluminium tube mounting		
Without Buzzer		
2-Stage Red, Green	XVGM2T	4678
With Buzzer		
2-Stage Red, Green	XVGM2ST	5733
3-Stage Red, Amber, Green	XVGM3ST	5887
With aluminium tube mounting and fixing plate		
Without Buzzer		
2-Stage Red, Green	XVGM2H	4540
3-Stage Red, Amber, Green	XVGM3H	5193
With Buzzer		
2-Stage Red, Green	XVGM2SH	5554
3-Stage Red, Amber, Green	XVGM3SH	5984
With aluminium tube mounting and foldable bracket		
Without Buzzer		
2-Stage Red, Green	XVGM2M	5206
3-Stage Red, Amber, Green	XVGM3M	5693
With Buzzer		
2-Stage Red, Green	XVGM2SM	5636
3-Stage Red, Amber, Green	XVGM3SM	6178
With Buzzer LED Flashing light		
1-Stage Red	XVGM1SMFA	5193
With base mounting - Direct		
Without Buzzer		
2-Stage Red, Green	XVGM2W	4198
3-Stage Red, Amber, Green	XVGM3W	4999
With Buzzer		
3-Stage Red, Amber, Green	XVGM3SW	5651

Please contact Customer Care Center for Stockable and Non stockable status of references.

NORMAL STOCK ITEMS

W.E.F. April 01st, 2026

Control Station

Pendant Station



Harmony eXLhoist Wireless Remote Control System

Description	References	Unit MRP [₹]
Remote Control Device (6 motion Pushbutton+1 Aux, pushbutton)	ZART8LS	On Request
Receiver with 10 Relay +2 Safety relay : 48...240 V AC	ZARB10WS	On Request
Receiver with 10 Relay +2 Safety relay : 48...240 V AC (Prewired with 1.5 m cable)	ZARB10WSP	On Request



Harmony Pocket Remote Wireless Remote Control System

Transmitter

Description	References	Unit MRP [₹]
3 Single Step Push Buttons	ZART03	On Request
4 Single Step Push Buttons	ZART04	On Request
6 Single Step Push Buttons	ZART06	On Request
8 Single Step Push Buttons	ZART08	On Request
10 Single Step Push Buttons	ZART10	On Request

Receivert

Description	References	Unit MRP [₹]
5 relays small size receiver pre-wired with 1.5 m of cable	ZARB05WSP	On Request
11 relays small size receiver pre-wired with 1.5 m of cable	ZARB11WSP	On Request

Accessories

Description	References	Unit MRP [₹]
DIY adhesive label kit for remote transmitter, 66 x 114 mm/2.60 x 4.49 in. for use with ZART03	ZARC603	On Request
DIY adhesive label kit for remote transmitter, 66 x 114 mm/2.60 x 4.49 in. for use with ZART04	ZARC604	On Request
DIY adhesive label kit for remote transmitter, 66 x 114 mm/2.60 x 4.49 in. for use with ZART06	ZARC606	On Request
DIY adhesive label kit for remote transmitter, 66 x 114 mm/2.60 x 4.49 in. for use with ZART08	ZARC608	On Request
DIY adhesive label kit for remote transmitter, 66 x 114 mm/2.60 x 4.49 in. for use with ZART10	ZARC610	On Request
DIY adhesive label kit for remote transmitter, 66 x 114 mm/2.60 x 4.49 in. fort use with ZART03, ZART04, ZART06, ZART08, ZART10	ZARC620	On Request

Please contact Customer Care Center for Stockable and Non stockable status of references.

NORMAL STOCK ITEMS

W.E.F. April 01st, 2026

Control Station

Pendant Station



- Highly robust pendant control stations
- Conformity with the safety requirements of IEC standards
- 1 or 2 speed up, down, right, and left movements; emergency stop option available
- CE marking , UL/CSA certification
- Complete products IP65
- Double insulated polypropylene casing
- Screw clamp connection

Control station composition	Mechanical interlocking	Contact composition	Reference	Unit MRP [₹]
For Single Hoist Motors				
2 pushbuttons	With mechanical interlocking	1 NO	XACA201	7070
	With mechanical interlocking	1 NC + 1 NO	XACA205	7452
2 booted pushbuttons	With mechanical interlocking	1 NO	XACA211	7139
	With mechanical interlocking	1 NC + 1 NO	XACA215	8135
For Single-Speed Motors				
2 pushbuttons	With mechanical interlocking	1 NO	XACA271	7250
	With mechanical interlocking	1 NC + 1 NO	XACA281	8162
4 pushbuttons	With mechanical interlocking Between pairs	1 NO	XACA471	9243
	With mechanical interlocking Between pairs	1 NC + 1 NO	XACA481	10494
6 pushbuttons	With mechanical interlocking Between pairs	1 NO	XACA671	10802
	With mechanical interlocking Between pairs	1 NC + 1 NO	XACA681	13337
8 pushbuttons	With mechanical interlocking Between pairs	1 NO (for 7 operators)	XACA871	12653
	With mechanical interlocking Between pairs	1 NO (for 8 operators)	XACA881	15826

Joystick Controllers

Description	Legend plate without text	Legend plate Price	Reference	Unit MRP [₹]
XD2-P (One Step in Each Position) Dia. 22mm				
2-Direction Stay-Put	ZD2-GY2201	103	XD2PA12	8134
2-Direction Spring Return to Zero	ZD2-GY2201	103	XD2PA22	7531
4-Direction Stay-Put	ZD2-GY4201	123	XD2PA14	9305
4-Direction Spring Return to Zero	ZD2-GY4201	123	XD2PA24	9452
XD2-G (Two steps in each position) Dia. 22mm				
2 - Direction (2 notches with spring return to zero)	ZD2-GY5201	139	XD2GA8241	18059
4-Direction spring (2 notches with spring return to zero)	ZD2-GY6201	146	XD2GA8441	23825

Foot Switch

Contacts Type and Composition	Reference	Unit MRP [₹]
Insulated Enclosure 1 NC + 1 NO	XPEA110	7584

Please contact Customer Care Center for Stockable and Non stockable status of references.

NORMAL STOCK ITEMS

W.E.F. April 01st, 2026



Upgrade to Harmony XAPD/K for a modern and optimal design



Better integration in machines and modern aesthetic

New XAPD color follows the industrial standard for enclosures and machines (RAL7035).

Allow any type of XB4/XB5 functions, including E-stops with legend plate

Increase legend holders usage (our 2 sizes can be used in both vertical and horizontal direction). Our new flush XB4F/XB5F are also compatible. No change on external dimensions.

Easy to select range with rationalized number of references

Substitution table available on this document.

se.com/in

Discontinued

Available



XAPD*6* + ZB4FBZ014



1. Optimized features and performances



XAPM* = Pg
XAPM*H29 = ISO metric



XAPD* = ISO metric




XAPG = Pg & 3/4 NPT




XAPG* = 3/4 NPT



2. Compatible with our complete offer of products and accessories



3. Friendly customization with configurable legend panels



Please contact Customer Care Center for Stockable and Non stockable status of references.

NORMAL STOCK ITEMS

W.E.F. April 01st, 2026

Substitution table

Existing references	Substitution
XAPJ11 XAPJ11H29	XAPK11
XAPJ1201 XAPJ1201H29	XAPK1201
XAPJ14 XAPJ14H29	XAPK14
XAPJ1501 XAPJ1501H29	XAPK1501
XAPM11 XAPM11H29	XAPD11
XAPM1201 XAPM1201H2 XAPM1201H29 XAPM1201H6 XAPM1201H7	XAPD1201
XAPM1202 XAPM1202H2 XAPM1202H29	XAPD1202
XAPM14 XAPM14H2 XAPM14H29	XAPD14
XAPM1501 XAPM1501H2 XAPM1501H29	XAPD1501
XAPM1502 XAPM1502H2 XAPM1502H29	XAPD1502
XAPM1601 XAPM1601H2 XAPM1601H29	XAPD1601
XAPM21 XAPM21H29	XAPD21
XAPM2202 XAPM2202H2 XAPM2202H29	XAPD2202
XAPM2203 XAPM2203H2 XAPM2203H29	XAPD2203
XAPM2204 XAPM2204H2 XAPM2204H29	XAPD2204

Existing references	Substitution
XAPM24 XAPM24H29	XAPD24
XAPM2502 XAPM2502H2 XAPM2502H29	XAPD2502
XAPM2503 XAPM2503H2 XAPM2503H29	XAPD2503
XAPM2504 XAPM2504H29	XAPD2504
XAPM2602 XAPM2602H2 XAPM2602H29	XAPD2602
XAPM31 XAPM31H29	XAPD31
XAPM3203 XAPM3203H2 XAPM3203H29 XAPM3203H6	XAPD3203
XAPM3204 XAPM3204H2 XAPM3204H29 XAPM3204H6	XAPD3204
XAPM3206 XAPM3206H2 XAPM3206H29	XAPD3206
XAPM34 XAPM34H2 XAPM34H29	XAPD34
XAPM3503 XAPM3503H2 XAPM3503H29	XAPD3503
XAPM3504 XAPM3504H2 XAPM3504H29	XAPD3504
XAPM3506 XAPM3506H2 XAPM3506H29	XAPD3506
XAPM3603 XAPM3603H2 XAPM3603H29	XAPD3603

Please contact Customer Care Center for Stockable and Non stockable status of references.

NORMAL STOCK ITEMS

W.E.F. April 01st, 2026

Substitution table

Existing references	Substitution
XAPM44 XAPM44H2 XAPM44H29	XAPD44
XAPM4504 XAPM4504H2	XAPD4504
XAPM4505	XAPD4505
XAPM4506 XAPM4506H2 XAPM4506H29	XAPD4506
XAPM4508 XAPM4508H2 XAPM4508H29	XAPD4508
XAPM4604 XAPM4604H2 XAPM4604H29	XAPD4604
XAPM54 XAPM54H29	XAPD54
XAPM5508 XAPM5508H29	XAPD5508
XAPM5512	XAPD5510
XAPM5512H29	XAPD5512
XAPM5606 XAPM5606H29	XAPD5606
XAPH1201 XAPH1201H29	XAPK1201
XAPH1501	XAPK1501
XAPH1601	XAPK1601

Existing references	Substitution
XAPG11	XAPD11
XAPG1201	XAPD1201
XAPG1202	XAPD1202
XAPG14	XAPD14
XAPG1501	XAPD1501
XAPG1502	XAPD1502
XAPG1601	XAPD1601
XAPG2202	XAPD2202
XAPG2203	XAPD2203
XAPG24	XAPD24
XAPG2502	XAPD2502
XAPG2504	XAPD2504
XAPG31	XAPD31
XAPG3203	XAPD3203
XAPG34	XAPD34
XAPG3503	XAPD3503
XAPG3504	XAPD3504
XAPG3506	XAPD3506
XAPG3603	XAPD3603
XAPG3802	XAPD2602
XAPG44	XAPD44
XAPG4506	XAPD4506
XAPG4508	XAPD4508
XAPG4604	XAPD4604

Please contact Customer Care Center for Stockable and Non stockable status of references.

NORMAL STOCK ITEMS

W.E.F. April 01st, 2026

XAP Metal

Description	Dimension wxhxd (mm)	Cable Gland type ISO standard	Number of Cut outs	Number of rows		Reference	Unit MRP [₹]
				Vertical	Horizontal		
Die-cast metal enclosures XAPD (grey "RAL 7035" lid and base)							
Zinc Alloy (usable depth 49mm)	80x80x51.5	M20	1	1	1	XAPD1201	4387
	80x80x51.5	M20	2	2	0	XAPD1202	4848
	80x130x51.5	M20	2	1	2	XAPD2202	6283
	80x130x51.5	M20	3	1	3	XAPD2203	6292
	80x130x51.5	M20	4	2	2	XAPD2204	6228
	80x175x51.5	M20	3	1	3	XAPD3203	7698
	80x175x51.5	M20	4	1	4	XAPD3204	7767
	80x175x51.5	M20	6	2	3	XAPD3206	7830
Zinc Alloy (usable depth 74.5mm)	80x80x77	M20	1	1	1	XAPD1501	5303
	80x80x77	M20	2	2	1	XAPD1502	5727
	80x130x77	M20	2	1	2	XAPD2502	7473
	80x130x77	M20	3	1	3	XAPD2503	7471
	80x130x77	M20	4	2	2	XAPD2504	7469
	80x175x77	M20	3	1	3	XAPD3503	5558
	80x175x77	M20	4	1	4	XAPD3504	9032
	80x220x77	M20	4	1	3	XAPD4504	10258
	80x220x77	M20	5	1	4	XAPD4505	10243
	80x220x77	M20	6	1	5	XAPD4506	10285
80x220x77	M20	8	2	4	XAPD4508	10545	
Die-cast Metal enclosure XAPK (Yellow "RAL 1003" lid and base)							
Zinc Alloy(usable depth 49 mm)	80x80x5.5	M20	1	1	1	XAPK1201	5163
Zinc Alloy(usable depth 74.5 mm)	80x80x77	M20	1	1	1	XAPK1501	6100

Please contact Customer Care Center for Stockable and Non stockable status of references.

NORMAL STOCK ITEMS

W.E.F. April 01st, 2026



Human Machine Interfaces Product Line-up Guide

Harmony Panels and Industrial PCs

se.com/in

INDERSONS, S-11 Rajouri Garden, New Delhi 110027 email: sales@indersonsindia.com

Basic HMI panels for simple machines

Harmony ST6 — High-resolution and cost-efficient basic HMI



Harmony STM6: W4", W7"
Harmony ST6/STW6: W4", W7", W10", W12", W15"



Modular Harmony STM6



Modular HMI Gateway Box



Edge Box HMI



Supporting Software



EcoStruxure Operator Terminal Expert



EcoStruxure Machine SCADA Expert



HTML 5

- Cost-effective with good quality
- Fits into Schneider EcoStruxure Architecture
- Superior high-resolution screen with 16M colors
- Powered by new-generation software "EcoStruxure Operator Terminal Expert" for high-quality graphics and stylish design
- Tool-free mounting with newly-designed mounting fastener, no need for screwdriver
- 2x Ethernet with Dual IP, end-to-end Cybersecurity
- Modular HMI version with push button 22 mm/0.866 in. mounting system
- Web HMI version with embedded browser (instead of HMI software) for visualizing HTML5 servers on industrial devices
- Remote visualization using Web Viewer feature
- Faceless HMI version with STM6 Gateway Box and Web Viewer feature for applications that do not need a full time operator screen
- Supports Cloud Services on Edge Box HMI (HMISTM6BOXIOT) due to the power of EcoStruxure Machine SCADA Expert software

Harmony STO7 — Compact color HMI



Harmony STO7: W4.3"



Supporting Software



EcoStruxure Operator Terminal Expert

- TFT color screen with 480 x 272 pixels
- Removable logo stickers
- Larger screen with full-size ratio in the 4.3" class
- 3 versions for various communication types

Harmony GTO — Standard HMI



Harmony GTO: 3.5", 5.7", W7", 7", 10", 12"



Supporting Software



Vijeo Designer

- Excellent brightness with TFT 65K colors
- Stainless steel panel for food and beverage applications
- Standard front and IP65 degree of protection
- Extended Temperature - up to 55 °C/131 °F
- Easy to install and sustainable offer
- Full range of international certifications
- No logo and full conformal coating versions available

Harmony STU — Cut-out free HMI



Harmony STU: 3.5", 5.7"



Supporting Software



Vijeo Designer

- Compact for space saving
- Innovative tool-free mounting via 22.5 mm/0.885 in. hole
- Ethernet port RJ45 10BASE-T/100BASE-TX
- Separately mounted via 3 m or 5 m cable with mounting adapter
- Modular design for easy maintenance

Harmony SCU — Cut-out free HMI controller



Harmony SCU: 3.5", 5.7"



Supporting Software



EcoStruxure Machine Expert

- Optimum all-in-one combination for HMI and Control
- Innovative tool-free mounting via 22.5 mm/0.885 in. hole
- Reduce machine assembly time and cost
- Space saving
- Embedded CANopen port for field networking
- Modular design for easy maintenance

Harmony ST6 — High-resolution and cost-efficient basic HMI



Harmony ST6 HMI panels range in sizes from 4" to 15" wide combining the exceptional quality of good graphics and stylish design. They are available in basic, modular, web and Edge Box. The ST6 and STM6 panels offer an improved user operation experience through an intuitive design powered by EcoStruxure Operator Terminal Expert software. The STW6 panels have a pre-installed browser that provides a ready-to-use agnostic terminal allowing all devices to be visualized within an HTML5 server. The Edge Box HMI, thanks to the power of EcoStruxure™ Machine SCADA Expert software, provides an affordable Box to get ready for Cloud Services EcoStruxure Machine brings together key technologies for product connectivity and on-premise edge control, and cloud technologies to provide analytics and digital services. EcoStruxure Machine helps you bring more innovation and added value to your customers throughout the entire machine life cycle. The Harmony ST6/STW6/STM6 and the Edge Box HMI versions meet IIoT challenges at the Connected Products level, by providing secure communication, connectivity, and efficiency to the required software and applications at the Edge Control level, thus opening up more business opportunities.

Product Description	Reference	Unit MRP [₹]
4" W basic operator terminal	HMIST6200	On Request
7" W basic operator terminal	HMIST6400	On Request
10" W basic operator terminal	HMIST6500	On Request
12" W basic operator terminal	HMIST6600	On Request
15" W basic operator terminal	HMIST6700	On Request
"4"W basic modular terminal"	HMISTM6200	On Request
"7"W basic modular terminal"	HMISTM6400	On Request
Basic HMI Gateway , STM6	HMISTM6BOX	On Request
"4"W basic Web terminal"	HMISTW6200	On Request
7" W basic Web terminal	HMISTW6400	On Request
10" W basic Web terminal	HMISTW6500	On Request
12" W basic Web terminal	HMISTW6600	On Request
15" W basic Web terminal	HMISTW6700	On Request
Basic HMI Edge Box,STM6	HMISTM6BOXIOT	On Request

Harmony STO7 - Compact color HMI



- Best-in-class display
- With screen quality based on ppi similar to Harmony GTU, the Harmony STO7●●
- 4.3" color screens support crisp-clear visualization and a high quality display.
- This enables you to create more attractive and distinguished applications for industry.

Product Description	Reference	Unit MRP [₹]
4.3" touch panel screen RS232C	HMISTO705	On Request
4.3" touch panel screen RS232C/485	HMISTO715	On Request
4.3" touch panel screen Ethernet	HMISTO735	On Request
RTC battery set	HMIZSRTC1	On Request

Harmony STU - Cut-out free HMI



- Harmony STU panels are compact open panels offering greater communication capabilities. The high resolution touch screens, clever mounting system, and HMI software make them ideal for machine manufacturer solutions in industry and infrastructure
- No panel cut-out is required to install a Harmony STU small panel. All you need to do is drill a hole measuring 22 mm in diameter - just like installing a push button. The front module (comprising the screen) is connected to the rear module (comprising the terminals and connectors) via this 22 mm drilled hole

Product Description	Reference	Unit MRP [₹]
Touch Panel Screen 3*5 Color	HMISTU655	On Request
Touch Panel Screen 5*7 Color	HMISTU855	On Request
STU 3in5 without marking on overlay	HMISTU655W	On Request
STU 5in7 without marking on overlay	HMISTU855W	On Request
STU 3in5 front module	HMIS65	On Request
STU 5in7 front module	HMIS85	On Request
STU rear module	HMIS5T	On Request

Please contact Customer Care Center for Stockable and Non stockable status of references.

NORMAL STOCK ITEMS

W.E.F. April 01st, 2026

Harmony GTO - Standard HMI



- Standard and Stainless HMI panels with 3.5" to 12.1" screen.
- Harmony GTO Standard HMI panels feature optimized information and communication technologies, which, depending on the model, include:
- High level of communication (embedded Ethernet, multilink, Web server and FTP,e-mail).
- External storage of data (SD memory card and USB memory stick) for storing production data and backing up applications.
- Management of peripherals: printers, etc.
- These panels offer an excellent level of technical performance designed Principally for use by OEM customers.
- The Harmony GTO range has been designed in accordance with numerous standards, certifications and requirements:
 - Standards: EN 61131-2, 61000-6-2 and UL508,
 - Certifications: C-tick, GOST-R, KCC Atex and UL Hazardous location (pending), Marine certifications (pending).
 - Operating temperature: up to 55°C
 - Degree of protection (according to IEC 60529):
 - IP 65 for standard version products
 - IP 67 for standard version products fitted with a cover for harsh environments.
 - IP 66K for "Stainless Steel" version products
- Resistance to high-pressure cleaning (conforming to DIN 40050-9): up to 10 bar for "Stainless Steel" version products.

Product Description	Reference	Unit MRP [₹]
3.5 Color Touch Panel QVGA-TFT	HMIGTO1300	On Request
3.5 Color Touch Panel QVGA-TFT	HMIGTO1310	On Request
5.7 Color Touch Panel QVGA-TFT	HMIGTO2300	On Request
5.7 Color Touch Panel QVGA-TFT	HMIGTO2310	On Request
5.7 Color Touch Panel QVGA Stainless	HMIGTO2315	On Request
7.0 Color Touch Panel WVGA-TFT	HMIGTO3510	On Request
7.5 Color Touch Panel VGA-TFT	HMIGTO4310	On Request
10.4 Color Touch Panel VGA-TFT.	HMIGTO5310	On Request
HMIGTO5310 Coated	HMIGTO5310FC	On Request
HMIGTO5310 coated and logo removed	HMIGTO5310FCW	On Request
HMIGTO5310 logo removed	HMIGTO5310FW	On Request
10.4 Color Touch Panel VGA Stainless	HMIGTO5315	On Request
12.1 Color Touch Panel SVGA-TFT	HMIGTO6310	On Request
HMIGTO6310 Coated	HMIGTO6310FC	On Request
12.1 Color Touch Panel SVGA Stainless	HMIGTO6315	On Request

Harmony SCU — Cut-out free HMI controller



The ultra-compact range of Harmony SCU HMI controllers are part of Schneider Electric's Flexible Machine Control concept, a key element in MachineStruxure™. The Harmony SCU HMI controllers offer brings together Human Machine Interface and control functions within in a single product. This reduces the amount of equipment required and the associated costs throughout the life cycle of the machine. The Harmony SCU integrate, as standard, all their functions. They benefit, in particular, from the same innovation as the Harmony STU panels range: Mounting via a 22 mm diameter hole (pushbutton type) which considerably simplifies installation.

Of modular design, this range comprises:

- 2 complete Harmony SCU products for the control of simple machines, comprising:
 - A 3.5" or 5.7" 65 k color TFT Screen module
 - A Controller module with 16 integrated digital inputs/10 integrated digital outputs
- 2 complete Harmony SCU products for the control of simple processes, comprising:
 - A 3.5" or 5.7" 65 k color TFT Screen module.
 - A Controller module with 8 integrated digital inputs/8 integrated digital outputs and 4 integrated analog inputs/2 integrated analog outputs

Product Description	Reference	Unit MRP [₹]
3.5 Small Controller Panel For Machine	HMISCU6A5	On Request
3.5 Small Controller Panel For Process	HMISCU6B5	On Request
5.7 Small Controller Panel For Machine.	HMISCU8A5	On Request
5.7 Small Controller Panel For Porcess	HMISCU8B5	On Request
Rear Module Small Controller Process	HMISBC	On Request
Rear Module Small Controller Machine	HMISAC	On Request

Please contact Customer Care Center for Stockable and Non stockable status of references.

NORMAL STOCK ITEMS

W.E.F. April 01st, 2026

Advanced HMI panels for performance machines

Harmony GTU — High performance modular HMI



Supporting Software



Harmony GTU: W7", 10", W10", 12, W12", 15", W15", W19"



Box

Display

Tool-free mounting

Complete HMI



EcoStruxure Operator Terminal Expert



Vijeo Designer

- 8 sizes of high-resolution displays ranging from 7" to 19", either with modern 16:9 or standard 4:3 ratio
- 3 boxes, two with Real Time OS and one with fully open Windows based
- Up to 2 separate Ethernet ports, serial communication ports, and field bus options suiting IoT
- Industrial multi-touch and fully coated offer
- All memory removable for PC-free box replacements
- Wireless LAN enabled display
- Easy to install with integrated mounting fastener and antidrop lock
- Multi-display capability with Open box using DVI interface or multi-display adapter

Harmony GTUX — eXtreme HMI



Supporting Software



Harmony GTUX: W7", W12", W15"



Vijeo Designer

- A wide temperature range from -30...+70 °C / -22 ...+158 °F
- Sunlight Readable: High brightness LCD (1000 cd/m²), anti-glare surface
- Robustness: UV Protection, conformal coated (fully coated)
- Dust and water proof (IP66F, IP67F and UL50E Type 4X (Outdoor use))
- Environmental standard: Class 1, Div. 2, ATEX/IECEX Zone 2/22
- Variety of interfaces including dual Ethernet ports
- Modular design with stainless front face
- Suitable for industry segments like Oil & gas, Water and Waste Water (WWW) management

Harmony GK — Keyboard HMI



Supporting Software



Harmony GK: 5.7", 10.4"



Vijeo Designer

- Fine control inputs even in severe environment
- Touch screen and keypad keys configurable simultaneously or separately
- Highly robust with operating temperatures up to 55 °C / 131 °F, reducing maintenance problems and time

Harmony GTU — High performance modular HMI



Harmony GTU are universal panels that include smartphone-like interface and Wireless technology. They offer unmatched comfort of use with no compromise on performance and openness.

Product Description	Reference	Unit MRP [₹]
7W Touch Advanced Display WVGA	HMIDT351	On Request
10.4 Touch Smart Display SVGA	HMIDT542	On Request
10W Touch Advanced Display WXGA	HMIDT551	On Request
12.1 Touch Smart Display XGA	HMIDT642	On Request
HMIDT642 Coated	HMIDT642FC	On Request
12W Touch Advanced Display WXGA	HMIDT651	On Request
15 Touch Smart Display XGA	HMIDT732	On Request
HMIDT732 Coated	HMIDT732FC	On Request
15W Touch Smart Display FWXGA	HMIDT752	On Request
19W Touch Smart Display FWXGA	HMIDT952	On Request
Standard BOX for Universal Panel	HMIG2U	On Request
Premium BOX for Universal Panel.	HMIG3U	On Request
HMIG3U Coated	HMIG3UFC	On Request
Open BOX Universal Panel	HMIG5U22	On Request

Harmony GTUX — eXtreme outdoor HMI panels for harsh outdoor environment



- Harmony GTUX is a modularly designed robust terminal suitable for harsh outdoor environments. Features like high brightness and UV protection to direct sunlight, protection against water and dust, and supporting a wide range of temperatures make it an ideal choice for direct outdoor operation in O&G, WWW, and MMM segments.
- Harmony eXtreme panels can be used in applications like smart energy generation (solar, wind turbine, biomass, hydropower genset, etc.), hoisting, compressor, pumping, and car charging/washing.

Product Description	Reference	Unit MRP [₹]
7W Touch eXtreme Display WVGA	HMIDT35X	On Request
12W Touch eXtreme Display WXGA	HMIDT65X	On Request
15W Touch eXtreme Display FWXGA	HMIDT75X	On Request
Extreme BOX	HMIG3X	On Request

Please contact Customer Care Center for Stockable and Non stockable status of references.

NORMAL STOCK ITEMS

W.E.F. April 01st, 2026

Harmony GK — Keyboard HMI



- Harmony HMI GK graphic terminals share technical characteristics with Harmony GTO to enhance the operator's experience. Ultra-flexible, with two screen sizes (5"7 and 10"4), the Harmony HMI GK can be configured and controlled to precisely match your requirements.
- Designed to operate in severe environments, the Harmony HMI GK offers you optimum control on the keypad, as well as on the touch screen. The latest design is consistent with the Harmony USB keypad (HMIZKB1), ideal for keypad control on small Harmony panels

Product Description	Reference	Unit MRP [₹]
5.7 Keypad Panel QVGA-TFT	HMIGK2310	On Request
10.4 Keypad Panel VGA-TFT	HMIGK5310	On Request

Easy Harmony ET6

Harmony ET6 - Essential touchscreen panels for simple machines



- Range from 7" to 15", Easy Harmony ET6 is a robust and cost-effective touch screen panel that provides refined display, quick touch response and Ethernet capability. The Easy Harmony ET6 is designed with the secure development life-cycle (SDL) process and enhanced the Cybersecurity with secure boot and encrypted transfer.
- Target Segments: Packaging, HVAC, Pumping, Metal Working, Pharmacy, and other miscellaneous sectors of activities

Product Description	Reference	Unit MRP [₹]
7"W Easy Touch Panel, Ethernet model	HMIET6400	On Request
10"W Easy Touch Panel, Ethernet model	HMIET6500	On Request
12"W Easy Touch Panel, Ethernet model	HMIET6600	On Request
15"W Easy Touch Panel, Ethernet model	HMIET6700	On Request

Please contact Customer Care Center for Stockable and Non stockable status of references.

NORMAL STOCK ITEMS

W.E.F. April 01st, 2026

Harmony Industrial PCs and Edge Box for line management

Harmony P6 Industrial PCs - Drive efficiency and productivity at the Edge of EcoStruxure



Supporting Software



Node-RED




EcoStruxure Operator Terminal Expert



EcoStruxure Machine SCADA Expert



Harmony P6 Modular Box and Modular Display: 12", 15", W10", W12", W15", W19", W22"



How to select the Industrial PC and build a Plant Architecture Click to view the video

- HMIP6⁽¹⁾
 - Advanced Modular Box PC
 - Intel Core i5 up to 4.1 GHz or Intel Core i7 up to 4.4 GHz or Intel Celeron up to 2.0 GHz, UHD Graphics accelerator
 - 8 to 32 GB or 4 to 16 GB DDR4 RAM, 1x M.2 SSD SATA and 2x 2.5-inch SATA (HDD/SSD) storage slots
 - USB Type A (2x USB 2.0 and 2x USB 3.0), USB Type C (1x USB 3.0), 1x COM RS-232C, 2x RJ45 Ethernet, 1x Display port
 - 2x interface slots and optional extension module for 2x PCI/PCIe slots
 - Default TPM module for encryption
 - RAID HDD with Intel Rapid storage
 - Standard Modular Box PC
 - Intel Core i3 up to 3.9 GHz, UHD Graphics accelerator
 - 8 to 32 GB DDR4 RAM, 1x M.2 SSD SATA and 1x 2.5-inch SATA (HDD/SSD) storage slots
 - USB Type A (2x USB 2.0 and 2x USB 3.0), USB Type C (1x USB3.0), 1x COM RS-232C, 2x RJ45 Ethernet, 1x Display port
 - 2x interfaces slots
 - Default TPM module for encryption
- HMIDM6
 - 4:3 12" and 15" (XGA) color LCD resistive analog multi-touch (2 points) screen with 1x USB 2.0 (Type A), and front USB cover
 - 16:9 10" and 12" (WXGA)/15" (FWXGA)/19" and 21" (FHD) projected capacitive multi-touch (2 points) screen, 7H hardness, anti-scratch, 3 touch mode configuration
 - IP66, Nema 4X indoor front panel
 - All models are certified for CE, RCM, UL 61010-2-201, CSA C22.2 No. 61010-2-201, UL121201, and CSA C22.2 No. 213
 - All DC models are certified for IECEx/ATEX for use in Zone 2 gas/Zone 22 dust, DNV

Harmony FP6 — Industrial Flat Panel Monitors



Harmony HMIFP6 : 12", 15", W10", W12", W15", W19", W22"

- HMIFP6
 - 4:3 12" and 15" (XGA) color LCD resistive analog multi-touch (2 points) screen with 1x USB 2.0 (Type A), and front USB cover
 - 16:9 10" and 12" (WXGA)/15" (FWXGA)/19" and 22" (FHD) projected capacitive multi-touch (2 points) screen, 7H hardness, anti-scratch, 3 touch mode configuration IP66, Nema 4X indoor front panel
 - All models are certified for e, RCM, UL 61010-2-201, CSA C22.2 No. 61010-2-201, UL121201⁽⁴⁾, and CSA C22.2 No. 213⁽⁴⁾, IECEx/ATEX for use in Zone 2 gas/Zone 22 dust⁽⁴⁾

Product Description	Reference	Unit MRP [₹]
FP6, 10w WXGA, PCAP, DVI, DC	HMIFP6500WCD	On Request
12.1 XGA, Analog-Multi, DVI, DC	HMIFP6600TMD	On Request
FP6, 12w WXGA, PCAP, DVI, DC	HMIFP6600WCD	On Request
FP6, 15.0 XGA, Analog-Multi, DVI, DC	HMIFP6700TMD	On Request
FP6, 15w FWXGA, PCAP, DVI, DC	HMIFP6700WCD	On Request
FP6, 19w Full HD, PCAP, DVI, DC	HMIFP6800WCD	On Request
FP6, 22w Full HD, PCAP, DVI, DC	HMIFP6900WCD	On Request

(1) Available as Configured-to-order only and can be ordered using the online configurator.

(4) On the front panel when properly installed in an enclosure and not using the front panel USB port.



■ HMIPSA6

Harmony PSA6 is a compact and ultra-slim Industrial Panel PC offering a powerful, secure, and durable solution tailored to meet your industrial computing requirements.

- 13th Gen Core i5 CPU, 7th Gen Atom 4 cores • Windows 11 IoT Enterprise LTSC 2024
- Ultra-slim and lightweight design, FHD 15", 19"
- VESA mount compatible, PCAP glass top, easy to operate with gloves
- SDL compliant with IEC62443 standard, BitLocker, TPM
- Low power consumption, made of green materials, REACH and RoHS compliant
- Seamlessly supports a wide range of EcoStruxure software and connected devices: EcoStruxure Operator Terminal Expert, EcoStruxure Machine SCADA Expert, EcoStruxure Machine Expert Twin, AVEVA Edge Lite and more...

Product Description	Reference	Unit MRP
HMI Industrial Controller	HMIPSA65FD18W11	On Request
HMI Industrial Controller	HMIPSA65GD18W11	On Request
HMI Industrial Controller	HMIPSA6A7D18W11	On Request
HMI Industrial Controller	HMIPSA6AED18W11	On Request
HMI Industrial Controller	HMIPSA6AFD18W11	On Request

Please contact Customer Care Center for Stockable and Non stockable status of references.

NORMAL STOCK ITEMS

W.E.F. April 01st, 2026

HMI software and services

EcoStruxure Operator Terminal Expert — Touchscreen configuration software



EcoStruxure Operator Terminal Expert



- Operate intuitively
 - Ability to go beyond the limitations of the physical screen size to improve productivity
 - Convert already created Landscape screens into Portrait screens for vertical scrolling and for screens that require many operation switches
- Reduce time to market
 - Efficient and intuitive engineering
 - For faster customization and modification
- Improve efficiency
 - High usability and image quality for the operator (experience design)
 - With Web Viewer feature, watch/operate the HMI screen remotely with mirroring function

EcoStruxure Machine SCADA Expert - Lite SCADA for line management



EcoStruxure Machine SCADA Expert



- Save time
 - Quick and easy to install directly on our iPCs
 - Save days of testing and commissioning thanks to a fully tested and validated association
 - Tailored information at a glance using BI-Dashboard template
- Save money
 - Get peace of mind and save time and resources with our single point of contact for Hardware/Software/Operating System support
 - Access SCADA level software, with all its benefits, at a competitive cost/features ratio
- Connectivity and data management
 - Includes 250+ native communication drivers
 - Monitor and control remotely your application with Mobile Access, using a tablet or smartphone

Note: For Harmony HMIP6, EcoStruxure Machine SCADA Expert Runtime preinstalled version is available as an option in the online configurator.

Vijeo Designer — Classic HMI configuration software



Vijeo Designer



- Multi-platform: from optimized panels to iPCs
- Multi-panel communication: automatic data sharing between up to 8 different panels
- Multi-language: 15 languages in runtime and 38 alphabets
- Multi-protocol: on COM and Ethernet ports
- Multi-access: local or remote display with WEB Gate, Vijeo Designer Air and Vijeo Designer Air Plus
- Multi-media: video/sound record/replay capability

EcoStruxure Operator Terminal Expert - Touchscreen configuration software



- EcoStruxure Operator Terminal Expert allows you to create and edit application screens that control automation systems for Harmony GTU (Premium and Open Box)/ STO color/ST6/STM6 terminals, and Harmony industrial PCs (Panel and Box).
- EcoStruxure Operator Terminal Expert features a modern and simple-to-use user interface, easy-to-access functions and information, and a multi-platform working environment. It also shortens design time by providing pre-made navigation framework.

Product Description	Reference	Unit MRP [₹]
EOTE, BT, Basic, Single, Sub, 1 Year	HMIEOTEBTB1SY	On Request
EOTE, BT, Prof, Single, Sub, 1 Year	HMIEOTEFTP1SY	On Request
EOTE, BT, Prof, Group, Sub, 1 Year	HMIEOTEFTP3SY	On Request
EOTE, BT, Prof, Team, Sub, 1 Year	HMIEOTEFTP10SY	On Request
EOTE, BT, Prof, Entity, Sub, 1 Year	HMIEOTEFTP100SY	On Request
EOTE, BT, Ent, Single, Sub, 1 Year	HMIEOTEBTE1SY	On Request
EOTE, BT, Ent, Group, Sub, 1 Year	HMIEOTEBTE3SY	On Request
EOTE, BT, Ent, Team, Sub, 1 Year	HMIEOTEBTE10SY	On Request
EOTE, BT, Ent, Entity, Sub, 1 Year	HMIEOTEBTE100SY	On Request
EOTE, BT, Basic, Single, Sub, 1 Month	HMIEOTEBTB1SM	On Request
EOTE, BT, Prof, Single, Sub, 1 Month	HMIEOTEFTP1SM	On Request
EOTE, BT, Ent, Single, Sub, 1 Month	HMIEOTEBTE1SM	On Request
EOTE, BT, Basic, Single, Perm	HMIEOTEBTB1P	On Request
EOTE, BT, Prof, Single, Perm	HMIEOTEFTP1P	On Request
EOTE, BT, Prof, Group, Perm	HMIEOTEFTP3P	On Request
EOTE, BT, Prof, Team, Perm	HMIEOTEFTP10P	On Request
EOTE, BT, Prof, Entity, Perm	HMIEOTEFTP100P	On Request
EOTE, RT, Single, Perm	HMIEOTERT1P	On Request

Please contact Customer Care Center for Stockable and Non stockable status of references.

NORMAL STOCK ITEMS

W.E.F. April 01st, 2026

EcoStruxure Machine SCADA Expert - Lite SCADA for line management



- EcoStruxure Machine SCADA Expert enables you to use the key features of Microsoft operating system and build a full-featured SCADA or HMI project for your industrial automation business.
- EcoStruxure Machine SCADA Expert is designed in a modern, ribbon-based Windows interface to provide an integrated and user-friendly development environment.
- EcoStruxure Machine SCADA Expert supports capabilities like scripting, animation, E-mail, recipes, security, tags database, multi-touch, alarms, trends, scalability, multilanguage, FDA traceability, PDF export, graphics and design tools, and so on.
- For applications ranging from complex machine control and monitoring to plant supervision and SCADA, EcoStruxure Machine SCADA Expert with Harmony iPC association makes industrial operations smooth and stress-free.

Product Description	Reference	Unit MRP [₹]
EMSE 3 Party 1.5K Tag RT License	HMIEMSE3PRT1KA	On Request
EMSE 3 Party 32K Tag RT License	HMIEMSE3PRT32KA	On Request
EMSE 3 Party 4K Tag RT License	HMIEMSE3PRT4KA	On Request
EMSE, RT, 3rd Party, 500 tag, Digital	HMIEMSE3PRT500A	On Request
EMSE 3 Party 64K Tag RT License	HMIEMSE3PRT64KA	On Request
EMSE, RT, 3P UP, 1.5k tag, Digital	HMIEMSE3PUG1KRTA	On Request
EMSE 3P Upgrade 32K RT	HMIEMSE3PUG32KRTA	On Request
EMSE 3P Upgrade 4K RT	HMIEMSE3PUG4KRTA	On Request
EMSE 3P Upgrade 64K RT	HMIEMSE3PUG64KRTA	On Request
EMSE 3P Version Up 1K RT	HMIEMSE3PVU1KRTA	On Request
EMSE 3P Version Up 32K RT	HMIEMSE3PVU32KRTA	On Request
EMSE 3P Version Up 4K RT	HMIEMSE3PVU4KRTA	On Request
EMSE 3P Version Up 64K RT	HMIEMSE3PVU64KRTA	On Request
EMSE 1.5K Tag BT License	HMIEMSEBT1KA	On Request
EMSE 32K Tag BT License	HMIEMSEBT32KA	On Request
EMSE 4K Tag BT License	HMIEMSEBT4KA	On Request
EMSE 500 Tag BT License	HMIEMSEBT500A	On Request
EMSE 64K Tag BT License	HMIEMSEBT64KA	On Request
EMSE 1.5K Tag RT License	HMIEMSEBT1KA	On Request
EMSE 32K Tag RT License	HMIEMSEBT32KA	On Request
EMSE 4K Tag RT License	HMIEMSEBT4KA	On Request
EMSE, RT, 500 tag, Digital	HMIEMSEBT500A	On Request
EMSE 64K Tag RT License	HMIEMSEBT64KA	On Request
EMSE 10 Thin Clients for Embedded	HMIEMSETC10EMBA	On Request
EMSE 10 Thin Clients for Windows	HMIEMSETC10WINA	On Request
EMSE Thin Client	HMIEMSETCA	On Request
EMSE Thin Client for Embedded, digital	HMIEMSETCEMBA	On Request
EMSE Import Wizard digital license	HMIEMSETKA	On Request
EMSE Upgrade 1.5K BT	HMIEMSEUG1KBTA	On Request
EMSE Upgrade 1.5K RT	HMIEMSEUG1KRTA	On Request
EMSE Upgrade 32K BT	HMIEMSEUG32KBTA	On Request
EMSE Upgrade 32K RT	HMIEMSEUG32KRTA	On Request
EMSE Upgrade 4K BT	HMIEMSEUG4KBTA	On Request
EMSE Upgrade 4K RT	HMIEMSEUG4KRTA	On Request
EMSE Upgrade 64K BT	HMIEMSEUG64KBTA	On Request
EMSE Upgrade 64K RT	HMIEMSEUG64KRTA	On Request
USB Hard key	HMIEMSEUSBL	On Request
EMSE Version Up 1.5K BT	HMIEMSEVU1KBTA	On Request
EMSE Version Up 1.5K RT	HMIEMSEVU1KRTA	On Request
EMSE Version Up 32K BT	HMIEMSEVU32KBTA	On Request
EMSE Version Up 32K RT	HMIEMSEVU32KRTA	On Request
EMSE Version Up 4K BT	HMIEMSEVU4KBTA	On Request
EMSE Version Up 4K RT	HMIEMSEVU4KRTA	On Request
EMSE Version Up 64K BT	HMIEMSEVU64KBTA	On Request
EMSE Version Up 64K RT	HMIEMSEVU64KRTA	On Request

Please contact Customer Care Center for Stockable and Non stockable status of references.

NORMAL STOCK ITEMS

W.E.F. April 01st, 2026

Vijeo Designer — Classic HMI configuration software



The cross-platform VijeoDesigner™ configuration software can be used to create operator dialogue applications for controlling automation systems for the following panels:

- Harmony STU (Vijeo Designer Limited Edition is sufficient)
- Harmony GTO
- Harmony GTU
- Harmony GTUX
- Harmony GK
- Magelis XBTGH portable
- Harmony Panel PCs and Box PCs (HMIBMP, HMIBMU, HMIPSP, HMIPSO, HMIPEP)
- Harmony P6

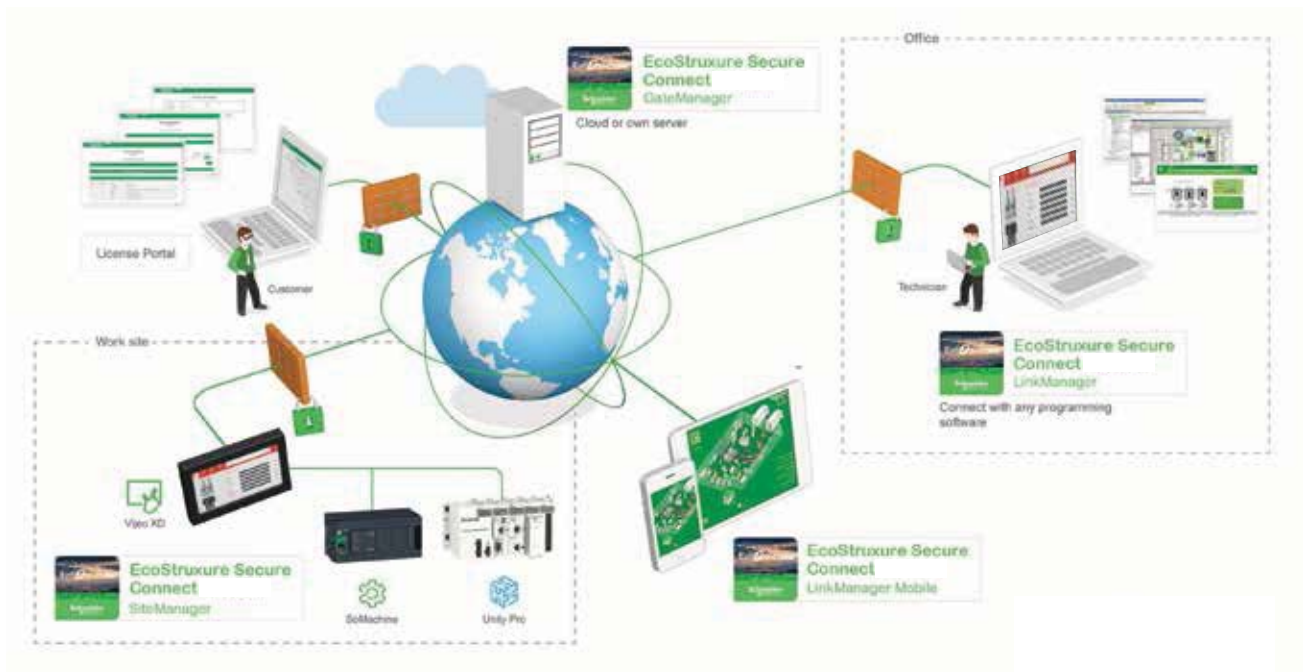
Product Description	Reference	Unit MRP [₹]
Vijeo Designer 6.3, HMI configuration software single license	VJDBTPRO1P	On Request
Vijeo Designer 6.3, HMI configuration software group license	VJDBTPRO3P	On Request
Vijeo Designer 6.3, HMI configuration software team license	VJDBTPRO10P	On Request
Vijeo Designer 6.3, HMI configuration software entity license	VJDBTPRO100P	On Request
Vijeo Designer 6.3, HMI configuration software single upgrade license	VJDUBTPRO1P	On Request
VJD Runtime, Vijeo Designer, Standard PC	VJDRTPROS1P	On Request
VJD Runtime, Vijeo designer, Harmony P6	VJDRTPROH1P	On Request

Please contact Customer Care Center for Stockable and Non stockable status of references.

NORMAL STOCK ITEMS

W.E.F. April 01st, 2026

EcoStruxure Secure Connect — Secure remote access solution



- Provides a secure connection between remote display units on the work site (via SiteManager Embedded) and computers or smart devices in the office (via LinkManager) over a secure central server (GateManager).
- With EcoStruxure Secure Connect, maintenance personnel can access Schneider Electric software and update it remotely and securely via the HMI, PLC, and other connected devices as if they were on site.
- Troubleshooting and repairs can be performed remotely upon request.

EcoStruxure Secure Connect - Secure remote access solution



EcoStruxure Secure Connect provides a secure connection between remote display units on the work site (via SiteManager Embedded) and computers or smart devices in the office (via LinkManager) over a secure central server (GateManager). With EcoStruxure Secure Connect, technicians and programmers can remotely access the Schneider Electric software and securely update it via the HMI, PLC, and other connected devices just as though they were present on site. Troubleshooting and repair can also be performed remotely upon request.

Product Description	Reference	Unit MRP ₹
Vijeo Connect Link Manager License	VJOCNTLML	On Request
Vijeo Connect Link Manager Mobile Lic	VJOCNTLMM	On Request
Secure Connect Enterprise Pack	VJOCNTPACKENT	On Request
Secure Connect Essential Pack	VJOCNTPACKESS	On Request
Vijeo Connect Site Manager Basic License	VJOCNTSMBASIC	On Request
Vijeo Connect Site Manager Ext 10 Lic	VJOCNTSMEXT10	On Request
Vijeo Connect Site Manager Ext 5 Lic	VJOCNTSMEXT5	On Request
Vijeo Connect User statistics	VJOCNTSTAT	On Request
Vijeo Connect Gate Manager PremiumAccess	VJOCNTGMPREM	On Request



years strong & still innovating!

> Control > Protect > Power > Active

Innovative and connected solutions for motor starters

TeSys is an innovative motor control and management solution from the global market leader. TeSys offers connected, efficient products and solutions for switching and protection of motors and electrical loads in compliance with all major global electrical standards

TeSys Function Names

TeSys components are grouped by function name, for easier identification. These functions are related to motor, power, control and protection.

> TeSys Power:

Components for powering motors



> TeSys Control:

Components for controlling motors




> TeSys Protect:

Components for protecting motors



> TeSys Active:

Connected components for motor circuits





Start smart. Run smart. With TeSys motor controls.

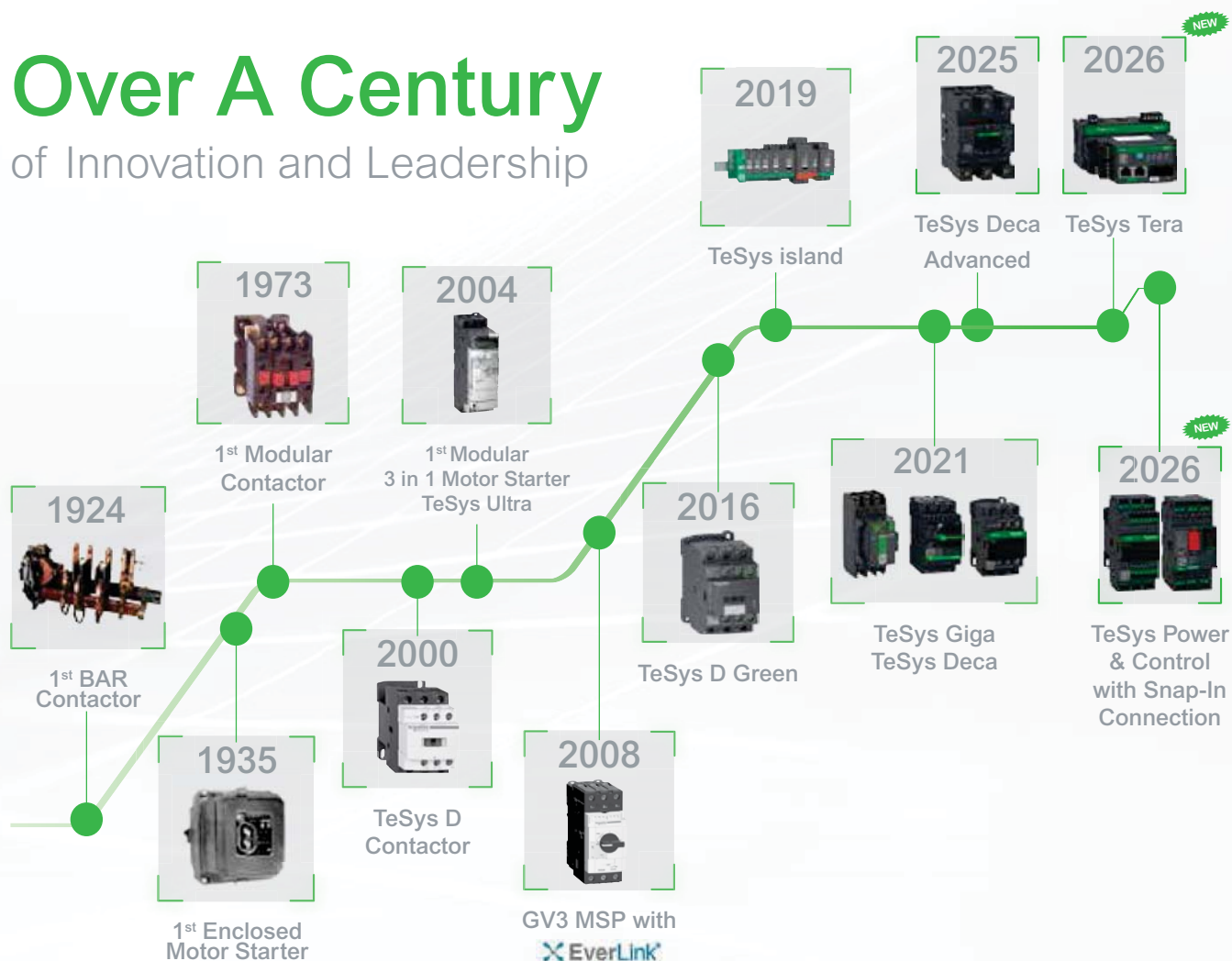
Stay smart with the world's best-selling motor control solutions from the inventor of the world's first contactor - Schneider Electric™.

For over a century, TeSys motor controls have driven the industry with innovations in motor protection, monitoring, and control.

It started with the introduction of the industry's first BAR contactor in 1924, and today, the legacy of innovation is built into every TeSys motor control device.

Best-in-class safety and reliability, plug-and-play architecture, and flexible functionality mean TeSys motor control solutions can meet your requirements across a wide range of applications, from the most common to the most advanced.

Over A Century of Innovation and Leadership



Superior safety for all industries

TeSys motor controls come with all of the isolation, protection and emergency handling you need to comply with international codes. High-contrast covers identify safety-critical devices to prevent inadvertent manual operation. Every TeSys contactor is both mechanically linked and equipped with mirror contacts for safety applications and wherever auxiliary contact state reliability is critical.



HVAC

Ensure 24/7 availability of your HVAC system with reliable products that can reach high ambient temperatures without derating.



Conveying

Decentralize the control cabinet of your conveyor line and benefit from up to 80% space reduction.



Genset

Make certain your generator starts even in the harshest conditions with robust TeSys solutions.



Pumping

Optimize single or multi-drive boosters for industry or infrastructure with energy and cost-effective solutions.



Packaging

Keep pace with the most demanding, high-end packing applications with solutions that can perform 30 million AC53a electrical cycles, like TeSys H.



Oil and Gas

Keep your employees and assets safe and improve uptime in onshore and offshore applications: pipeline operations: LNG and natural gas processing: and refining and petrochemical applications.



Water and Wastewater

Optimize the treatment and delivery of safer water by reducing energy usage and lowering operating costs.



Food and Beverage

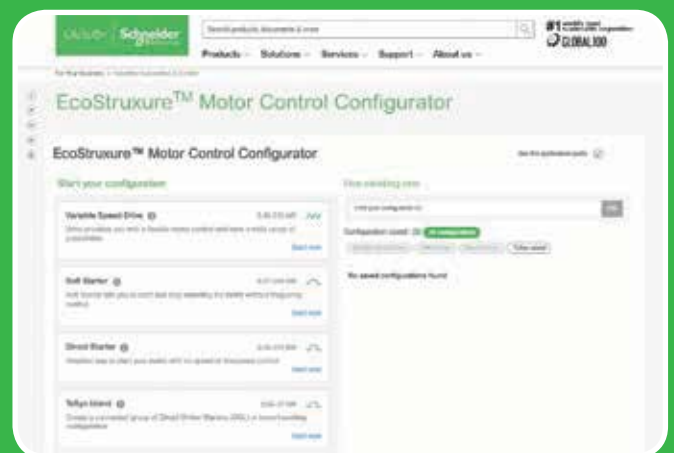
Serve your customers with environmentally friendly products to improve sustainability, efficiency, and flexibility, allowing you to adapt to changing customer habits.

Online selection tool

EcoStruxure™ Motor Control Configurator

For Direct-On-Line and Star-Delta starters, motor circuit breakers with advanced protection, motor management relays, configurations for total coordination, drives, and soft starters.

No matter what kind of starting method you need, our online EcoStruxure™ Motor Control Starter Configurator will help you to quickly and easily select the optimal combination of components to ensure maximized motor safety, protection, and uptime.



Scan or click on the QR code

TeSys Range

TeSys Component Series Names

Series names are now grouped as per the current ratings

- Series names group conventional components (circuit breakers, contactors, relays, overcurrent relays) by current rating ranges.
 - 0 to 16 A > **TeSys K Series**
 - 9 to 150 A > **TeSys 'Deca' Series**
 - 185 to 800 A > **TeSys 'Giga' Series**.
- TeSys advanced components have a specific classification.
 - 0 to 38 A All-in-one starters > **TeSys 'Ultra' Series**
 - 0 to 80 A Motor Control/Protection/Monitoring system > **TeSys 'island' Series**.

> TeSys K Series

The essential line for motors up to 7.5kW/16A direct on TeSys K series of Motor Starters



> TeSys Deca Series

The industrial standard for motors up to 75kW/150A direct on TeSys Deca series of Motor Starters



> TeSys Giga Series

For large motors up to 450kW/800A direct on TeSys Giga Series



> TeSys Ultra Series

The most compact totally coordinated solution for Motor Starters. For Direct On Line or Reversing Motor Control and Drive Protection upto 18.5kW/38 A on TeSys Ultra series



> TeSys Island Series

Digitally powered monitoring, control and protection of electrical motors up to 37kW/80 A on TeSys Island Series



TeSys Control

TeSys K

Control Relays - K Model (AC & DC Control)



- Conformance IEC, UL, CSA, CE Marking
- Inbuilt 4 auxiliary contacts
- 10A thermal rating
- Available with AC (50/60Hz Dual frequency), DC & DC low consumption coil options

No of Poles	AC Control Reference	Unit MRP [₹]				DC Control Reference ⁽⁴⁾	Unit MRP [₹]		
		B7 (24V)	F7 (110V)	M7 (220V)	N7 (415V)		BD (24V)	FD (110V)	MD (220V)
2NO + 2NC	CA2KN22*	2640	2640	2640	2640	CA3KN22**	3670	3670	3670
3NO + 1NC	CA2KN31*	2640	2640	2640	-	CA3KN31**	3670	3670	3670
4NO	CA2KN40*	2640	2640	2640	3150				

No of Poles	DC low consumption Reference ^{(1) (2) (3)}	Unit MRP [₹]		
		BW3 (24V)	EW3 (48V)	SW3 (72V)
2NO + 2NC	CA4KN22***	4495	5390	4495
3NO + 1NC	CA4KN31***	4495	5580	-
4NO	CA4KN40***	4495	-	-

For other coil voltage ratings regarding above, please contact Schneider Electric customer care.

* Reference to be completed by adding coil voltage code

(1) Compatible with PLC outputs

(2) Wide range coil (0.7...1.25Uc), suppressor fitted as standard

(3) 2 pole auxiliary contact block can be mounted additionally

(4) Optional in-built surge suppressor available

Power Contactors - K Model (3 Pole AC & DC Control)



- Conformance to IEC, UL, CSA
- Current Rating : 6A to 16A, AC-3 duty
- 1NO or 1NC inbuilt auxiliary contact
- Available in 3P & 4P version
- Available with AC (50/60Hz Dual frequency), DC & DC low consumption⁽⁵⁾ coil options

Motor Power kW) at 380/415V	Auxiliary Contacts	AC Control Reference	Unit MRP [₹]				DC Control Reference ⁽⁵⁾	Unit MRP [₹]		
			B7 (24V)	F7 (110V)	M7 (220V)	N7 (415V)		BD (24V)	FD (110V)	MD (220V)
2.2	1NC	LC1K0601*	2315	2315	2315	2815	LP1K0601**	3620	4375	-
	1NO	LC1K0610*	2315	2315	2315	2315	LP1K0610**	3620	4375	-
4	1NC	LC1K0901*	2420	2420	2420	2925	LP1K0901**	3935	3935	3935
	1NO	LC1K0910*	2420	2420	2420	2420	LP1K0910**	3935	3935	3935
5.5	1NC	LC1K1201*	2740	2740	2740	-	LP1K1201**	4560	-	-
	1NO	LC1K1210*	2740	2740	2740	3300	LP1K1210**	4560	5515	-
7.5	1NC	LC1K1601*	3240	3240	3240	-	-	-	-	-
	1NO	LC1K1610*	3240	3240	3240	-	-	-	-	-

For other coil voltage ratings contactors, please contact Customer Care.

* Reference to be completed by adding coil voltage code

(5) For low consumption offer, please contact Customer Care

Reversing Contactors - K Model



- Conformance to IEC, UL, CSA, CE
- Current Rating : 6A to 16A, AC-3 duty
- 1NO or 1NC inbuilt auxiliary contact
- Available in 3P & 4P version
- Available with AC(50/60Hz Dual frequency), DC & DC low consumption⁽⁶⁾ coil options

Motor Power kW) at 380/415V	Auxiliary Contacts	AC Control Reference	Unit MRP [₹]	
			F7 (110V)	M7 (220V)
2.2	1 NC	LC2K0601*	7710	7710
	1 NO	LC2K0610*	7710	7710
4	1 NC	LC2K0901*	8230	8230
	1 NO	LC2K0910*	8230	8230
5.5	1 NC	LC2K1201*	8850	8850
	1 NO	LC2K1210*	8480	-
7.5	1 NO	LC2K1610*	9470	-

For other coil voltage ratings contactors, please contact Customer Care.

* Reference to be completed by adding coil voltage code

(6) For current rating and ref please contact Customer Care

For details on non standard references, technical parameters, accessories, compatibility, stockable and non stockable status please contact Customer Care

NORMAL STOCK ITEMS

W.E.F. April 01st, 2026

TeSys Control

TeSys K

Accessories - K Model

Description	Mounting	Contacts	Reference	Unit MRP [₹]
Auxiliary contact block	Front	2NC	LA1KN02	1280
	Front	1NO + 1NC	LA1KN11 <input checked="" type="checkbox"/>	1170
	Front	2NO	LA1KN20	1280
	Front	4NC	LA1KN04	1970
	Front	1NO + 3NC	LA1KN13	1970
	Front	2NO + 2NC	LA1KN22 <input checked="" type="checkbox"/>	1970
	Front	3NO + 1NC	LA1KN31	1970
	Front	4NO	LA1KN40	1970

Description	Control Voltage	Range	Reference	Unit MRP [₹]
On Delay Electronic Timer	24..48 V AC/DC	1..30S	LA2KT2E	6445
	110..240 V AC	1..30S	LA2KT2U	6160

Description	Coil Voltage	Reference	Unit MRP [₹]
Surge Suppressor - RC Circuit	220..250V AC	LA4KA1U*	1690
Surge Suppressor - Varistor	130..250V AC/DC	LA4KE1UG*	1690
Surge Suppressor - Varistor	50..129V AC/DC	LA4KE1FC*	1690

* Lot size 5

(1) Front mounted with common point changeover contact

For details on non standard references, technical parameters, accessories, compatibility, stockable and non stockable status please contact Customer Care

NORMAL STOCK ITEMS

W.E.F. April 01st, 2026

INDERSONS, S-11 Rajouri Garden, New Delhi 110027 email: sales@indersonsindia.com

TeSys Capacitor Duty Contactor


Capacitor Duty Contactor



Nominal Reactive Power 440V	Auxiliary Contacts	Reference	Unit MRP [₹]	
			M7 (220V)	F7 (110V)
LC1-D•K - with Damping Resistors & Block of Early Make poles				
12.5 kVar	1 NO + 2 NC	LC1DFK	7565	7565
16.7 kVar	1 NO + 2 NC	LC1DGK	10625	10625
21 kVar	1 NO + 2 NC	LC1DLK	11935	-
27 kVar	1 NO + 2 NC	LC1DMK	13090	13090
32 kVar	1 NO + 2 NC	LC1DPK	28520	28520
43 kVar	1 NO + 2 NC	LC1DTK	39290	39290
67 kVar	1 NO + 2 NC	LC1DWK12	44230	44230

For other coil voltage ratings contactors, please contact Customer Care.

* Reference to be completed by adding coil voltage code



Guide for the Design and Production of LV Power Factor Correction Cubicles

For complete information
on selection of capacitor
switching please refer to the
TeSys catalogue

For details on non standard references, technical parameters, accessories, compatibility, stockable and non stockable status please contact Customer Care

NORMAL STOCK ITEMS

W.E.F. April 01st, 2026

TeSys Control

TeSys Deca

The next-generation TeSys Deca series motor starters offer a reliable and robust solution for a faster machine time-to-market. It has a new modern look & feel and is designed to meet the requirements of Electro domestic applications. Ease of operation and reliability is guaranteed with the new multi-standard screws. Digital customer experience is enhanced with a QR embedded from product to packaging.

TeSys Deca Control Contactors (AC & DC Control)



- Conformance to IEC, UL, CSA
- 5 inbuilt auxiliary contacts, in just 2 variants
- Available with AC (50/60Hz Dual frequency), DC & DC low consumption coil options
- High Operating ambient temperature upto 60 Deg C
- Inbuilt surge suppressor for DC & DC low consumption

No of Poles	AC Control Reference	Unit MRP [₹]				DC Control Reference ⁽⁴⁾	Unit MRP [₹]		
		B7 (24V)	F7 (110V)	M7 (220V)	N7 (415V)		BD (24V)	FD (110V)	MD (220V)
3NO + 2NC	CAD32*	2735	2735	2735	2735	CAD32**	4100	3935	3935
5NO	CAD50*	2735	2735	2735	-	CAD50**	3935	3935	3935

No of Poles	DC low consumption Reference ^{(1) (2) (3)}	Unit MRP [₹]		
		BL (24V)	FL (110V)	ML (220V)
3NO + 2NC	CAD32***	5000	5895	8335
5NO	CAD50***	4915	-	-

For other coil voltage ratings contactors, please contact Customer Care.

* Reference to be completed by adding coil voltage code

(1) Compatible with PLC outputs

(2) Wide range coil (0.7...1.25Uc), suppressor fitted as standard

(3) 2 pole auxiliary block can be mounted

Power Contactors - Deca Model (3 Pole AC & DC Control)



- Conformance to IEC, UL, CSA
- Available with AC (50/60Hz Dual frequency), DC & DC low consumption coil options
- High Operating ambient temperature, no derating upto 60 Deg C
- Inbuilt 1NO + 1NC auxiliary contacts upto 150A
- High electrical and mechanical life
- Fuse-less Type 2 Co-ordination Charts available
- EverLink® terminal for 40, 50, 65 & 80A contactors
- Inbuilt surge suppressor in DC coil for 9-80A

AC-1 Rated Operational Current [Ie]	kW	AC-3 Duty		Auxiliary Contacts	AC Control Reference	Unit MRP [₹]		
		HP	A			M7 (220V)	N7 (415V)	F7 (110V)
25	4	5.5	9	1 NO + 1 NC	LC1D09*	2725	2725	2725
25	5.5	7.5	12	1 NO + 1 NC	LC1D12*	3070	3070	3070
32	9	12.5	18	1 NO + 1 NC	LC1D18*	3560	3560	3560
40	11	15	25	1 NO + 1 NC	LC1D25*	4420	4420	4420
50	15	20	32	1 NO + 1 NC	LC1D32*	8600	8600	8600
50	18.5	25	38	1 NO + 1 NC	LC1D38*	12230	12230	12230
60	22	30	40	1 NO + 1 NC	LC1D40A*	13085	13085	13085
80	25	35	50	1 NO + 1 NC	LC1D50A*	16960	16960	16960
80	37	50	65	1 NO + 1 NC	LC1D65A*	23535	23535	23535
80	37	50	80	1 NO + 1 NC	LC1D80A	29420	29420	29420
125	45	60	80	1 NO + 1 NC	LC1D80*	36370	36370	36370
125	45	60	95	1 NO + 1 NC	LC1D95*	37885	37885	37885

For other coil voltage ratings contactors, please contact Customer Care.

* Reference to be completed by adding coil voltage code

For details on non standard references, technical parameters, accessories, compatibility, stockable and non stockable status please contact Customer Care

✓ NORMAL STOCK ITEMS

W.E.F. April 01st, 2026

TeSys Control

TeSys Deca

TeSys Deca Power Contactors (3 Pole DC Low Consumption)

Now available upto 80A with the TeSys Deca Advanced Low Consumption offer

AC-1 Rated Operational Current [Ie]	Motor Power (Long Life) AC3			Auxiliary Contacts	Reference	Unit MRP [₹] BL (24V)
	kW	HP	A			
25	4	5.5	9	1 NO + 1 NC	LC1D09**** <input checked="" type="checkbox"/>	4745
25	5.5	7.5	12	1 NO + 1 NC	LC1D12**** <input checked="" type="checkbox"/>	5315
32	9	12.5	18	1 NO + 1 NC	LC1D18**** <input checked="" type="checkbox"/>	8120
40	11	15	25	1 NO + 1 NC	LC1D25**** <input checked="" type="checkbox"/>	9890
50	15	20	32	1 NO + 1 NC	LC1D32**** <input checked="" type="checkbox"/>	16920

For other coil voltage ratings contactors, please contact Customer Care.

* Reference to be completed by adding coil voltage code

TeSys Deca Power Contactors (4 Pole AC & DC Control)



- Conformance to IEC, UL, CSA
- Available with AC (50/60Hz Dual frequency), DC & DC low consumption⁽¹⁾ coil options
- High Operating ambient temperature, no derating upto 60 deg C

[Ie] Rated Operational Current AC1	Poles Composition	AC control Reference	Unit MRP [₹] M7 (220V)	DC control Reference	Unit MRP [₹]		
					BD (24V)	FD (110V)	MD (220V)
20	4NO	-	-	LC1DT20**	5210	5210	5210
	2NO+2NC	-	-	LC1D098**	5670	5670	5670
25	4NO	-	-	LC1DT25**	6260	6260	6260
	2NO+2NC	-	-	LC1D128**	8170	8170	8170
32	4NO	-	-	LC1DT32**	6875	-	8245
	2NO+2NC	-	-	LC1D188**	9300	11130	9300
40	4NO	-	-	LC1DT40**	10780	10780	10780
	2NO+2NC	-	-	LC1D258**	14210	14210	14210
60	2NO+2NC	-	-	LP1D40008**	28355	33980	28355
80	2NO+2NC	-	-	LP1D65008**	38120	38120	-
125	4NO	-	-	LP1D80004**	41295	49475	-
	2NO+2NC	-	-	LP1D80008**	47640	57075	47640

Note: Please contact Customer Care for 4 Pole AC coil contactor details

For current rating and ref please contact Customer Care

For other coil voltage ratings contactors, please contact Customer Care.

* Reference to be completed by adding coil voltage code

For details on non standard references, technical parameters, accessories, compatibility, stockable and non stockable status please contact Customer Care

NORMAL STOCK ITEMS

W.E.F. April 01st, 2026



TeSys Control Motor Switching Solutions with Fast and Reliable SNAP IN Connections up to 32 amp (AC-3/AC-3e)

Spring-type terminals are now upgraded to **SNAP IN** connections
- delivering a more robust, reliable, and user-friendly solution!

TeSys Deca Power Contactors



It's so **QUICK**
as one second

- Up to 92% time saving compared with other connection technology

TeSys Deca Control Contactors



TeSys Deca Motor Contactors SNAP IN Type

LC1D	09	A*	CAD	32	A*
Power Contactor TeSys Deca series, 3P	AC-3/AC-3e Rating 09: 09 amp 12: 12 amp 18: 18 amp 25: 25 amp 32: 32 amp	Main Terminal 3: Spring ↓ Getting Replaced with A: SNAP IN NEW	Control Contactor TeSys Deca series	No. of Poles 32: 3NO+2NC 50: 5NO	Main Terminal 3: Spring ↓ Getting Replaced with A: SNAP IN NEW

Note: * Reference to be completed by adding coil voltage code
For coil voltage ratings contactors, please contact the respective sales representative

For price details, please contact the respective sales representative.

Simplicity with just 1 click for 1 second

It's so **EASY** as one hole, one pusher, one click.

- No special tool skills needed.
- No wiring tool needed regardless of flexible, solid or fine-stranded conductors



Simplicity It's so QUICK!

- Electrical connection under one second
- Up to 92% faster than traditional technologies

Scalability READY-TO-ROBOT!

- The first contactor suitable for fully automatic mounting and wiring.

Scalability Comprehensive solution!

- Up to 32 amp (AC-3/AC-3e) motor switching solution thanks to extensive accessories

Simplicity It's so EASY!

- The world's first self-explanatory clamping technology. One hole, one pusher, one click.
- Solid and flexible wires with or without cable end can be connected without any tools.

Reliability It's so SECURE!

- Your peace of mind with every connection through, a clearly audible click and the pusher moves forwards.

Reliability General benefits

- Each connection has a testing point for diagnostics
- Maintenance-free clamping technology
- One-handed unwiring






Reliability from install to maintain

It's so SECURE

- Clear indication by a sound and visual feedback as confirmation to the electricians

		
<p>Delivery status</p>	<p>Wiring</p>	<p>Clamping</p>
<p>The device is supplied with a preloaded spring. The switching status of the preloaded terminal point is indicated by the position of the pusher.</p>	<p>The stripped wire can be easily and securely inserted into the terminal point without any further preparation.</p>	<p>When the wire touches the ground contact of the terminal, the spring of the clamping point is released and shoots the terminal. This changes the position of the pusher and a clear 'click' can be heard.</p>

Reliability benefits the whole customer journey

<p>Testing</p>	<p>Operation</p>	<p>Maintenance</p>
<p>⇓</p>	<p>⇓</p>	<p>⇓</p>
<p>Measuring point of each connection</p>	<p>Maintenance-free clamping technology</p>	<p>One-handed unwiring</p>
<p>Ideal for final acceptance tests as well as maintenance & service</p> 	<p>Robust against vibrations and shocks</p> 	<p>First reset all pushers. Then all wires can then be removed without using any force.</p> 



TeSys Deca Advanced

The Revolutionary Electronic Coil Contactor



Complete range in 4 frame sizes:

09-12-18A

25-32-38A

40-50-65-80A

115-150A **NEW**

 -80%

Up to 80% less energy consumption than a traditional electromechanical motor starter

10X Reduction
in references

Few set of references covering the complete voltage range for AC and DC

 -35%

Small in size & high current handling capacity

PLC Compatible

Direct connection to a PLC without the need for an interposing relay

SEMIF47

High uptime thanks to wide band coil with high resistance to voltage surges/SEMIF47 conform




Scan to see TeSys Deca Advanced under voltage performance.

TeSys Control

Deca Advanced Contactors

Introduction



TeSys Deca Advanced contactors



9...18 A



25...38 A



40...80 A



115...150 A

Power & switch

- 3 or 4 power poles
- 9 to 150 A (AC-3/AC-3e)
- 25 to 200 A (AC-1)
- Embedded 1 NO + 1 NC auxiliary contacts
- Patent EverLink main power terminals ⁽¹⁾

Efficient design

- Low consumption coils
- High rating within compact size
- Ready for IE3/IE4 high efficiency motor

Remote control

- 24V DC ⁽²⁾, 24...60 V, 48...130 V 100...250 V, 200...500 V AC/DC coils
- PLC direct control available ⁽³⁾
- High resistance to voltage fluctuation
- Embedded surge suppressor

Standards & Certifications

- Multiple standards
- International certifications

⁽¹⁾ for LC1D40A...150A

⁽²⁾ BBE coil for LC1D40A...80A for PLC direct input

⁽³⁾ BNE coil for LC1D09...38, BBE coil for LC1D40 A...80A

TeSys Control

Deca Advanced Contactors

TeSys Deca Advanced Contactors



LC1

Contactor

TeSys Deca
Advanced
series, 3P

D

09

AC3 Rating

09: 09 A
12: 12 A
18: 18 A
25: 25 A
32: 32 A
38: 38 A
40: 40 A
50: 50 A
65: 65 A
80: 66 A
115: 115 A
150: 150 A

NEW

NEW

A(6)

Main Terminal

Blank: Screw
A: EverLink
+6: Lug

KUE

Coil voltage (AC/DC)

BBE⁽¹⁾: 24 V DC
BNE: 24...60 V AC/DC
EHE: 48...130 V AC/DC
KUE: 100...250 V AC/DC
LSE⁽²⁾: 200...500 V AC/DC

(1) BBE only for LC1D40A...D80A

(2) LSE only for LC1D115A...D150A

LC1

Contactor

TeSys Deca
Advanced
series, 4P

DT

200

AC3 Rating

60: 60 A
80: 80 A
200: 200 A

NEW

A(6)

Main Terminal

A: EverLink
+6: Lug

KUE

Coil voltage (AC/DC)

BBE⁽³⁾: 24 V DC
BNE: 24...60 V AC/DC
EHE: 48...130 V AC/DC
KUE: 100...250 V AC/DC
LSE⁽⁴⁾: 200...500 V AC/DC

(3) BBE only for LC1DT60A...DT80A

(4) LSE only for LC1DT200A

TeSys Control

Deca Advanced Contactors

TeSys Deca Advanced Contactor (3 Pole AC/DC Universal Coil)



- Universal AC/DC coil from 24 - 250V
- Special low consumption offer from 40-80A
- Fuseless Type 2 Co-ordination charts available

The Revolutionary Electronic Coil Contactor

AC-1 Rated Operational Current [Ie]	AC3 Duty (Long Life)			Auxiliary Contacts	Reference	BBE (24V DC)	Unit MRP [₹]			
	kW	HP	A				BNE (24-60V AC/DC)	EHE (48-130V AC/DC)	KUE (100-250V AC/DC)	LSE (200-500V AC/DC)
25	4	5.5	9	1 NO + 1 NC	LC1D09	-	6200	7000	5640	-
25	5.5	7.5	12	1 NO + 1 NC	LC1D12	-	6200	5845	5845	-
32	9	12.5	18	1 NO + 1 NC	LC1D18	-	7710	7710	7980	-
40	11	15	25	1 NO + 1 NC	LC1D25	-	9205	-	9205	-
50	15	20	32	1 NO + 1 NC	LC1D32	-	18705	18705	18705	-
50	18.5	25	38	1 NO + 1 NC	LC1D38	-	20185	23975	20185	-
60	22	30	40	1 NO + 1 NC	LC1D40A	21865	21865	21865	21865	-
80	25	35	50	1 NO + 1 NC	LC1D50A	27440	27440	27440	27440	-
80	37	50	65	1 NO + 1 NC	LC1D65A	31120	31120	31120	31120	-
80	37	50	80	1 NO + 1 NC	LC1D80A	37770	37770	37770	37770	-
200	59	80	115*	1 NO + 1 NC	LC1D115A NEW	-	48530	49130	49415	51820
200	80	110	150*	1 NO + 1 NC	LC1D150A NEW	-	51605	53095	50455	54120

For other coil voltage ratings contactors, please contact Customer Care.

* Reference to be completed by adding coil voltage code

TeSys Deca Advanced Power Contactors (4 Pole AC & DC Control)

[Ie] Rated Operational Current AC-1	Poles Composition	Auxiliary Contacts	AC & DC Control Reference	BBE (24V DC)	Unit MRP [₹]			
					BNE (24-60V AC/DC)	EHE (48-130V AC/DC)	KUE (100-250V AC/DC)	LSE (200-500V AC/DC)
60	4NO	1NO + 1NC	LC1DT60A	21575	23000	23000	23000	-
80	4NO	1NO + 1NC	LC1DT80A	32185	33500	33500	32185	-
200	4NO	1NO + 1NC	LC1DT200A NEW	-	60365	64495	64035	67405

Coil Voltage Code

Type	Voltage	24-60V AC/DC	48-130V AC/DC	100-250V AC/DC	200-500V AC/DC
AC/DC*	LC1D09 - D38, LC1D40A - 80A, LC1DT60A - 80A	BNE	EHE	KUE	
	LC1D115A - 150A NEW	BNE	EHE	KUE	LSE
24V DC Low Consumption*	LC1D40A - 80A, LC1DT60A - 80A	BBE (24V DC only)	-	-	

For other coil voltage ratings contactors, please contact Customer Care.

* Reference to be completed by adding coil voltage code

For details on non standard references, technical parameters, accessories, compatibility, stockable and non stockable status please contact Customer Care

NORMAL STOCK ITEMS

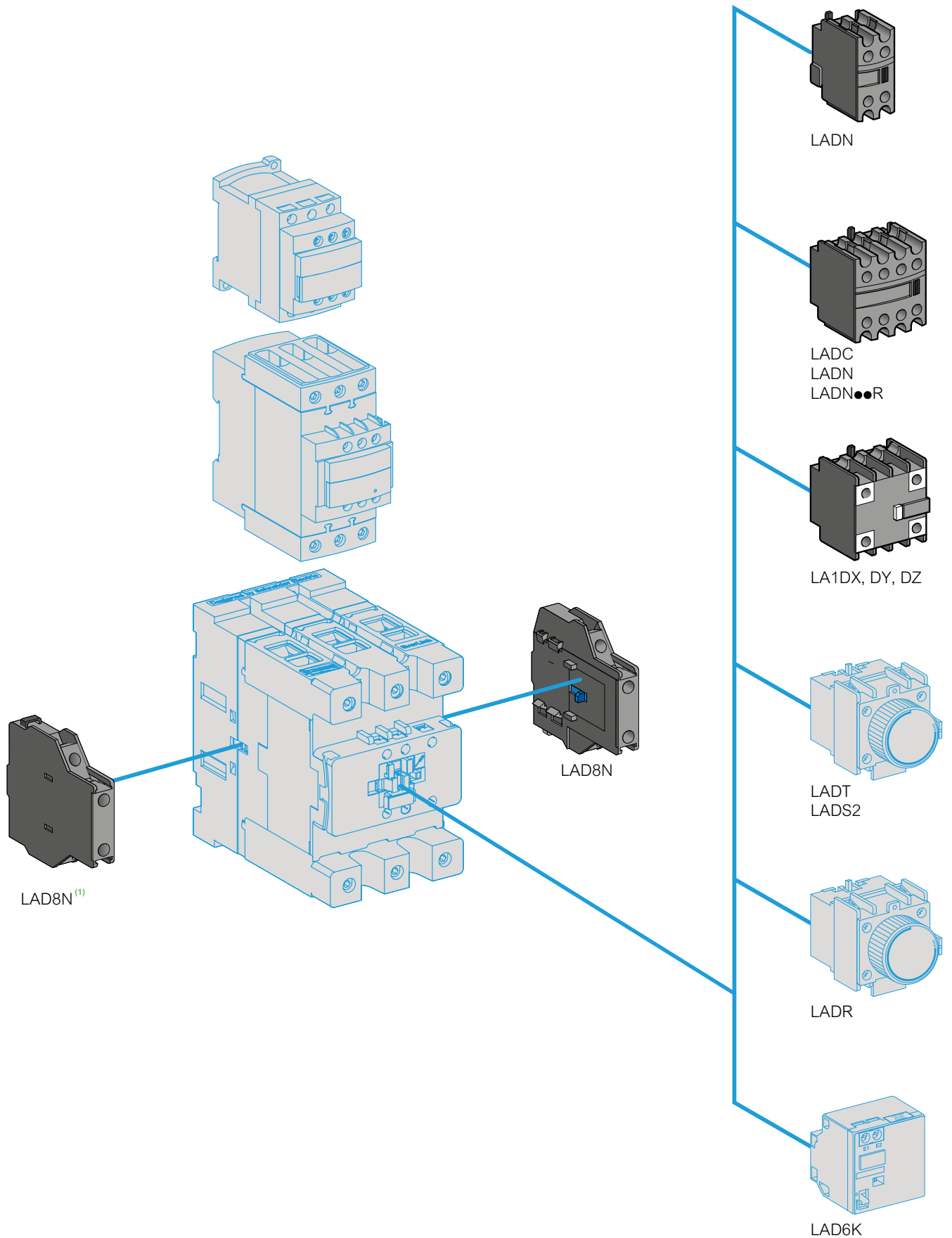
W.E.F. April 01st, 2026

INDERSONS, S-11 Rajouri Garden, New Delhi 110027 email: sales@indersonsindia.com

TeSys Control

Deca Advanced Contactors

Introduction



(1) No left side mounting on Deca Advanced contactors up to LC1D38.

TeSys Control

TeSys Deca

Description	For use with	Reference	Unit MRP [₹]
Power connection accessories			
Terminal block	For supply to one or more GV2 G busbar sets	GV1G09	3445
Set of 63A busbars for paralleling of contactors	2 contactors LC1D09...D18 or D25...D38	GV2G245	3380
	4 contactors LC1D09...D18 or D25...D38	GV2G445	5315
Set of 115A busbars for paralleling of contactors	2 contactors LC1D40A...D80A	GV3G264	6070
	3 contactors LC1D40A...D80A	GV3G364 ⁽¹⁾	3245
Set of S-shape busbars	For circuit breakers GV3P** & GV3L** and contactors LC1 D40A...D65A	GV3S	2430

**Not applicable for GV3P/GV3L 73A and 80A



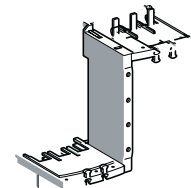
GV2G245



GV1G09

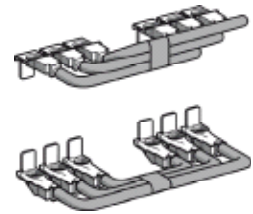
Description	For use with	Reference	Unit MRP [₹]
Mechanical interlock	LC1D09 to D38(1)	LAD9V2	1210
	LC1D40A to D65A(1)	LAD4CM	2460
	LC1D80 and D95 (for AC control voltage)	LA9D4002	5390
	LC1D80 and D95 (for DC control voltage)(2)	LA9D8002	8025

(1) With this set of busbars, any one contactor can be supplied directly by its EverLink® double cage power terminal block. The other two contactors are supplied by the busbar set. The 115A limitation is therefore applied to these two contactors.
 (2) With electrical interlock



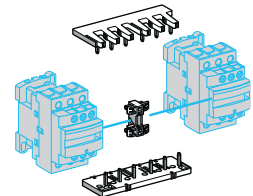
GV3S

Description	For use with	Reference	Unit MRP [₹]
Power Connection for Reversing			
Kit Comprising :	LC1D09 to D38	LAD9V5	1005
1. A set of parallel bars	LC1D09 to D38	LAD9V6	1260
2. A set of reverser bars.	LC1D40A to D80A	LA9D65A69	5230
	LC1D80 and D95 (for AC control voltage)	LA9D8069	11200
	LC1D80 and D95 (for DC control voltage)	LA9D8069	11200



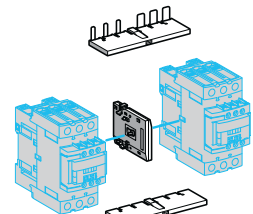
LA9 D8069

Description	For use with	Reference	Unit MRP [₹]
Reversing Kit			
Kit Comprising :			
1. A mechanical interlock LAD 9V2 with electrical interlocking LAD 9V1	LC1D09 to D38	LAD9R1V	2515
2. A set of power connections LAD 9V5 (parallel) and LAD 9V6 (reversing).			
Kit Comprising :			
1. A mechanical interlock LAD 9V2 without electrical interlocking	LC1D09 to D38	LAD9R1	2530
2. A set of power connections LAD 9V5 (parallel) and LAD 9V6 (reversing).			
Kit Comprising :			
1. A mechanical interlock LAD 4CM	LC1D40A to D80A	LAD9R3	5975
2. A set of power connections LA9 D65A69.			



LAD9R1

Description	For use with	Reference	Unit MRP [₹]
Star Delta Kit			
Time delay contact block LAD S2 (LC1D09...D80),	LC1D09 and D12	LAD91217	9450
Power circuit connections (LC1D09...D80),	LC1D18 to D32	LAD93217	12150
Hardware required for fixing the contactors onto the mounting plate (LC1D80)	LC1D40A and D50A	LAD9SD3	24550
	LC1D80	LA9D8017	27265



LAD9R3

Description	For use with	Reference	Unit MRP [₹]
EverLink® terminal block for independent mounting	LC1D40A to D80A	LAD96560	4555



LAD91217



LAD9SD3



LA9D8017



LAD96560

For details on non standard references, technical parameters, accessories, compatibility, stockable and non stockable status please contact Customer Care

✓ NORMAL STOCK ITEMS

W.E.F. April 01st, 2026

TeSys Control

TeSys Deca

Description	Time Delay Range	Timer Type	Reference	Unit MRP [₹]
On delay timer ^{(1) (2)}	15...30 s	on delay	LA4DT2U	9195
On delay timer ^{(1) (2)}	0.1...2 s	on delay	LA4DT0U	9195
On delay timer ^{(1) (2)}	25...500 s	on delay	LA4DFB	8465
Relay interface module - 24V DC ^{(1) (2)}	-	-	LA4DT4U	10295

(1) For LC1 D09...38A (3P, AC coils only) add mounting adaptor LAD4BB and for LC1 D40A...65A (3P, AC coils only), add mounting adaptor LAD4BB3.

(2) For LC1D80...150 (3P), direct mounting, for 100-250V AC Coils only.

Description	For use with	Reference	Unit MRP [₹]			
			B (24V) (AC/DC)	E (42/48V) (AC/DC)	F (110/127V) (AC/DC)	M (220/240V) (AC/DC)
TeSys Deca Model Mechanical Latch Blocks						
Front, Clip-on	LC1D09...D38 (a or c) LC1DT20...DT40 (a or c) LC1D40A...D65A (3P a or c) LC1DT60A and DT80A (4P a or c)	LAD6K10*	11045	11045	11045	11045
	LC1D80...D150 (3P a) LC1D80 and D115 (3 P c) LC1D80 (4 P a) LC1D80 and D115 (4 P a) LP1D80 and LC1D115 (4 P c)	LA6DK20*	11525	12935	12935	11525

* Reference to be completed by adding coil voltage code and recommended to check availability with Customer Care team

Spare Coils TeSys Deca Model

Product Compatibility	Reference
AC Coils	
CAD, LC1-D09...D38, DT20...40	LXD1*
LC1D40A, D50A, D65A & LC1DT60A, DT80A	LXD3*
D80 & D95 (3P & 4P)	LX1D6*
LC1-D115, D150	LX1D8*
DC Coils	
LC1-D80-D95	LX4D7**
LC1-D115, D150	LX4D8**

* Reference to be completed by adding coil voltage code and recommended to check availability with Customer Care team

Coil Voltage Code

Type	Voltage (V)	24	110	220	415
AC*	CAD, LC1-D09...D38, DT20...40, LC1 - D150, LC1D40A, D50A, D65A & LC1DT60A, DT80A, LC1D150 LC1D80, D95, D115	B7	F7	M7	N7

For details on non standard references, technical parameters, accessories, compatibility, stockable and non stockable status please contact Customer Care

NORMAL STOCK ITEMS

W.E.F. April 01st, 2026

Accessories

Description	For use With	Contacts	Reference	Unit MRP [₹]	
Add On Blocks					
Additional instantaneous auxiliary contact blocks	LC1D09 ...LC1D150*	Front Mounted 1NO + 1NC	LADN11	810	
		Front Mounted 2NO	LADN20 ✓	900	
		Front Mounted 2NC	LADN02	900	
		Front Mounted 2NO + 2NC	LADN22 ✓	1475	
		Front Mounted 4NC	LADN04	2160	
		Front Mounted 4NO	LADN40 ✓	1475	
		Front Mounted 1NO + 3NC	LADN13	1475	
		Front Mounted 3NO + 1NC	LADN31 ✓	1475	
		LC1D80..LC1D95	Front Mounted 1NO	LADN10	900
			Front Mounted 1NC	LADN01	900

Description	Contacts	Reference	Unit MRP [₹]
Add On Blocks			
Additional instantaneous auxiliary contact blocks	Side Mounted ⁽¹⁾ 1NO + 1NC	LAD8N11	3105
	Side Mounted ⁽¹⁾ 2NO	LAD8N20	3105
Pneumatic timer blocks front mounted	ON delay 1NO + 1NC 0.1..3s	LADT0	5845
	ON delay 1NO + 1NC 0.1..30s	LADT2	5845
	ON delay 1NO + 1NC 10..180s	LADT4	5845
	ON delay 1NO + 1NC 1..30s (2)	LADS2 ✓	6230
	OFF delay 1NO + 1NC 0.1 ..3s	LADR0	5845
	OFF delay 1NO + 1NC 0.1 ..30s	LADR2 ✓	5845
	OFF delay 1NO + 1NC 10..180s	LADR4	5845

(1) Suitable for mounting on TeSys Deca range AC Coil Contactors and Control Relays only

(2) With Switching time of 40 ms between opening of the NC contact and closing of the NO contact recommended for Star - Delta Starters

Accessories compatibility

Contactors		Instantaneous Auxiliary Contacts				Time delay Front Mounted
Type	Number of Poles and Size	Side mounted	Front mounted			
			1 contact	2 contact	4 contacts	
AC & AC/DC	3P LC1D09...D38	1 on LH side	and -	1	or 1	or 1
AC & AC/DC	3P LC1D40A...D80A	1 on LH or 1 on RH side	and -	1	or 1	or 1
AC & AC/DC	3P LC1D80 and D95A (50/60 Hz)	1 on each side	or 2	and 1	or 1	or 1
AC & AC/DC	3P LC1D80 and D95A (50 or 60 Hz)	1 on each side	and 2	and 2	or 1	or 1
AC & AC/DC	3P LC1D115 and D150	1 on LH side	and -	1	or 1	or 1
AC & AC/DC	4P LC1DT20...DT40	1 on LH side	and -	1	or 1	or 1
AC & AC/DC	4P LC1DT60A and DT80A	1 on LH or 1 on RH side	and -	1	or 1	or 1
AC & AC/DC	4P LC1D40008, D65008 and D80	1 on each side	or 1	or 1	or 1	or 1
AC & AC/DC	4P LC1D115	1 on each side	and 1	or 1	or 1	or 1
DC	3P LC1D09...D38	-	-	1	or 1	or 1
DC	3P LC1D40A...D80A	-	-	1	or 1	or 1
DC	3P LC1D80 and D95	-	1	or 1	or 1	or 1
DC	3P LC1D115 and D150	1 on LH side	and -	1	or 1	or 1
DC	4P LC1DT20...DT40	-	-	1	or 1	or 1
DC	4P LC1DT60A and DT80A	-	-	1	or 1	or 1
DC	4P LC1D40008, D65008 and D80	-	2	and 1	or 1	or 1
DC	4P LC1D115	1 on each side	-	and 1	or 1	or 1
LC ⁽³⁾	3P LC1D09...D38	-	-	1	-	-
LC ⁽³⁾	3P LC1DT20...DT40	-	-	1	-	-

(3) LC : Low consumption

For details on non standard references, technical parameters, accessories, compatibility, stockable and non stockable status please contact Customer Care

✓ NORMAL STOCK ITEMS

W.E.F. April 01st, 2026

TeSys Control

TeSys Deca

Accessories

Product Compatibility	Fixing	Control Circuit Voltage	Suppressor Type	Reference	Unit MRP [₹]
Coil Suppressor Modules					
LC1D12...D25 (4P)	Screw	110...240V AC	RC Circuit AC	LA4DA1U	2835
	Screw	12...250V DC	Diode DC	LA4DC1U	3175
LC1D09...D38, LC2D09...D38, LC1DT20...DT40, LC2DT20...DT40 (3P)	Screw	24...48V AC	Varistor AC/DC	LAD4VE	2750
	Screw	24...48V AC 400Hz	RC Circuit AC	LAD4RCE	2750
	Screw	50...127V AC 200Hz	RC Circuit AC	LAD4RCG	2480
CAD	Screw	110...240V AC 100Hz	RC Circuit AC	LAD4RCU <input checked="" type="checkbox"/>	2750
	Screw	110...250V AC	Varistor AC/DC	LAD4VU	2750
LC1D80, LC1D95, LC2D80, LC2D95 (3P) LC2D80 (4P), LC1D40008, LC1D65008	Screw	24...250V DC	Diode DC	LA4DC3U	2835
	Screw	110...250V AC	Varistor AC/DC	LA4DE2U	2710
	Screw	24...48V AC 400Hz	RC Circuit AC	LA4DA2E	2710
	Screw	50...127V AC 200Hz	RC Circuit AC	LA4DA2G	4275
	Screw	110...240V AC 100Hz	RC Circuit AC	LA4DA2U	2835
	Screw	380...415V AC 150Hz	RC Circuit AC	LA4DA2N	4275
	Screw	24...48V DC	Varistor AC/DC	LA4DE3E	2835

For details on non standard references, technical parameters, accessories, compatibility, stockable and non stockable status please contact Customer Care

NORMAL STOCK ITEMS

W.E.F. April 01st, 2026

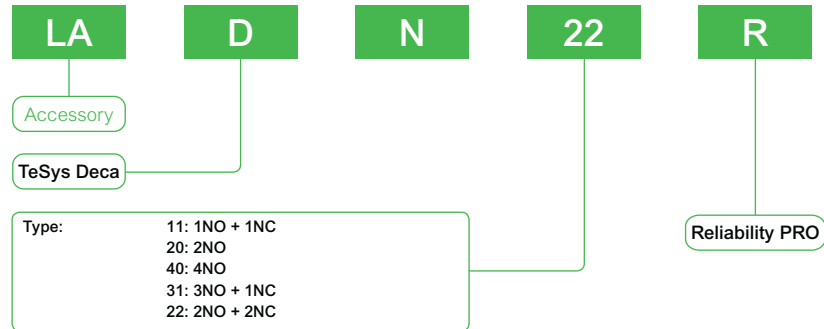
TeSys Control

TeSys Deca

Accessories

TeSys Deca auxiliary contact blocks for use in harsh industrial environment

Product references:
coding principle



Note: There are differences in NO/NC position between LADN••R and LADN••. Please refer to page A1/42 for wiring diagram details. This auxiliary module only supports the installation on contactors with standard power consumption.

Product core values

Dustproof, Ultra-fine grain silver contacts, Improved Reliability, 17 V/1 mA

New upgrade, with innovative design



20% stability increased on contacts
Improves contact reliability between mobile and static contacts



Fully sealed design benefits on reduced dust access
Comprehensive blocking of dust and external pollution

5X granularity refinement on silver alloy
Innovative binary alloy refinement process provides precise conduction for each operation

10⁻⁸ level on reliability
Capacity 17 V/1 mA

Target industries and applications

- For elevator, textile machinery and other harsh industrial applications
- For low voltage and low current high sensitive applications

Product variants:



LADN11R



LADN20R



LADN22R



LADN31R



LADN40R

LADN••R for harsh environment 17 V/1 mA

Description	Reference	Unit MRP [₹]
Auxiliary module 1NO + 1NC, screw terminals	LADN11R	1315
Auxiliary module 2NO, screw terminals	LADN20R	1330
Auxiliary module 2NO + 2NC, screw terminals	LADN22R	1570
Auxiliary module 3NO + 1NC, screw terminals	LADN31R	1570
Auxiliary module 4NO, screw terminals	LADN40R	1590

For details on non standard references, technical parameters, accessories, compatibility, stockable and non stockable status please contact Customer Care

NORMAL STOCK ITEMS

W.E.F. April 01st, 2026

TeSys Control

TeSys Deca

Modular marking system simplifies identification of standard contactors in the control panel to enhance visibility of the safety chain

Simple, customisable modular marking system

Standard TeSys Deca contactors

Easy-to-attach covers:



Auxiliary blocks with safety chain identification also available for more contact points:



Flexibility to customise contactors included in the safety chain during panel building



Simpler and faster maintenance with 100% visibility



Safety covers and auxiliary blocks prevent screwdriver contact with poles

Standard TeSys Ultra motor starters

Translucent labels to identify safety-chain devices:



Complete safety-chain identification system

TeSys Deca range

Retrofit contactor safety covers



LAD9ET1S
9A upto 65A



LAD9ET3S
80A to 95A



LAD9ET4S
110A to 150A



LADN22S
2NO + 2NC

Also available for CAD32/CAD50

TeSys Ultra range

Retrofit identification label



LU9ET1S

Built in Safety

TeSys Ultra motor starters are certified according to IEC 60947-4-1 for safety applications thanks to integrated mirror contact

Description	For use with	Reference	Unit MRP [₹]
Red Cover (For safety chain indication)	LC1D09...D65A and DT20 .. DT80A	LAD9ET1S	1160
Auxiliary Contact block with red front face- for safety chain indication	2NO + 2NC	LADN22S	1660

For details on non standard references, technical parameters, accessories, compatibility, stockable and non stockable status please contact Customer Care

NORMAL STOCK ITEMS

W.E.F. April 01st, 2026



TeSys Giga - Future Ready

A New Generation Series with Digital Innovation

TeSys Giga is new range of high-power contactors that supports industry requirements with process performance monitoring through data networks and online expert services.

Optimized Predictive Maintenance through-

- Continuous local and remote monitoring of contact wear
- Replaceable contacts (when necessary), facilitated by diagnostic visual indicator.

Unique Design-

- Innovative design and feature with compact size
- Ergonomic design & Flexibility in connections.
- Embedded auxiliary contact blocks
- Wideband electronic coils

se.com/in/TeSys

INDERSONS, S-11 Rajouri Garden, New Delhi 110027 email: sales@indersonsindia.com

TeSys Control

TeSys Giga

TeSys Giga High Power Contactors

Both "Standard" & "Advanced" versions available in 3 sizes, covering several ratings



Standard Version

Power & control

- 3 or 4 power poles
- 115 to 800A (AC-3)
- 200 to 1050A (AC-1)
- Embedded 1 NO + 1 NC auxiliary contacts
- Push-in type terminals for coils & control

Remote control

- 48-130V, 100-250V AC/DC coils
- Wide voltage range coils (direct coil control)
- Embedded surge-suppressor

Diagnostic

- Embedded wear diagnostic
- Embedded control voltages diagnostic
- Self diagnosis function
- Local alarm signaling (LED)



Advanced Version

Advanced diagnostic features along with standard version -

Diagnostic

- Remote wear diagnostic signaling kit (accessory)

Mounting

- Cable memory' adapter enables maintenance without removing power cables and busbar connections.

Remote control

- 24-48 V, 200-500 V AC/DC coils
- Digital control input (PLC output digital coil control)



Interlock location, with knock-out cover

On/Off switch for PLC input

Push-in type control terminals enabling quick wiring and assembly

Diagnosis LED for contact wear & voltage abnormality

Built-in 1 NO + 1 NC auxiliary contact block

Unique QR code providing quick access to complete product data

Mechanical indicator for contactor open and closed status

TeSys Control

TeSys Giga

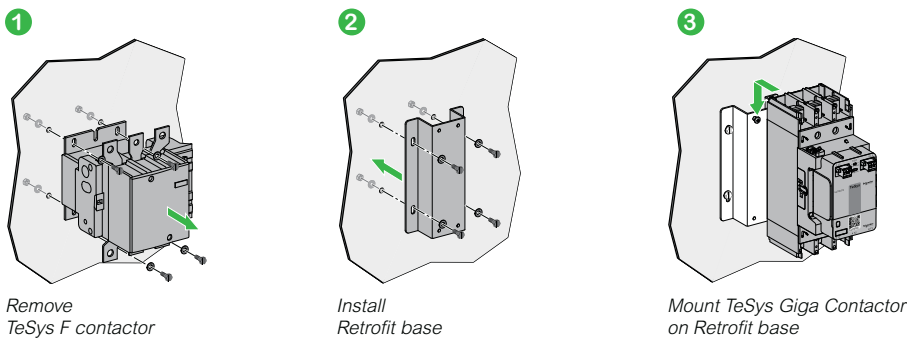
Quick & Easy Replacement of 3P TeSys F with TeSys Giga Contactors with Retrofit Bases



Description	Reference	Unit MRP [₹]
Substitutes LC1F115-225 with LC1G115-225	LA9GRFB1	8140
Substitutes LC1F265-500 with LC1G265-500	LA9GRFB2	9325
Substitutes LC1F630-800 with LC1G630-800	LA9GRFB3	18025



- Suitable for **3 pole contactors only**
- The bases come in two frame sizes.
- Upgrade your system with the new range of contactors in just 3 simple steps:



TeSys Giga Power Contactors (3 Pole AC/DC)

[Ie] Rated Operational Current AC-1	Motor Power (Long Life) AC-3		Standard version Reference	Unit MRP [₹]	
	kW (@115V)	A		EHEN (48-130 V)	KUEN (100-250 V)
250	55	115	LC1G115****	42975	44445
275	75	150	LC1G150****	56685	56685
305	90	185	LC1G185****	70245	70245
330	110	225	LC1G225****	75590	75590
385	132	265	LC1G265****	92910	92910
440	160	330	LC1G330****	112345	112345
550	200	400	LC1G400****	135785	135785
700	250	500	LC1G500****	188365	188365
1050	375	630	LC1G630****	290890	290890
1050	450	800	LC1G800****	353355	353355

TeSys Giga Power Contactors (4 Pole AC/DC)

[Ie] Rated Operational Current AC-1	Power Pole Composition	Standard version Reference	Unit MRP [₹]	
			EHEN (48-130 V)	KUEN (100-250 V)
250	4 NO	LC1G1154****	73110	73110
275	4 NO	LC1G1504****	86985	86985
305	4 NO	LC1G1854****	108690	108690
330	4 NO	LC1G2254****	127675	127675
385	4 NO	LC1G2654****	142745	142745
440	4 NO	LC1G3304****	166120	166120
550	4 NO	LC1G4004****	206450	206450
700	4 NO	LC1G5004****	304250	304250
1050	4 NO	LC1G6304****	349875	349875
1050	4 NO	LC1G8004****	419845	419845

Note:

For ordering advanced version replace **N** with **A** in reference as EHEN/KUEN → EHEA/KUEA respectively.

Example: LC1G1154 EHEN → LC1G1154 EHEA.

For other coil voltage ratings contactors, please contact Customer Care.

* Reference to be completed by adding coil voltage code

For details on non standard references, technical parameters, accessories, compatibility, stockable and non stockable status please contact Customer Care

✓ NORMAL STOCK ITEMS

W.E.F. April 01st, 2026

TeSys Control

TeSys Giga

Giga High power contactors – Power wiring accessories

Product references

Power Terminals

Spreader Kits



Description	Suitable for	Compatible with Contactors	Increase of Pole Pitch	Quantity Set of	Reference	Unit MRP [₹]
Spreader kits	3P	LC1G115...LC1G225	35 to 45 mm	3	LA9G3611	7690
	3P	LC1G265...LC1G500	45 to 70 mm	3	LA9G3612	7690
	4P	LC1G115...LC1G225	35 to 45 mm	4	LA9G4611	9615
	4P	LC1G265...LC1G500	45 to 70 mm	4	LA9G4612	9615

Terminal extensions for larger power connections



Description	Suitable for	Compatible with Contactors	Power Connection Size	Quantity Set of	Reference	Unit MRP [₹]
Terminal connections	3P	LC1G400...LC1G500	50 mm width	3	LA9G3613	9615
	3P	LC1G630...LC1G800	80 mm width	3	LA9G3614	51275
	4P	LC1G400...LC1G500	50 mm width	4	LA9G4613	11535
	4P	LC1G630...LC1G800	80 mm width	4	LA9G4614	75180

Power Terminal Accessories

Phase Separators



Description	Suitable for	Compatible with Contactors	Quantity Set of	Reference	Unit MRP [₹]
Phase separators ⁽¹⁾	3P	LC1G115...LC1G800	2	LA9G3801	1920
	4P	LC1G115...LC1G800	3	LA9G4801	2400
	3P – with 50/80 mm spreaders	LC1G400...LC1G800	2	LA9G3803 ⁽²⁾	1935
	4P – with 50/80 mm spreaders	LC1G400...LC1G800	3	LA9G4803 ⁽³⁾	2400

(1) Either phase separators or terminal shrouds can only be mounted. Phase separators or terminal shrouds are mandatory for operational voltage, $U_e \geq 690$ V.

(2) To be used with LA9G3613 and LA9G3614.

(3) To be used with LA9G4613 and LA9G4614.

For details on non standard references, technical parameters, accessories, compatibility, stockable and non stockable status please contact Customer Care

NORMAL STOCK ITEMS

W.E.F. April 01st, 2026

TeSys Control

TeSys Giga

Accessories

Description	Terminal Type	Position	Contacts	Reference	Unit MRP [₹]
Add On Blocks	Push In				
Auxiliary contact module	1st left or 1st right	Side Mounted ⁽¹⁾	1 NO+1NC	LAG8N113P	2065
	1st left or 1st right	Side Mounted	2 NO	LAG8N203P	2665
	2nd left or right	Side Mounted	1 NO+1NC	LAG8N113	2065
	2nd left or right	Side Mounted	2 NO	LAG8N203	2665

(1) Always supplied with TeSys Giga LC1G contactors, fitted to the right side lateral face.

Accessories

For Use With Contactor	Reference	Unit MRP [₹]
Mechanical interlock between contactors ⁽¹⁾		
Between Identical contactor frames	LA9G970	3745
Between LC1G(265-500) and LC1G(185-225)	LA9G971	3745
LC1G630 to LC1G800 and LC1G265 to LC1G500	LA9G972	On Request*

(1) Maximum 3 auxiliary contacts can be installed between 2 contactors with mechanical interlock kit.

Spare Control Module



- Wide band electronic control
- 24 V...500 V 50/60 Hz or DC control input
- Advanced and standard versions
- Accessible from the front for easy and quick replacement

Pole Composition	Control modules for Standard contactors	Reference	Unit MRP [₹]	
			EHEN (48-130V)	KUEN (100-250V)
3-Pole	LC1G115...LC1G225	LX1G3Q*	On Request	On Request
3-Pole	LC1G265...LC1G330	LX1G3R*	On Request	On Request
3-Pole	LC1G400...LC1G500	LX1G3S*	On Request	On Request
3-Pole	LC1G630...LC1G800	LX1G3T*	On Request	On Request
4-Pole	LC1G115...LC1G225	LX1G3Q*	On Request	On Request
4-Pole	LC1G265...LC1G330	LX1G3R*	On Request	On Request
4-Pole	LC1G400...LC1G500	LX1G3S*	On Request	On Request
4-Pole	LC1G630...LC1G800	LX1G3T*	On Request	On Request

For other coil voltage ratings regarding above, please contact Schneider Electric customer care.

* Reference to be completed by adding coil voltage code

For details on non standard references, technical parameters, accessories, compatibility, stockable and non stockable status please contact Customer Care

NORMAL STOCK ITEMS








W.E.F. April 01st, 2026

INDERSONS, S-11 Rajouri Garden, New Delhi 110027 email: sales@indersonsindia.com

TeSys Protection Range

TeSys has the most rugged and reliable solution to manage motors

Please find a quick range overview below

	TeSys Power	TeSys Protect			TeSys Active		
Feature	Motor Protection Circuit Breakers	Overload Relays	Multi function Relays		TeSys Ultra	TeSys Tera	TeSys Island
TeSys Range of Products	GV2P, GV4P GV3P, GV2ME	LR2K, LRD, LR9D, LR9F	LR9G	EOCR			
	 GV2P GV3P GV2ME	 LR2K LR9D LRD LR9F	 LR9G	 EOCR	 TeSys Ultra	 TeSys Tera	 TeSys Island
Short circuit							
Causes of overheating							
Slight overload							
Locked rotor							
Ventilation fault With probes							With Probes
Abnormal temperature rise							With Probes
Shaft bearing seizure							
Insulation fault				With CBCT			
Long starting time Adjustable				Adjustable	Adjustable		Adjustable
Heavy duty		LR9D only					
Voltage variation (Derived)							
Causes of phase variation							
Phase reversal							
Phase losses							
Phase imbalance							
Earth fault							
Historic fault, Pre-Alarming			Possible Pre alarm				



Protection Relays for Motor Safety

Providing motor safety tailored to your needs



se.com/in/TeSys

INDERSONS, S-11 Rajouri Garden, New Delhi 110027 email: sales@indersonsindia.com

TeSys Protect

TeSys K, TeSys Deca, TeSys F, TeSys Giga

Thermal Overload Relays - TeSys K Series (Direct Mounting)



- Conformance to IEC, UL, CSA, CE
- Range : 0.1A to 16A
- Direct & Independent mounting
- Trip class 10A

Thermal Protection Adjustment	For Use With	For Use With	Unit MRP [₹]
0.11...0.16		LR2K0301	3605
0.16...0.23		LR2K0302	3605
0.23...0.36		LR2K0303	3605
0.36...0.54		LR2K0304	3605
0.54...0.8		LR2K0305	3605
0.8...1.2		LR2K0306	3605
1.2...1.8	LC1K, LP1K, LP4K, LP2K, LC2K	LR2K0307	3605
1.8...2.6		LR2K0308	3605
2.6...3.7		LR2K0310	3605
3.7...5.5		LR2K0312	3605
5.5...8		LR2K0314	3605
8...11.5		LR2K0316	3605
10...14		LR2K0321	3730
12...16		LR2K0322	3730

*Note: Terminal Block for Clip-on Mounting LA7K0064

Thermal Overload Relays - TeSys Deca Series



- Conformance to IEC, UL, CSA
- Range : 0.1A to 104A
- Higher operating temperature
- Tripping class 10A & 20 available
- Direct mounting on contactor is possible upto 95A

Thermal Protection Adjustment Range	For Use With	Reference*	Unit MRP [₹]
LRD Model (Direct Mounting)			
0.1...0.16		LRD01	3665
0.16...0.25		LRD02	3665
0.25...0.4		LRD03	3665
0.4...0.63		LRD04	3665
0.63...1		LRD05 ✓	3665
1...1.6		LRD06 ✓	3665
1.6...2.5	GV2L03, LE03, LC1D09...LC1D38	LRD07 ✓	3665
2.5...4		LRD08 ✓	3665
4...6		LRD10 ✓	3665
5.5...8		LRD12 ✓	3665
7...10		LRD14 ✓	4110
9...13		LRD16 ✓	4110
12...18		LRD21 ✓	4230
16...24	GV2L22, LC1D25...D38	LRD22 ✓	4230
23...32	LC1D25...LC1D38, LC1D32	LRD32 ✓	6800
30...38	LC1D32, LC1D38	LRD35	6800
23...32	LC1D40A...D65a	LRD332	7535
23...32	LC1D80...LC1D95	LRD3353	7535
30...40	LC1D40A...D65a	LRD340	7535
30...40	LC1D80...LC1D95	LRD3355	7535
37...50	LC1D40A...D65a	LRD350 ✓	10330
37...50	LC1D80...LC1D95	LRD3357	12355
48...65	LC1D40A...D65a	LRD365	13250
62...80	LC1D80A	LRD380	13825
48...65	LC1D80...LC1D95	LRD3359	13250
63...80	LC1D80...LC1D95	LRD3363	14385
80...104	LC1D80, LC1D95	LRD3365	17755

Electronic Overload Relay - TeSys Deca Series



- Conformance to IEC, UL, CSA
- Range : 0.1A to 32A
- 5:1 Adjustment range
- High Operating Temperature
- Field selectable tripping class : 5,10, 20 & 30
- Type 1 & Type 2 Co-ordination chart available

Current Range	For Use With	Reference*	Unit MRP [₹]
0.1...0.5		LR9D01	16395
0.4...2.0	LC1D09 - 38A Direct Mounting	LR9D02	16830
1.6...8.0		LR9D08	16830
6.4...32		LR9D32	18840

*Note: For LR9D01 to LR9D32 - Terminal Block for Clip on Mounting LAD7B205.

Electronic Overload Relay - TeSys Giga Series



- Wide range of protection with only 4 references (28A to 630A)
- Switchable protection against ground fault and phase imbalance
- ON status and overload alarm signaling by LED
- Direct mounting of relay with contactors saving in panel space and installation time
- Selectable Trip class from 5E to class 30E to suit different application needs

Thermal Protection Adjustment Range	Reference	Unit MRP [₹]
28...115 A	LR9G115	29760
57...225 A	LR9G225	34720
125...500 A	LR9G500	40835
160...630 A	LR9G630*	on request

Separate Components for Relays

Description	For Use With	Reference	Unit MRP [₹]
Terminal block for clip-on mounting on 35 mm DIN Rail or screw fixing; for fixing centres	LRD01...35 & LR3D02...D35	LAD7B106	1715
	LRD33●●, LR3D33●●, LR2D35●●, LR3D35●●	LA7D3064	5415
EverLink® terminal block for independent mounting	LRD3●●, LR3D●●L & LR3D3●●	LAD96560	4555

*Note:

- The LRD relays can be used for AC or DC current up to 104A
- For long starting, Class 20 relays are available on request.
- Device for remote tripping and electrical reset is available on request.

For details on non standard references, technical parameters, accessories, compatibility, stockable and non stockable status please contact Customer Care

✓ NORMAL STOCK ITEMS

W.E.F. April 01st, 2026



- Reduced downtime
- Quick restoration
- Operational Safety
- Power Quality management



Electronic Overcurrent Relays

Digital EOCR

Protection

- Over Current-Definite & Inverse Time
- Under Current
- Phase Loss
- Phase Reversal
- Stall
- Jam
- Imbalance
- Earth Fault*

Diagnostic

- Trip Cause
- Fault History-3 Faults (Cause & Current Value)

Measurement

- Load Current
- Ground Current*
- Running Hours
- Load Current Bar Graph
- i-THD (Current Harmonic Distortion)

Other Features

- Modbus Communication*
- 4-20 mA output for Motor Current*
- Pre-Alarm Contact
- Suitable for 1 Φ & 3 Φ Motors
- Suitable for Low Frequency VFD Operation (10-100Hz)
- Available with Type-2

Analog EOCR

Protection

- Over current
- Phase loss
- Locked rotor

Other Features

- Easy installation, with DIN Rail and Panel Mounting compatibility
- Trip cause display
- Manual/Electrical reset
- Testing Provision through Test Button
- Suitable for 1 Φ & 3 Φ Motors

* In selected models

se.com/in

TeSys Protect EOCR

Digital EOCR





Digital EOCR Without Communication Current Range=0.5A-80A Control Voltage=100VAC-220VAC*					
Description	Display	Bottom Hole		Window Hole	
		Reference	Unit MRP [₹]	Reference	Unit MRP [₹]
Without Ground Fault Protection	Inbuilt	3DM2-WRDUHZ	29895	3DM2-WRDUWZ	29895
	Extended**	FDM2-WRDUHZ	32330	FDM2-WRDUWZ	32330
GF Protection with external CT	Inbuilt	3MZ2-WRAUHZ	30295	3MZ2-WRAUWZ	30295
	Inbuilt	3MZ2-WRCUHZ	30295	3MZ2-WRCUWZ	30295
	Extended**	FMZ2-WRAUHZ	36380	FMZ2-WRAUWZ	36380
GF Protection with inbuilt CT	Extended**	FMZ2-WRCUHZ	36380	FMZ2-WRCUWZ	36380
	Inbuilt	3BZ2-WRAUHZ	43985		
	Inbuilt	3BZ2-WRCUHZ	43985		
	Extended**	FBZ2-WRAUHZ	44690		
	Extended**	FBZ2-WRCUHZ	44690		


Digital EOCR with Modbus Communication Current Range=0.5A-80A Control Voltage=100VAC-220VAC*					
Description	Display	Bottom Hole		Window Hole	
		Reference	Unit MRP [₹]	Reference	Unit MRP [₹]
Without Ground Fault Protection	Inbuilt	I3DM-WRDUHZ	48035	I3DM-WRDUWZ	48035
	Extended**	IFDM-WRDUHZ	48345	IFDM-WRDUWZ	48345
GF Protection with external CT	Inbuilt	I3MZ-WRAUHZ	51080	I3MZ-WRAUWZ	51080
	Inbuilt	I3MZ-WRCUHZ	51080	I3MZ-WRCUWZ	51080
	Extended**	IFMZ-WRAUHZ	57860	IFMZ-WRAUWZ	57860
GF Protection with inbuilt CT	Extended**	IFMZ-WRCUHZ	57860	IFMZ-WRCUWZ	57860
	Inbuilt	I3BZ-WRAUHZ	59190		
	Inbuilt	I3BZ-WRCUHZ	59190		
	Extended**	IFBZ-WRAUHZ	59500		
	Extended**	IFBZ-WRCUHZ	59500		

* Replace **U** with **B** in above reference for Control Voltage =24 V DC
 ** Cable need to be purchased separately
 Contact Customer Care for 4-20mA Output EOCR references & prices

EOCR Accessories

Cable for Extended Display			
Description	Reference	Unit MRP [₹]	
 CABLE-RJ45 1 Meter	CABLE-RJ45-001	3480	
CABLE-RJ45 3 Meter	CABLE-RJ45-003	4545	

ZCT - Ground Fault Protection			
Description	Reference	Unit MRP [₹]	
 ZCT 35 M/M	ZCT-035-Z	9560	
ZCT 80 M/M	ZCT-080-Z	12880	
ZCT 120 M/M	ZCT-120-Z	21185	

External CT for range extension up to 400A				
Current Range	CT Ratio	Reference	Unit MRP [₹]	
 100A	100:5	3CT-H1-100-Z	7610	
150A	150:5	3CT-HH-150-Z	9425	
200A	200:5	3CT-H2-200-Z	10495	
300A	300:5	3CT-H3-300-Z	10950	
400A	400:5	3CT-H4-400-Z	12880	

Spare Display		
Description	Reference	Unit MRP [₹]
EOCR-PDMZ Display	EOCR-PDMZ	14280

For details on non standard references, technical parameters, accessories, compatibility, stockable and non stockable status please contact Customer Care

NORMAL STOCK ITEMS

W.E.F. April 01st, 2026

TeSys Protect

Analog EOCR

EOCR SS

- Without Display



Analog EOCR without Display			
Current Range (A)	Control Voltage	Reference	Unit MRP [₹]
0.5-6	24-240V AC/DC	EOCRSS-05S	9475
0.5-6	380-440V AC	EOCRSS-05W	7760
3-30	24-240V AC/DC	EOCRSS-30S	9475
3-30	380-440V AC	EOCRSS-30W	7760
5-60	24-240V AC/DC	EOCRSS-60S	9475
5-60	380-440V AC	EOCRSS-60W	7760

Note: 2 SPST output contacts
For 60A or higher, combine 05T Type and an external CT (secondary 5A) for use

EOCR SSD

- With Display (Operating Current & Trip Cause)



Analog EOCR with Display			
Current Range (A)	Control Voltage	Reference	Unit MRP [₹]
0.5-6	24-240V AC/DC	EOCRSSD-05S	14170
0.5-6	380-440V AC	EOCRSSD-05W	17455
3-30	24-240V AC/DC	EOCRSSD-30S	14170
3-30	380-440V AC	EOCRSSD-30W	15125
10-60	24-240V AC/DC	EOCRSSD-60S	14170
10-60	380-440V AC	EOCRSSD-60W	15125

Note: 2 SPST output contacts
For 60A or higher, combine 05T Type and an external CT (secondary 5A) for use

For details on non standard references, technical parameters, accessories, compatibility, stockable and non stockable status please contact Customer Care

NORMAL STOCK ITEMS

W.E.F. April 01st, 2026

INDERSONS, S-11 Rajouri Garden, New Delhi 110027 email: sales@indersonsindia.com



TeSys Power

Circuit breakers for motor protection and control

TeSys Deca and TeSys Giga Circuit Breakers provide compact, reliable and efficient solutions:

- Isolation
- Protection against short circuits and overloads
- Conforming to global standards.(IEC/EN/UL/CSA)



se.com/in/TeSys

INDERSONS, S-11 Rajouri Garden, New Delhi 110027 email: sales@indersonsindia.com

TeSys Power

Circuit Breakers for Motor Protection

Magnetic Circuit Breaker



- Conformance to IEC 60947 -1,-2,-4
- Magnetic circuit breakers range from 0.1-80 Amps
- High Breaking capacity up to 100kA
- Wide range of accessories

Breaking Capacity at 50Hz		Magnetic Protection Rating (A)	Reference	Unit MRP [₹]
690V	500V			
With Rocker Lever Control (Economy)*				
100 kA	100 kA	0.4	GV2LE03	7740
		0.63	GV2LE04	7740
		1	GV2LE05	7740
		1.6	GV2LE06	7740
3 kA	100 kA	2.5	GV2LE07	7740
		4	GV2LE08	7740
3 kA	50 kA	6.3	GV2LE10	7740
	10 kA	10	GV2LE14	7740
3 kA	6 kA	14	GV2LE16	7740
		18	GV2LE20	8985
		25	GV2LE22	8985
3 kA	4 kA	32	GV2LE32	15270
		With Rotary Handle Control*		
100 kA	100 kA	0.4	GV2L03	8885
		0.63	GV2L04	8885
		1	GV2L05	8885
		1.6	GV2L06	8885
4 kA	100 kA	2.5	GV2L07	8885
		4	GV2L08	8885
		6.3	GV2L10	8885
		10	GV2L14	8885
4 kA	10 kA	14	GV2L16	8885
		18	GV2L20	8885
		25	GV2L22	8885
		32	GV2L32	8885
		40	GV3L40	25170
6 kA	12 kA	50	GV3L50	25760
		65	GV3L65	26325
		73	GV3L73	29760

Breaking Capacity at 415V 50Hz	Motor Power AC-3**		Thermal Protection Adjustment Range	Reference	Unit MRP [₹]
	kW	HP			
With Toggle Control					
50 kA	75	101	150	C16N3MA150	On Request
	110	147	220	C25N3MA220	On Request
	160	214	320	C40N31M320	On Request
	200	268	500	C63N31M500	On Request

Thermal Magnetic Circuit Breaker



- Conformance to IEC 60947 -1,-2,-4, conformity to International Standards - UL, CSA, CE
- Thermal magnetic circuit breakers range from 0.1-220 Amps
- High Breaking capacity up to 100kA
- Wide range of accessories
- S-shaped busbar for side-by-side connection with 40 - 65A Contactor

Breaking Capacity at 50Hz		Thermal Protection Adjustment Range	Reference	Unit MRP [₹]
690V	500V			
With Push Button Control (Economy)				
100 kA	100 kA	0.1 - 0.16	GV2ME01	8175
		0.16 - 0.25	GV2ME02	8175
		0.25 - 0.40	GV2ME03	8175
		0.40 - 0.63	GV2ME04	8710
		0.63 - 1.0	GV2ME05	8710
		1.0 - 1.6	GV2ME06	8895
3 kA	100 kA	1.6 - 2.5	GV2ME07	8895
		2.5 - 4	GV2ME08	9205
3 kA	50 kA	4 - 6.3	GV2ME10	9205
	10 kA	6 - 10	GV2ME14	9205
3 kA	6 kA	9 - 14	GV2ME16	10310
		13 - 18	GV2ME20	11105
		17 - 23	GV2ME21	11855
3 kA	4 kA	20 - 25	GV2ME22	11855
		24 - 32	GV2ME32	19205
With Rotary Handle Control				
100 kA	100 kA	0.1 - 0.16	GV2P01	7930
		0.16 - 0.25	GV2P02	7930
		0.25 - 0.40	GV2P03	7930
		0.40 - 0.63	GV2P04	9090
		0.63 - 1.0	GV2P05	9090
8 kA	100 kA	1.0 - 1.6	GV2P06	9090
		1.6 - 2.5	GV2P07	9090
6 kA	100 kA	2.5 - 4	GV2P08	9375
	50 kA	4 - 6.3	GV2P10	9375
	42 kA	6 - 10	GV2P14	10005
4 kA	10 kA	9 - 14	GV2P16	12280
		13 - 18	GV2P20	14175
		17 - 23	GV2P21	14175
		20 - 25	GV2P22	14175
		24 - 32	GV2P32	23900
With Rotary Handle Control				
6 kA	12 kA	30...40	GV3P40	27940
		37...50	GV3P50	34640
		48...65	GV3P65	35530
		62...73	GV3P73	36310
With Direct Rotary Handle				
10 kA	50 kA	70...150	GV5P150H	65620
		100...220	GV5P220H	76545

It is recommended to check with Customer care team for selection, recommendation, and availability of stockable and non stockable references

✓ NORMAL STOCK ITEMS

W.E.F. April 01st, 2026



TeSys Power Motor Protection Solutions with Fast and Reliable SNAP IN Connections up to 15 kW



Spring-type terminals are now upgraded to **SNAP IN** connections
- delivering a more robust, reliable, and user-friendly solution!



It's so **QUICK** as one second

- Up to 92% time saving compared with other connection technology

TeSys Deca Motor Circuit Breakers SNAP IN Type

GV2ME

Range

01

AC-3/AC-3e Rating

01 : 0.1-0.16 amp	10 : 4-6.3 amp
02 : 0.16-0.25 amp	14 : 6-10 amp
03 : 0.25-0.40 amp	16 : 9-14 amp
04 : 0.40-0.63 amp	20 : 13-18 amp
05 : 0.63-1 amp	21 : 17-23 amp
06 : 1-1.6 amp	22 : 20-25 amp
07 : 1.6-2.5 amp	32 : 24-32 amp
08 : 2.5-4 amp	

A

Main Terminal

3: Spring

Getting
Replaced with

A: SNAP IN

NEW

For price details, please contact the respective sales representative.

Simplicity with just 1 click for 1 second

It's so **EASY** as one hole, one pusher, one click.

- No special tool skills needed.
- No wiring tool needed regardless of flexible, solid or fine-stranded conductors



Simplicity It's so QUICK!

- Electrical connection under one second
- Up to 92% faster than traditional technologies

Simplicity It's so EASY!

- The world's first self-explanatory clamping technology. One hole, one pusher, one click.
- Solid and flexible wires with or without cable end can be connected without any tools.

Reliability It's so SECURE!

- Your peace of mind with every connection through, a clearly audible click and the pusher moves forwards.

Scalability READY-TO-ROBOT!

- The first motor circuit breaker suitable for fully automatic mounting and wiring.

Scalability Comprehensive solution!

- Up to 15 kW motor protection solution thanks to extensive accessories



Reliability General benefits

- Each connection has a testing point for diagnostics
- Maintenance-free clamping technology
- One-handed unwiring




Reliability from install to maintain

It's so SECURE

- Clear indication by a sound and visual feedback as confirmation to the electricians

 <p>Delivery status</p>	 <p>Wiring</p>	 <p>Clamping</p>
<p>The device is supplied with a preloaded spring. The switching status of the preloaded terminal point is indicated by the position of the pusher.</p>	<p>The stripped wire can be easily and securely inserted into the terminal point without any further preparation.</p>	<p>When the wire touches the ground contact of the terminal, the spring of the clamping point is released and shoots the terminal. This changes the position of the pusher and a clear 'click' can be heard.</p>

Reliability benefits the whole customer journey

<p>Testing</p>	<p>Operation</p>	<p>Maintenance</p>
<p>Measuring point of each connection</p>	<p>Maintenance-free clamping technology</p>	<p>One-handed unwiring</p>
<p>Ideal for final acceptance tests as well as maintenance & service</p>  <p>Safety of Your Machines Depend on Smart Solutions</p>	<p>Robust against vibrations and shocks</p>  <p>Continuous pressure force</p>	<p>First reset all pushers. Then all wires can then be removed without using any force.</p> 

Accessories for Motor Circuit Breakers

Description	Reference	Unit MRP [₹]	
For GV2			
Front contact NO or NC ⁽¹⁾	GVAE1	1745	
Front contact NO + NC	GVAE11 <input checked="" type="checkbox"/>	2125	
	GVAE20	2350	
Side contact NO + NC	GVAN11 <input checked="" type="checkbox"/>	2565	
	GVAN20	2565	
Fault signalling contact + 1NO contact ⁽²⁾	GVAD1010 <input checked="" type="checkbox"/>	3345	
Fault signalling contact + 1NC contact ⁽²⁾	GVAD1001	3345	
Short circuit signalling contact block 1 C/O	GVAM11	3195	
Under voltage trip	110 ... 115V 50Hz	GVAU115	6785
	220 ... 240V 50Hz	GVAU225	6105
	380 ... 400V 50Hz	GVAU385	6105
Shunt trip	110 ... 115V 50Hz	GVAS115	6105
	220 ... 240V 50Hz	GVAS225	6105
	380 ... 400V 50Hz	GVAS385	6105
Additive limiter for increasing breaking capacity to 100kA for GV2ME and GV2P.	GV1L3	9845	
Connection block - GV2 with contactor LC1-D09..D38	GV2AF3	1195	
Connection block - LS1 D32 or GV2 with Contactor LC1-K or LP1-K	GV2AF01	1295	
Empty enclosure for GV2ME - plastic	GV2MP02	5740	
	GV2MC02	6305	

(1) Choice of NC or NO contact operation depending on which way round the reversible block is mounted.

(2) The GV-AD is always mounted next to the circuit breaker.

Busbars

Connection Pitch	No. of Tapoff Points	Reference	Unit MRP [₹]
For GV2			
45 mm	2	GV2G245	3380
	4	GV2G445	5315
54 mm	2	GV2G254	3060
	3	GV2G354	3425
	4	GV2G454	4295
72 mm	5	GV2G554	4655
	4	GV2G472	5265

Description	Reference	Unit MRP [₹]
Accessories for Busbars		
Terminal block - to supply one or more 3-pole busbar GV2	GV2G05	6595
Protective end covers for unused busbar outlets	GV1G10	1160
Terminal block for connection from top	GV1G09	3445

Accessories for Motor Circuit Breakers

Description	Reference	Unit MRP [₹]
For GV2-P/GV2-L		
External operator - IP54, Black	GV2APN01 <input checked="" type="checkbox"/>	6055
External operator - IP54, Yellow/Red	GV2APN02	11275
For GV3P/GV3L		
Auxiliary Contacts		
Front contact: 1 NO (fault) + 1NC (Auxiliary)	GVAED011	2205
Front contact: 1 NO (fault) + 1NO (Auxiliary)	GVAED101	2425
Busbar		
3-pole, 3 tap, 64 mm pitch	GV3G364	3245
S-shape bus bar	GV3S	2430
External Operator		
IP54, Black	GV3APN01	7300

Note: All other accessories are same as of GV2.

Busbars GV3G364 and GV3S are not compatible with GV3*73 and GV3*80.

Description	Operating Voltage	Reference	Unit MRP [₹]
For GV5 and GV6			
Clip-on connector - upto 150 A - 1.5..95 mm ²	-	GV7AC021	2125
Clip-on connector- upto 220 A - 1.5..185 mm ²	-	GV7AC022	2925
Front rotary handle GV7AP GV7R - black handle ⁽²⁾	-	GV7AP01	15385
Terminal shields IP405 ⁽¹⁾	-	GV7AC01	5470

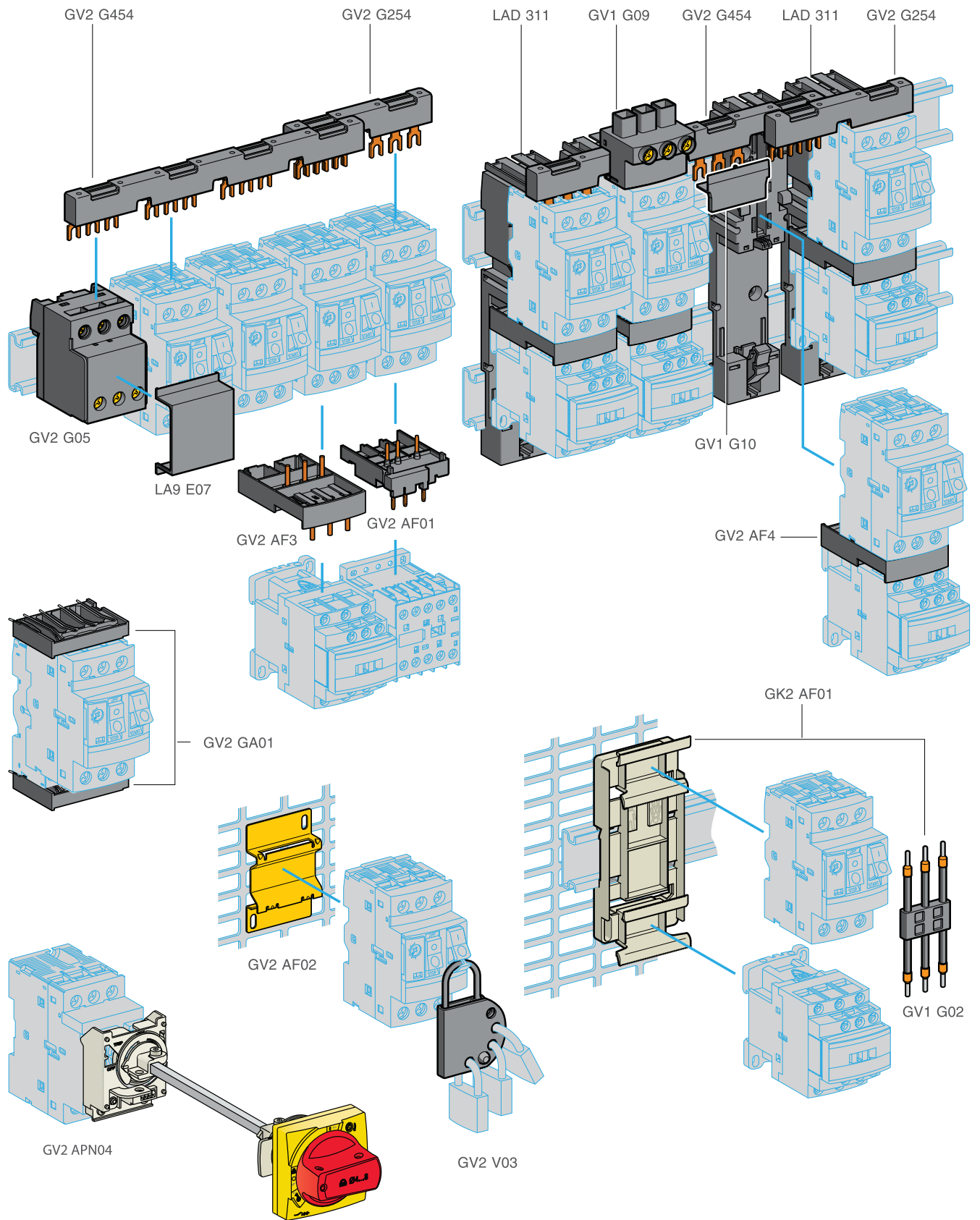
(1) Terminal shields cannot be used together with spreaders.

(2) For mounting direct rotary handle on enclosure door.

This accessory makes it possible to open the door if the device is closed and prevents the device from being closed if the door is open.

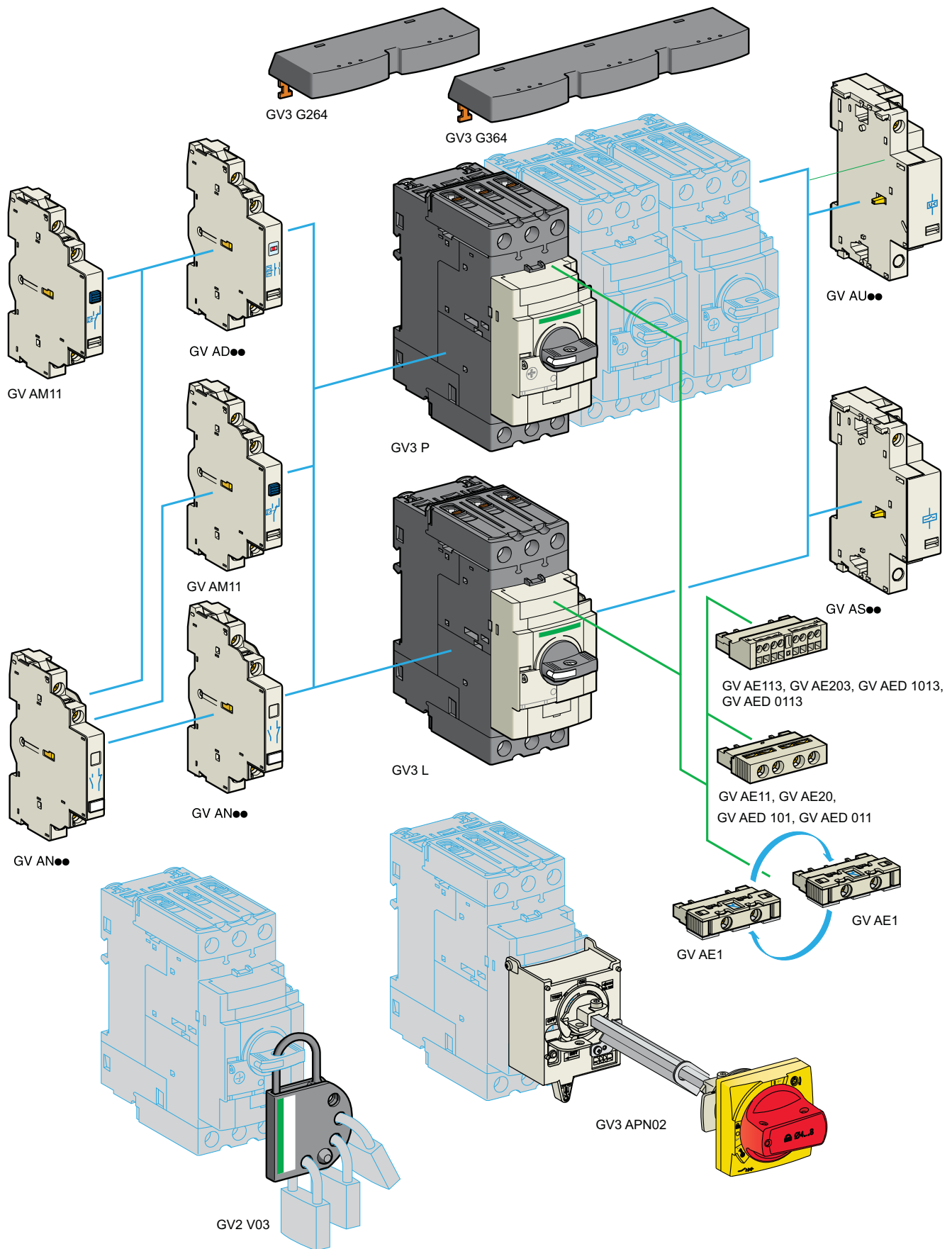
TeSys

Accessories compatibility



TeSys

Accessories compatibility



TeSys Control

TeSys Switches

Vario Switch Disconnectors

[Ithe] Conventional Thermal Current**	Poles Description	Rated Operational Power (AC-23)*	Reference	Unit MRP [₹]
Complete Enclosed Switches				
• Range 12 to 175A, IP 65 Sealable and Lockable				
10	3P	4 kW	VCF02GE	5895
16	3P	5.5 kW	VCF01GE	6410
20	3P	7.5 kW	VCF0GE	7800
25	3P	11 kW	VCF1GE	8360
32	3P	15 kW	VCF2GE	9795
50	3P	22 kW	VCF3GE	15145
63	3P	30 kW	VCF4GE	17720

* Rated Power at 690V
** Ith in enclosure

For Switch Type (Amps)	Mounting Arrangement	Ingress	Reference	Unit MRP [₹]
Operators (Padlockable)				
12 - 40	4 Screw Fixing	IP65	KCF1PZ	1710
63 - 80	4 Screw Fixing	IP65	KCF2PZ	1805
125 - 175	4 Screw Fixing	IP40	KCF3PZ	7310

Vario Switch Disconnectors

[Ithe] Conventional Thermal Current**	Poles Description	Reference	Unit MRP [₹]
Complete Switch with Padlockable Operator			
• Suitable for Front Mounting or Base Mounting			
12	3P	VCF02	3700
20	3P	VCF01	4025
25	3P	VCF0	4695
32	3P	VCF1	4915
40	3P	VCF2	6100
63	3P	VCF3	12520
80	3P	VCF4	10340
125	3P	VCF5	23700
175	3P	VCF6	28725
Switch Bodies			
12		V02	2410
20		V01	2785
25		V0	3305
32		V1	4025
40		V2	4915
63		V3	6855
80		V4	9010
125		V5	18275
175		V6	23335

Accessories

Description	For Use with Switch Bodies	Rating in A	Pole Composition	Earth Contact	Auxiliary Contacts	Reference	Unit MRP [₹]
Vario Add-on Modules (1)							
Main Pole Module	V02/VCF02	12	1P	-	-	VZ02	1725
	V01/VCF01	20	1P	-	-	VZ01	1755
	V0/VCF0	25	1P	-	-	VZ0	1875
	V1/VCF1	32	1P	-	-	VZ1	1825
	V2/VCF2	40	1P	-	-	VZ2	1960
	V3/VCF3	63	1P	-	-	VZ3	2545
	V4/VCF4	80	1P	-	-	VZ4	2545
Neutral Pole Module(2)	V02 / VCF02 to V2 / VCF2	-	1N	-	-	VZ11	2105
	V3 / VCF3 to V4 / VCF4	-	1N	-	-	VZ12	2815
	V5 / VCF5 to V6 / VCF6	-	1N	-	-	VZ13	5815
Earthing Module	V02 / VCF02 to V2 / VCF2	-	-	-	-	VZ14	2070
	V3 / VCF3 to V4 / VCF4	-	-	1	-	VZ15	2440
	V5 / VCF5 to V6 / VCF6	-	-	1	-	VZ16	3795
Auxiliary Contact Block Module	V02/ VCF02 to V6 / VCF6	-	-	-	1NO + 1NC	VZ7	2160
	V2/ VCF02 to V6 / VCF6	-	-	-	2NO	VZ20	2160

(1) For mounting option of modules, please refer to the technical catalogue.

(2) With early make and late break contacts

Description	For Use With	Reference	Unit MRP [₹]
Components for Door Interlocking			
Shaft extension - for Mini-VARIO and VARIO - V02..V2	V02...V2	VZ17	2070
	V02...V2	VZ30	2440
Shaft extension - for Mini-VARIO and VARIO - V3 V4 V5 V6	V3, V4, V5, V6	VZ18	2440
	V3, V4, V5, V6	VZ31	2785
Door interlock plate	VZ17 / VZ30	KZ32	730
	VZ18/31	KZ74	1245
Input Terminal Protection Shrouds			
Terminal Shrouds	V02 - V2	VZ8	705
	V3 - V4	VZ26	610
	V3 - V4	VZ9	730
	V5 - V6	VZ27	610
	V5 - V6	VZ10	925
	V02 - V6	VZ28	1035
	V02 - V6	VZ29	845

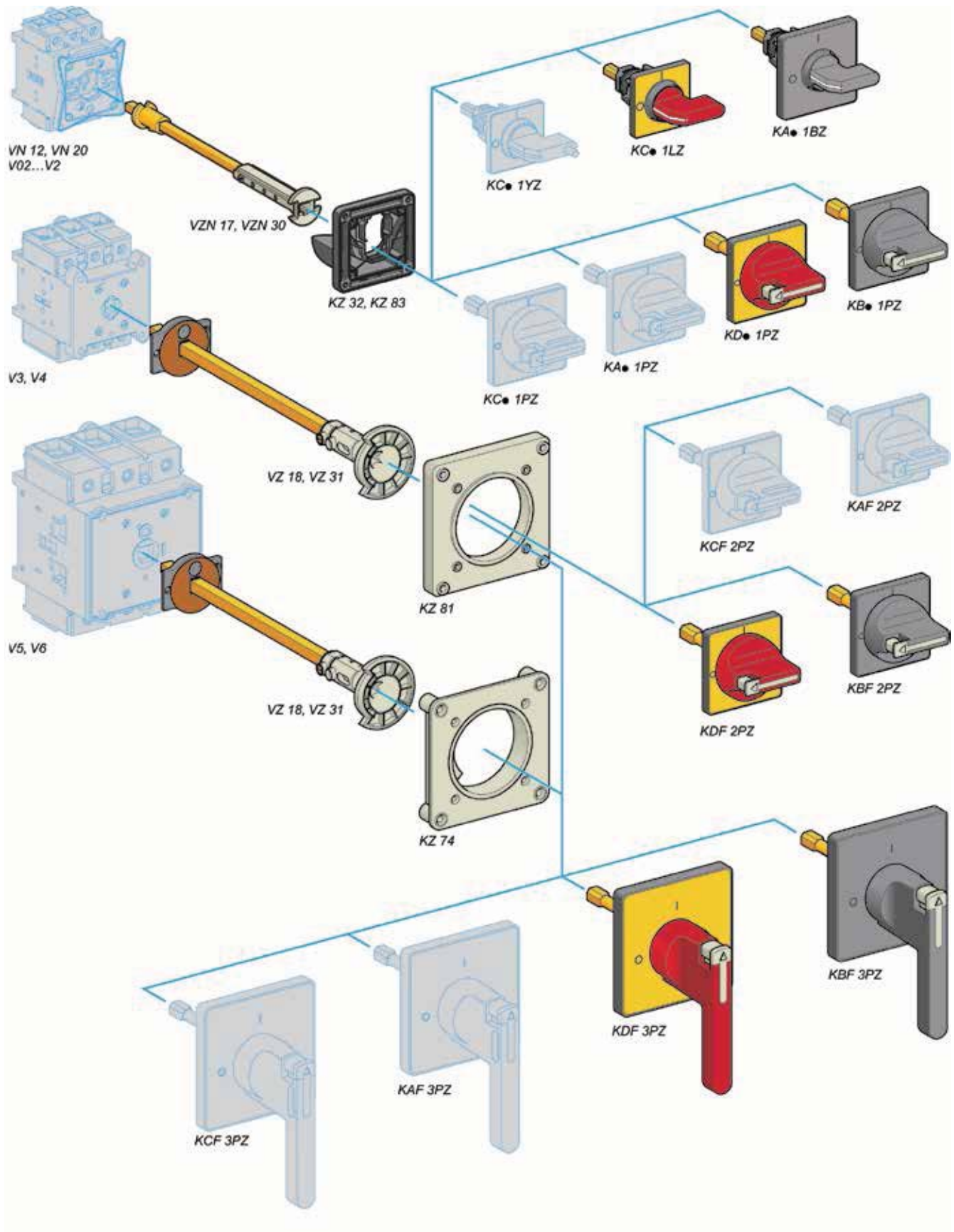
For details on non standard references, technical parameters, accessories, compatibility, stockable and non stockable status please contact Customer Care

☑ NORMAL STOCK ITEMS

W.E.F. April 01st, 2026

TeSys Control

Accessories for Switches





Smarter Load Management with TeSys Island

The Key to Unprecedented Efficiency

Digital Load Manager

TeSys Island - the innovative & digital multifunctional load management solution up to 80A

Industry 4.0

Predictive Maintenance

Cyber Secure



TeSys Active

TeSys Island

• All-in-one Solution for Versatile & Flexible Load Management •

Motor Protection

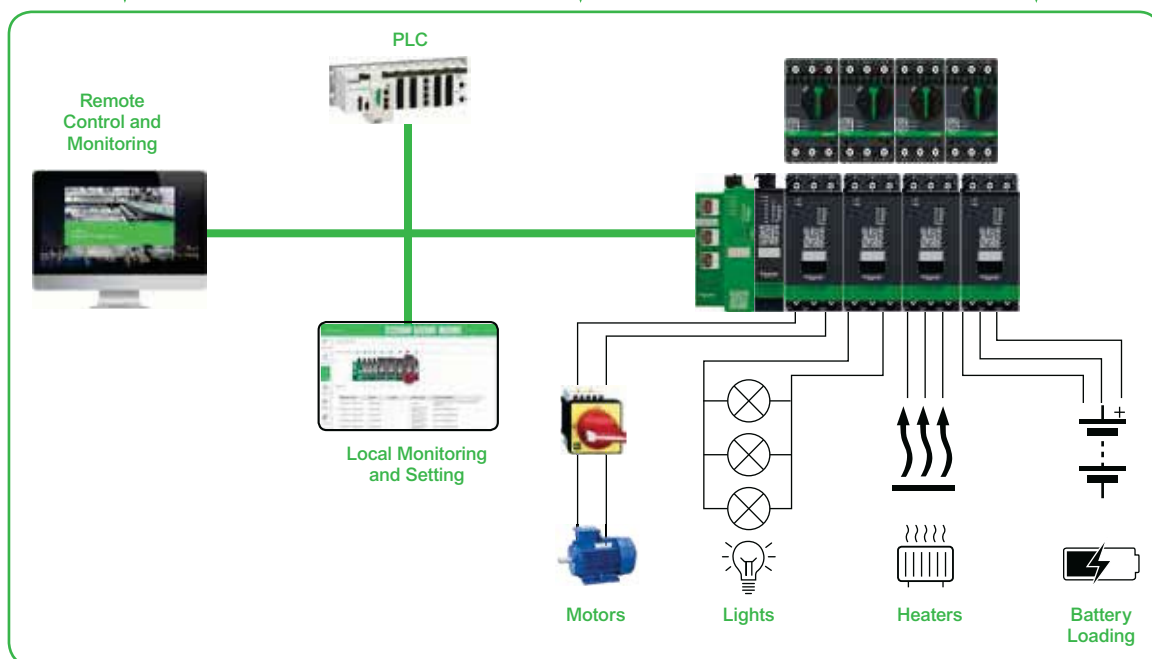
- Motor Overload
- Over/Under Current
- Jam/Stall
- Long Start
- Rapid Restart Lockout

Upstream Protection

- Phase Loss
- Phase Reversal
- Phase Unbalance
- Ground Current Detection

Analytics

- Health Diagnostic
- Energy Management
- Demand Management



Designation	Product Specification	Commercial Reference
TeSys island components		
Standard Starter	9A (AC-3)	TPRST009
Standard Starter	25A (AC-3)	TPRST025
Standard Starter	38A (AC-3)	TPRST038
Standard Starter	65A (AC-3)	TPRST065
Standard Starter	66A (AC-3) - 80A (AC-1)	TPRST080
SIL Starter	9A (AC-3)	TPRSS009
SIL Starter	25A (AC-3)	TPRSS025
SIL Starter	38A (AC-3)	TPRSS038
SIL Starter	65A (AC-3)	TPRSS065
SIL Starter	66A (AC-3) - 80A (AC-1)	TPRSS080
Power interface module	9A (AC-3)	TPRPM009
Power interface module	38A (AC-3)	TPRPM038
Power interface module	80A (AC-3)	TPRPM080
Voltage interface module		TPRVM001
SIL interface module		TPRSM001
Digital I/O module	(4 input - 2 output)	TPRDG4X2
Analog I/O module	(2 input -1 output)	TPRAN2X1
Bus Coupler	EtherNet/IP - Modbus TCP	TPRBCEIP
Bus Coupler	PROFINET	TPRBCPFN
Bus Coupler	PROFIBUS	TPRBCPFIB
Assembly and Wiring Kits		
Kit for reversing starter application	for 9, 25, 38A (size 1 and 2) starters	LAD9R1
Kit for reversing starter application	for 65, 80A (size 3) starters	LAD9R3
Jumper bar 3-pole for Star Delta application	for 9, 25, 38A (size 1 and 2) starters	LAD9P3
Kit for reversing starter application	for 65, 80 A (size 3) starters, a hazard sticker is provided	LAD9SD3S

*Architecture shown above is only for graphical representation

W.E.F. April 01st, 2026

TeSys Control

Ultra motor starters

Introduction

From traditional solution



Ultra motor starter- All in one block for advance protection

Motor circuit breaker:
GV2L



Magnetic protection
> short-circuit protection

Contactor:
LC1D



Control
> Start /Stop

Status monitoring
> signaling
> alarm monitoring

Protection relay:
LRD



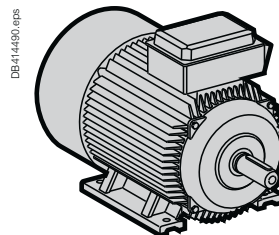
Thermal protection
> overload



Ultra motor starter
> All basic or advanced protection and control functions in one block

and more...

- > Overload indication and alarm
- > Status report, remote control via communication bus



Ultra motor starters
can be used in
80 %
of motor protection and control applications.

TeSys Control

Ultra motor starters



- Total Coordinated Starter – 3 functions in a single device
- Compact Starter, DOL / RDOL upto 18.5kW (38A, AC-3) in 45mm width
- Direct connectivity to Modbus / Profibus / CANopen / DeviceNet
- Higher switching life - 15Million operations, 2Million AC-43 electrical life
- Breaking capacity upto 130kA



Control Unit

Performs all the electrical protection functions to cover main applications from 0 to 38A.

Some of these also provide advanced measurement, alarm and display functions.

4 simple function modules

- Thermal overload alarm Indication of motor load
- Thermal overload signalling and manual reset
- Thermal overloaded signalling and automatic or remote reset.

4 communication modules

- Profibus DP
- CANopen
- DeviceNet
- Modbus.

Power Base

For assembling components, ON/OFF operation and resetting.
 > 3 power bases:
 upto 12A and upto 38A
 > Direct starter and reversing starter models.

40%

“TeSys solutions allow us to reduce the size of our enclosure”
 says a panel builder from the water treatment sector

60%

“Late customization means that we can build 60% of the panels, even though the project design has not yet been completed”
 says an engineer in a food processing industry

Quick Selection

Select 1	+	Select 1	Optional	or	Optional	or	Optional																																																																																																																																																		
Base Power Unit Non-Reversing <table border="1"> <tr><td>LUB</td><td>120</td></tr> <tr><td>0... 12A with terminal</td><td>12</td></tr> <tr><td>0... 12A no terminal</td><td>120*</td></tr> <tr><td>0... 32A with terminal</td><td>32</td></tr> <tr><td>0... 32A no terminal</td><td>320*</td></tr> <tr><td>0... 38A with terminal</td><td>38</td></tr> <tr><td>0... 38A no terminal</td><td>380*</td></tr> </table> Reversing <table border="1"> <tr><td>LU2B</td><td>120</td><td>BL</td></tr> <tr><td>0... 12A with terminal</td><td>12</td><td></td></tr> <tr><td>0... 12A no terminal</td><td>120*</td><td></td></tr> <tr><td>0... 32A with terminal</td><td>32</td><td></td></tr> <tr><td>0... 32A no terminal</td><td>320*</td><td></td></tr> <tr><td>0... 38A with terminal</td><td>38</td><td></td></tr> <tr><td>0... 38A no terminal</td><td>380*</td><td></td></tr> <tr><td>24 V DC</td><td>BL</td><td></td></tr> <tr><td>24 V AC</td><td>B</td><td></td></tr> <tr><td>48...72 VAC or 48 VDC</td><td>ES</td><td></td></tr> <tr><td>110...240 VAC/DC</td><td>FU</td><td></td></tr> </table> *Prewired cables to be ordered separately	LUB	120	0... 12A with terminal	12	0... 12A no terminal	120*	0... 32A with terminal	32	0... 32A no terminal	320*	0... 38A with terminal	38	0... 38A no terminal	380*	LU2B	120	BL	0... 12A with terminal	12		0... 12A no terminal	120*		0... 32A with terminal	32		0... 32A no terminal	320*		0... 38A with terminal	38		0... 38A no terminal	380*		24 V DC	BL		24 V AC	B		48...72 VAC or 48 VDC	ES		110...240 VAC/DC	FU			Control Unit <table border="1"> <tr><td>LUC</td><td>B</td><td>X6</td><td>BL</td></tr> <tr><td>Class 10, 3Ph</td><td>B</td><td></td><td></td></tr> <tr><td>Class 10, 1Ph</td><td>C</td><td></td><td></td></tr> <tr><td>Class 20, 3Ph</td><td>D</td><td></td><td></td></tr> <tr><td>0.15 to 0.6 A</td><td></td><td>X6</td><td></td></tr> <tr><td>0.35 to 1.4 A</td><td></td><td>1X</td><td></td></tr> <tr><td>1.25 to 5 A</td><td></td><td>05</td><td></td></tr> <tr><td>3 to 12 A</td><td></td><td>12</td><td></td></tr> <tr><td>4.5 to 18 A</td><td></td><td>18</td><td></td></tr> <tr><td>8 to 38 A</td><td></td><td>38</td><td></td></tr> <tr><td>24V DC</td><td></td><td></td><td>BL</td></tr> <tr><td>24VAC</td><td></td><td></td><td>B</td></tr> <tr><td>48...72 VAC/48 VDC</td><td></td><td></td><td>ES</td></tr> <tr><td>110...240VAC/DC</td><td></td><td></td><td>FU</td></tr> </table>	LUC	B	X6	BL	Class 10, 3Ph	B			Class 10, 1Ph	C			Class 20, 3Ph	D			0.15 to 0.6 A		X6		0.35 to 1.4 A		1X		1.25 to 5 A		05		3 to 12 A		12		4.5 to 18 A		18		8 to 38 A		38		24V DC			BL	24VAC			B	48...72 VAC/48 VDC			ES	110...240VAC/DC			FU	Communication Module* <table border="1"> <tr><td>LULC</td><td>033</td></tr> <tr><td>Modbus Serial</td><td>033</td></tr> <tr><td>Profibus DP</td><td>07</td></tr> <tr><td>CANopen</td><td>08</td></tr> <tr><td>DeviceNet</td><td>09</td></tr> </table>	LULC	033	Modbus Serial	033	Profibus DP	07	CANopen	08	DeviceNet	09	or	Function Module <table border="1"> <tr><td>LUF</td><td>DH11</td></tr> <tr><td>Fault diff. with manual reset</td><td>DH11</td></tr> <tr><td>Fault diff. with auto reset</td><td>DA10</td></tr> <tr><td>Thermal overload pre-alarm</td><td>W10</td></tr> <tr><td>Motor load indication (4-20mA)</td><td>V2</td></tr> </table>	LUF	DH11	Fault diff. with manual reset	DH11	Fault diff. with auto reset	DA10	Thermal overload pre-alarm	W10	Motor load indication (4-20mA)	V2	or	Auxiliary Contacts Contactor auxiliary contacts <table border="1"> <tr><td>LUFN</td><td>11</td></tr> <tr><td>1NO + 1NC</td><td>11</td></tr> <tr><td>2NC</td><td>02</td></tr> <tr><td>2NO</td><td>20</td></tr> <tr><td>Side contacts 2NO</td><td>LUA8E20</td></tr> </table> Power auxiliary contacts (trip status) <table border="1"> <tr><td>LUA1C</td><td>20</td></tr> <tr><td>1NO + 1NC</td><td>11</td></tr> <tr><td>2NO</td><td>20</td></tr> </table>	LUFN	11	1NO + 1NC	11	2NC	02	2NO	20	Side contacts 2NO	LUA8E20	LUA1C	20	1NO + 1NC	11	2NO	20	Accessories <table border="1"> <thead> <tr><th>Description</th><th>Reference</th></tr> </thead> <tbody> <tr><td>Line spacer for UL508 Type E</td><td>LU9SPO</td></tr> <tr><td>Current limiter 130kA@460V</td><td>LUALB1</td></tr> </tbody> </table>	Description	Reference	Line spacer for UL508 Type E	LU9SPO	Current limiter 130kA@460V	LUALB1
LUB	120																																																																																																																																																								
0... 12A with terminal	12																																																																																																																																																								
0... 12A no terminal	120*																																																																																																																																																								
0... 32A with terminal	32																																																																																																																																																								
0... 32A no terminal	320*																																																																																																																																																								
0... 38A with terminal	38																																																																																																																																																								
0... 38A no terminal	380*																																																																																																																																																								
LU2B	120	BL																																																																																																																																																							
0... 12A with terminal	12																																																																																																																																																								
0... 12A no terminal	120*																																																																																																																																																								
0... 32A with terminal	32																																																																																																																																																								
0... 32A no terminal	320*																																																																																																																																																								
0... 38A with terminal	38																																																																																																																																																								
0... 38A no terminal	380*																																																																																																																																																								
24 V DC	BL																																																																																																																																																								
24 V AC	B																																																																																																																																																								
48...72 VAC or 48 VDC	ES																																																																																																																																																								
110...240 VAC/DC	FU																																																																																																																																																								
LUC	B	X6	BL																																																																																																																																																						
Class 10, 3Ph	B																																																																																																																																																								
Class 10, 1Ph	C																																																																																																																																																								
Class 20, 3Ph	D																																																																																																																																																								
0.15 to 0.6 A		X6																																																																																																																																																							
0.35 to 1.4 A		1X																																																																																																																																																							
1.25 to 5 A		05																																																																																																																																																							
3 to 12 A		12																																																																																																																																																							
4.5 to 18 A		18																																																																																																																																																							
8 to 38 A		38																																																																																																																																																							
24V DC			BL																																																																																																																																																						
24VAC			B																																																																																																																																																						
48...72 VAC/48 VDC			ES																																																																																																																																																						
110...240VAC/DC			FU																																																																																																																																																						
LULC	033																																																																																																																																																								
Modbus Serial	033																																																																																																																																																								
Profibus DP	07																																																																																																																																																								
CANopen	08																																																																																																																																																								
DeviceNet	09																																																																																																																																																								
LUF	DH11																																																																																																																																																								
Fault diff. with manual reset	DH11																																																																																																																																																								
Fault diff. with auto reset	DA10																																																																																																																																																								
Thermal overload pre-alarm	W10																																																																																																																																																								
Motor load indication (4-20mA)	V2																																																																																																																																																								
LUFN	11																																																																																																																																																								
1NO + 1NC	11																																																																																																																																																								
2NC	02																																																																																																																																																								
2NO	20																																																																																																																																																								
Side contacts 2NO	LUA8E20																																																																																																																																																								
LUA1C	20																																																																																																																																																								
1NO + 1NC	11																																																																																																																																																								
2NO	20																																																																																																																																																								
Description	Reference																																																																																																																																																								
Line spacer for UL508 Type E	LU9SPO																																																																																																																																																								
Current limiter 130kA@460V	LUALB1																																																																																																																																																								

*Suitable with 24V DC starter variant only

Note: For prices please contact Customer Care



NEW



Wherever productivity is a concern, intelligence to Motor Control is the solution

Transform Your Conventional MCC into a Smart Powerhouse!

Upgrade to the Intelligent Motor Control Center (iMCC) with TeSys Tera – an advanced intelligent relay that brings next-level protection, real-time insights, and built-in smart features.



TeSys Tera NEW

Experience the enhanced intelligence of your Motor Management System with our new and advanced TeSys Tera.



Sustainable

Versatile

Efficient

Modular



Coming Soon



On-device programming

With direct-to-device connection, setup and configuration has **never been easier**



Modular

Lower installation time, Easy replacement & Reduced customer downtime



Enhanced efficiency

through advanced features such as **Load Shedding** and an **Auto Restart** function



Flexible

with pre-configured designs and **plug-and-play**



Connectivity

Supports integration with multiple industrial protocols Modbus, Profibus, Modbus TCP, EtherNet/IP, Profinet




More data, less downtime

Detailed diagnostics enables **predictive maintenance** to help you stay online more of the time

TeSys Active

Tera Motor Management System

Main Unit



Reference

	LTMT	E	BD
--	------	---	----


Network Protocol

Ethernet IP / Modbus TCP/IP	E	
Modbus	M	
Profibus DP	P	
ProfiNet	PN	

Control Voltage

24 V DC		BD
110-240V AC/DC		FM

Sensor Module



Reference

	LTMT	CT	3	T
--	------	----	---	---

Only current measurement

	CT	
--	----	--

Current and voltage measurement

	CTV	(60...690 V AC)
--	-----	-----------------

Current Range


0.3-3 A	3
2.5-25 A	25
7-70 A*	70
10-100 A**	100

Mounting

Horizontal	T
Vertical	L

*Not applicable for Horizontal CT
** Not applicable for Vertical CT

Expansion Module



Reference

	LTMT	IN42	BD
--	------	------	----

Expansion Type

4DI+2DO	IN42
6DI	IN60
2AI+1AO	AN21
EF+2DI+2DO	ZCT22*
Temperature	PTC


Control Voltage

24 V DC		BD
110-240V AC/DC		FM

*Only applicable with Vertical CT's

TeSys Tera Accessories

Control Operator Unit

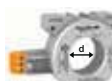


Description	Reference
Powered from LTMT Main Unit	LTMTCUF
Displays parameters, alarms and trip & controls the motor	
Provides the FDR (Fast Device Replacement) service with configuration backup	

Current Transformers

Primary [A]	Secondary [A]	Reference
100	1	LT6 CT1001
200	1	LT6 CT2001
400	1	LT6 CT4001
800	1	LT6 CT8001

Ground Fault CT's



Primary [A]	Internal Ø "d" [mm]	Reference
65	30	50437
85	50	50438
160	80	50439
250	120	50440
400	200	50441
630	300	50442

Connecting Cables

Description	Number and type of connectors	Length m	Reference
For connecting the Main Controller to the Sensor Module	2 x RJ11	0.15	LTMT9RJ1015
		0.2	LTMT9RJ102
		0.5	LTMT9RJ105
For connecting the Main Controller to the LTMTCUF Control Operator Unit	2 x RJ45	1	LTMT9CU10S
For connecting the Main Controller to the Expansion Module	2 x RJ45	3	LTMT9CU30S
		0.1	LTMT9RJ401
		1	LTMT9EX10

Description	Composition	Reference
Programming software SoMove	1 Program for each PC	On request
Connection cable for PC	USB to RJ45 cable	TCSMCNAM3M002P

ComPact NSX

Schneider Electric is proud to introduce the new generation of ComPacT MCCBs. These breakers talk to you, wherever you are, in all transparency. New design complements new wireless connectivity capabilities with our latest wireless auxiliary contact.

ComPact Design



New signature design

- Schneider Electric green signature style for the entire ComPacT range
- Estimated 40% reduction of wiring time for panel builders
- Experience easier installation thanks to a new ergonomic front-plate design
- Gain the confidence that all auxiliaries are on the right spot, and simply double check that you have the right coil rating
- Ergonomic new toggle for easier breaker manual operation

Wireless Auxiliary Contact



Wireless breaker status

- Plug & play technology for clear connection status (0 or 1, no half-way wired)
- Placed in the same position as the wired version, its LED light will give you direct indication in case of a tripping
- If you are away, your ComPacT will send you an immediate notification via EcoStruxure Facility Expert for instance
- Wireless auxiliary accelerates overall wiring time: status communication is done very simply and commissioned wirelessly
- Communication architecture is fully EcoStruxure Power validated, with any application

Ready to meet the new face of ComPact?



Meet the new generation of ComPacT™ circuit breakers with semi-transparent faceplate, screwless auxiliaries and remote monitoring features.

Learn about the benefits of the ComPacT range here:
se.com/compact-nsx

EasyPact CVS

Fixed Thermal Magnetic Trip Unit (TMD)



- Ics = 100% Icu as per IEC 60947-2
- Suitable for Isolation
- Transparent Cover for trip unit as Standard
- Class II front face
- Single frame size 16-250A

Breaking Capacity as per IEC 60947-2	Rated Current	Three Pole Reference	Unit MRP [₹]	Four Pole Reference	Unit MRP [₹]
EasyPact CVS 100 to 630A Overload Setting (Ir) 0.7 - 1 x In					
36kA	16A	LV510330 <input checked="" type="checkbox"/>	15830	LV510340	19780
	25A	LV510331 <input checked="" type="checkbox"/>	15830	LV510341	19780
	32A	LV510332 <input checked="" type="checkbox"/>	15830	LV510342 <input checked="" type="checkbox"/>	19780
	40A	LV510333 <input checked="" type="checkbox"/>	15830	LV510343 <input checked="" type="checkbox"/>	19780
	50A	LV510334 <input checked="" type="checkbox"/>	15830	LV510344	19780
	63A	LV510335 <input checked="" type="checkbox"/>	15830	LV510345 <input checked="" type="checkbox"/>	19780
	80A	LV510336 <input checked="" type="checkbox"/>	15830	LV510346	19780
	100A	LV510337 <input checked="" type="checkbox"/>	15830	LV510347 <input checked="" type="checkbox"/>	19780
	125A	LV516332 <input checked="" type="checkbox"/>	17570	LV516342	21820
	160A	LV516333 <input checked="" type="checkbox"/>	23280	LV516343	27730
	200A	LV525332	33530	LV525342 <input checked="" type="checkbox"/>	41540
Breaking Capacity as per IEC 60947-2	Rated Current	Three Pole Reference	Unit MRP [₹]	Four Pole Reference	Unit MRP [₹]
36kA	250A	LV525333	37190	LV525343 <input checked="" type="checkbox"/>	46020
	320A	LV540305	50840	LV540308 <input checked="" type="checkbox"/>	63080
	400A	LV540306	51140	LV540309 <input checked="" type="checkbox"/>	63640
	500A	LV563305 <input checked="" type="checkbox"/>	57970	LV563308 <input checked="" type="checkbox"/>	73420
	630A	LV563307 <input checked="" type="checkbox"/>	66380	LV563310 <input checked="" type="checkbox"/>	83780

Please contact Customer Care Center for Stockable and Non stockable status of references.

NORMAL STOCK ITEMS

W.E.F. April 01st, 2026

EasyPact CVS

Auxiliary Contacts (Changeover) Multifunction

Description	Reference	Unit MRP [₹]
OF or SD or SDE or SDV	29450 <input checked="" type="checkbox"/>	1430
OF or SD or SDE or SDV low level	29452	1730
SDE adapter for trip unit TM or MA or ETS 2.3 #	LV429451 <input checked="" type="checkbox"/>	1320

To be considered alongwith SDE contact for MCCB with TMD/ETS 2.3/MA Trip Unit

Voltage Releases

Description	Shunt Release Reference	Unit MRP [₹]	Undervoltage Reference	Unit MRP [₹]
AC				
220-240 V 50/60 Hz	LV429387 <input checked="" type="checkbox"/>	4120	LV429407 <input checked="" type="checkbox"/>	5110

Installation Accessories

Description	Upto 100A only Reference	Unit MRP [₹]	160/250A Reference	Unit MRP [₹]	400/630A Reference	Unit MRP [₹]
Spreaders & Phase Barriers						
Spreaders (Set of 3) 3P	LV431563_IN <input checked="" type="checkbox"/>	820	LV431563 <input checked="" type="checkbox"/>	1070	32492 <input checked="" type="checkbox"/>	2870
Spreaders (Set of 4) 4P	LV431564_IN <input checked="" type="checkbox"/>	1100	LV431564 <input checked="" type="checkbox"/>	1420	32493 <input checked="" type="checkbox"/>	3590
Phase Barriers (Set of 6)	*		*		LV432570 <input checked="" type="checkbox"/>	1350

Rotary Handles

Description	100/160/250A Reference	Unit MRP [₹]	400/630A Reference	Unit MRP [₹]
Direct rotary handle				
Standard black handle	LV429337 <input checked="" type="checkbox"/>	2090	LV432597 <input checked="" type="checkbox"/>	3150
Extended rotary handle				
Standard extended rotary handle	LV429338_IN <input checked="" type="checkbox"/>	2870	LV432598_IN <input checked="" type="checkbox"/>	5100

Please contact Customer Care Center for Stockable and Non stockable status of references.

NORMAL STOCK ITEMS

W.E.F. April 01st, 2026

AC Miniature Circuit Breakers - xC60 - IS/IEC 60898-1



- Breaking Capacity as per IEC 60898 and IS/IEC 60898-1, Icn = 10kA
- Can be used for DC application upto 60V per pole
- Higher Installation Life: Energy Limitation Class 3, Fast Closure Mechanism
- Ease, Speed and Flexibility of installation - Biconnect, Line-Load Reversible
- Field-fittable auxiliaries for advance protection and monitoring
- Positive Contact Indication for assurance of disconnection

[In] Rated Current (A)	1 Pole Reference	Unit MRP [₹]	2 Pole Reference	Unit MRP [₹]	3 Pole Reference	Unit MRP [₹]	4 Pole Reference	Unit MRP [₹]
Module Width**	1 mod		2 mod		3 mod		4 mod	
MOQ	12 Nos.		6 Nos.		4 Nos.		3 Nos.	
B curve								
6	A9N1P06BGN <input checked="" type="checkbox"/>	535	A9N2P06BGN <input checked="" type="checkbox"/>	1615	A9N3P06BGN <input checked="" type="checkbox"/>	2678	A9N4P06BGN	3421
10	A9N1P10BGN <input checked="" type="checkbox"/>	535	A9N2P10BGN <input checked="" type="checkbox"/>	1615	A9N3P10BGN <input checked="" type="checkbox"/>	2678	-	-
16	A9N1P16BGN <input checked="" type="checkbox"/>	535	A9N2P16BGN <input checked="" type="checkbox"/>	1615	A9N3P16BGN <input checked="" type="checkbox"/>	2678	A9N4P16BGN	3421
20	A9N1P20BGN <input checked="" type="checkbox"/>	535	A9N2P20BGN <input checked="" type="checkbox"/>	1615	A9N3P20BGN	2678	-	-
25	A9N1P25BGN <input checked="" type="checkbox"/>	535	A9N2P25BGN	1615	A9N3P25BGN <input checked="" type="checkbox"/>	2678	-	-
32	A9N1P32BGN <input checked="" type="checkbox"/>	535	A9N2P32BGN	1615	A9N3P32BGN <input checked="" type="checkbox"/>	2678	A9N4P32BGN	3421
40	A9N1P40BGN <input checked="" type="checkbox"/>	1161	A9N2P40BGN	3506	A9N3P40BGN	3655	A9N4P40BGN	5195
50	A9N1P50BGN	1161	-	-	A9N3P50BGN	3655	-	-
63	A9N1P63BGN <input checked="" type="checkbox"/>	1177	-	-	A9N3P63BGN <input checked="" type="checkbox"/>	4114	A9N4P63BGN	5243
C curve								
1	A9N1P01CGN <input checked="" type="checkbox"/>	820	A9N2P01CGN <input checked="" type="checkbox"/>	2235	A9N3P01CGN <input checked="" type="checkbox"/>	3528	A9N4P01CGN <input checked="" type="checkbox"/>	4440
2	A9N1P02CGN <input checked="" type="checkbox"/>	820	A9N2P02CGN	2235	A9N3P02CGN <input checked="" type="checkbox"/>	3528	A9N4P02CGN <input checked="" type="checkbox"/>	4440
3	A9N1P03CGN <input checked="" type="checkbox"/>	820	A9N2P03CGN <input checked="" type="checkbox"/>	2235	A9N3P03CGN <input checked="" type="checkbox"/>	3528	-	-
4	A9N1P04CGN <input checked="" type="checkbox"/>	820	A9N2P04CGN <input checked="" type="checkbox"/>	2235	A9N3P04CGN <input checked="" type="checkbox"/>	3528	A9N4P04CGN <input checked="" type="checkbox"/>	4440
6	A9N1P06CGN <input checked="" type="checkbox"/>	486	A9N2P06CGN <input checked="" type="checkbox"/>	1615	A9N3P06CGN <input checked="" type="checkbox"/>	2678	A9N4P06CGN <input checked="" type="checkbox"/>	3609
10	A9N1P10CGN <input checked="" type="checkbox"/>	486	A9N2P10CGN <input checked="" type="checkbox"/>	1615	A9N3P10CGN <input checked="" type="checkbox"/>	2678	A9N4P10CGN <input checked="" type="checkbox"/>	3609
16	A9N1P16CGN <input checked="" type="checkbox"/>	486	A9N2P16CGN <input checked="" type="checkbox"/>	1615	A9N3P16CGN <input checked="" type="checkbox"/>	2678	A9N4P16CGN <input checked="" type="checkbox"/>	3609
20	A9N1P20CGN <input checked="" type="checkbox"/>	486	A9N2P20CGN <input checked="" type="checkbox"/>	1615	A9N3P20CGN <input checked="" type="checkbox"/>	2678	A9N4P20CGN <input checked="" type="checkbox"/>	3609
25	A9N1P25CGN <input checked="" type="checkbox"/>	486	A9N2P25CGN <input checked="" type="checkbox"/>	1615	A9N3P25CGN <input checked="" type="checkbox"/>	2678	A9N4P25CGN <input checked="" type="checkbox"/>	3609
32	A9N1P32CGN <input checked="" type="checkbox"/>	486	A9N2P32CGN <input checked="" type="checkbox"/>	1615	A9N3P32CGN <input checked="" type="checkbox"/>	2678	A9N4P32CGN <input checked="" type="checkbox"/>	3609
40	A9N1P40CGN <input checked="" type="checkbox"/>	1161	A9N2P40CGN <input checked="" type="checkbox"/>	2599	A9N3P40CGN <input checked="" type="checkbox"/>	4079	A9N4P40CGN <input checked="" type="checkbox"/>	5243
50	A9N1P50CGN	1161	A9N2P50CGN	2599	A9N3P50CGN	4079	A9N4P50CGN	5243
63	A9N1P63CGN <input checked="" type="checkbox"/>	1177	A9N2P63CGN <input checked="" type="checkbox"/>	2621	A9N3P63CGN <input checked="" type="checkbox"/>	4214	A9N4P63CGN <input checked="" type="checkbox"/>	5460
D curve								
2	A9N1P02DGN <input checked="" type="checkbox"/>	828	A9N2P02DGN <input checked="" type="checkbox"/>	2259	-	-	-	-
3	A9N1P03DGN <input checked="" type="checkbox"/>	828	A9N2P03DGN	2259	A9N3P03DGN <input checked="" type="checkbox"/>	3582	-	-
4	A9N1P04DGN <input checked="" type="checkbox"/>	828	A9N2P04DGN <input checked="" type="checkbox"/>	2259	A9N3P04DGN <input checked="" type="checkbox"/>	3582	-	-
6	A9N1P06DGN <input checked="" type="checkbox"/>	698	A9N2P06DGN <input checked="" type="checkbox"/>	1692	A9N3P06DGN <input checked="" type="checkbox"/>	2821	-	-
10	A9N1P10DGN <input checked="" type="checkbox"/>	698	A9N2P10DGN <input checked="" type="checkbox"/>	1692	A9N3P10DGN <input checked="" type="checkbox"/>	2821	-	-
16	A9N1P16DGN <input checked="" type="checkbox"/>	698	A9N2P16DGN <input checked="" type="checkbox"/>	1692	A9N3P16DGN <input checked="" type="checkbox"/>	2821	A9N4P16DGN <input checked="" type="checkbox"/>	3742
20	A9N1P20DGN <input checked="" type="checkbox"/>	698	A9N2P20DGN <input checked="" type="checkbox"/>	1692	A9N3P20DGN <input checked="" type="checkbox"/>	2821	A9N4P20DGN <input checked="" type="checkbox"/>	3742
25	A9N1P25DGN <input checked="" type="checkbox"/>	698	A9N2P25DGN <input checked="" type="checkbox"/>	1692	A9N3P25DGN <input checked="" type="checkbox"/>	2821	A9N4P25DGN <input checked="" type="checkbox"/>	3742
32	A9N1P32DGN <input checked="" type="checkbox"/>	698	A9N2P32DGN <input checked="" type="checkbox"/>	1692	A9N3P32DGN <input checked="" type="checkbox"/>	2821	A9N4P32DGN <input checked="" type="checkbox"/>	3742
40	A9N1P40DGN <input checked="" type="checkbox"/>	1254	A9N2P40DGN <input checked="" type="checkbox"/>	2747	A9N3P40DGN <input checked="" type="checkbox"/>	4322	A9N4P40DGN <input checked="" type="checkbox"/>	5419
50	-	-	-	-	A9N3P50DGN	4322	-	-
63	A9N1P63DGN <input checked="" type="checkbox"/>	1268	A9N2P63DGN <input checked="" type="checkbox"/>	2780	A9N3P63DGN <input checked="" type="checkbox"/>	4360	A9N4P63DGN <input checked="" type="checkbox"/>	5475

Please contact Customer Care Center for Stockable and Non stockable status of references.

NORMAL STOCK ITEMS

W.E.F. April 01st, 2026

AC Miniature Circuit Breakers - XC60 - IEC - 60947-2



- Breaking Capacity as per IEC 60947-2
 - Icu 15kA - B, C & D Curve: - 1A to 40A
 - Icu 10kA - B & C Curve: - 50 & 63A
 - Icu 6kA - D Curve: - 50 & 63A
- Can be used for DC application upto 60V per pole
- Higher system performance with optimized cost: Cascading*
- Increased System Continuity: Discrimination*
- Higher Installation Life: Energy Limitation Class 3, Fast Closure Mechanism
- Ease, Speed and Flexibility of installation - Biconnect, Line-Load Reversible
- Field-fittable auxiliaries for advance protection and monitoring
- Positive Contact Indication for assurance of disconnection

[In] Rated Current (A)	1 Pole Reference	Unit MRP [₹]	2 Pole Reference	Unit MRP [₹]	3 Pole Reference	Unit MRP [₹]	4 Pole Reference	Unit MRP [₹]
Module Width**	1 mod		2 mod		3 mod		4 mod	
MOQ	12 Nos.		6 Nos.		4 Nos.		3 Nos.	
B curve								
6	A9N1P06BIN ✓	551	A9N2P06BIN ✓	1662	A9N3P06BIN ✓	2759	-	-
10	A9N1P10BIN ✓	551	A9N2P10BIN ✓	1662	A9N3P10BIN ✓	2759	-	-
16	A9N1P16BIN ✓	551	A9N2P16BIN ✓	1662	A9N3P16BIN ✓	2759	-	-
20	A9N1P20BIN ✓	551	A9N2P20BIN ✓	1662	-	-	-	-
25	A9N1P25BIN ✓	551	-	-	A9N3P25BIN ✓	2759	-	-
32	A9N1P32BIN ✓	551	-	-	A9N3P32BIN ✓	2759	A9N4P32BIN ✓	3718
40	A9N1P40BIN ✓	1196	-	-	-	-	A9N4P40BIN ✓	5351
63	A9N1P63BIN ✓	1212	-	-	A9N3P63BIN ✓	4238	A9N4P63BIN ✓	5401
C curve								
1	A9N1P01CIN ✓	845	A9N2P01CIN ✓	2303	A9N3P01CIN ✓	3634	A9N4P01CIN ✓	4573
2	A9N1P02CIN ✓	845	A9N2P02CIN ✓	2303	A9N3P02CIN ✓	3634	A9N4P02CIN ✓	4573
3	A9N1P03CIN ✓	845	A9N2P03CIN ✓	2303	A9N3P03CIN ✓	3634	-	-
4	A9N1P04CIN ✓	845	A9N2P04CIN ✓	2303	A9N3P04CIN ✓	3634	A9N4P04CIN ✓	4573
6	A9N1P06CIN ✓	501	A9N2P06CIN ✓	1662	A9N3P06CIN ✓	2759	A9N4P06CIN ✓	3718
10	A9N1P10CIN ✓	501	A9N2P10CIN ✓	1662	A9N3P10CIN ✓	2759	A9N4P10CIN ✓	3718
16	A9N1P16CIN ✓	501	A9N2P16CIN ✓	1662	A9N3P16CIN ✓	2759	A9N4P16CIN ✓	3718
20	A9N1P20CIN ✓	501	A9N2P20CIN ✓	1662	A9N3P20CIN ✓	2759	A9N4P20CIN ✓	3718
25	A9N1P25CIN ✓	501	A9N2P25CIN ✓	1662	A9N3P25CIN ✓	2759	A9N4P25CIN ✓	3718
32	A9N1P32CIN ✓	501	A9N2P32CIN ✓	1662	A9N3P32CIN ✓	2759	A9N4P32CIN ✓	3718
40	A9N1P40CIN ✓	1196	A9N2P40CIN ✓	2677	A9N3P40CIN ✓	4201	A9N4P40CIN ✓	5401
50	A9N1P50CIN ✓	1196	A9N2P50CIN ✓	2677	A9N3P50CIN ✓	4201	A9N4P50CIN ✓	5401
63	A9N1P63CIN ✓	1212	A9N2P63CIN ✓	2702	A9N3P63CIN ✓	4341	A9N4P63CIN ✓	5625
D curve								
2	A9N1P02DIN ✓	852	A9N2P02DIN ✓	2327	-	-	-	-
3	A9N1P03DIN ✓	852	-	-	A9N3P03DIN ✓	3690	-	-
4	A9N1P04DIN ✓	852	A9N2P04DIN ✓	2327	A9N3P04DIN ✓	3690	-	-
6	A9N1P06DIN ✓	719	A9N2P06DIN ✓	1744	A9N3P06DIN ✓	2907	-	-
10	A9N1P10DIN ✓	719	A9N2P10DIN ✓	1744	A9N3P10DIN ✓	2907	-	-
16	A9N1P16DIN ✓	719	A9N2P16DIN ✓	1744	A9N3P16DIN ✓	2907	A9N4P16DIN ✓	3855
20	A9N1P20DIN ✓	719	A9N2P20DIN ✓	1744	A9N3P20DIN ✓	2907	A9N4P20DIN ✓	3855
25	A9N1P25DIN ✓	719	A9N2P25DIN ✓	1744	A9N3P25DIN ✓	2907	A9N4P25DIN ✓	3855
32	A9N1P32DIN ✓	719	A9N2P32DIN ✓	1744	A9N3P32DIN ✓	2907	A9N4P32DIN ✓	3855
40	A9N1P40DIN ✓	1292	A9N2P40DIN ✓	2830	A9N3P40DIN ✓	4452	A9N4P40DIN ✓	5583
50	-	-	-	-	A9N3P50DIN ✓	4452	A9N4P50DIN ✓	5583
63	A9N1P63DIN ✓	1306	A9N2P63DIN ✓	2864	A9N3P63DIN ✓	4491	A9N4P63DIN ✓	5639

***Coming Soon

Please contact Customer Care Center for Stockable and Non stockable status of references.

✓ NORMAL STOCK ITEMS

W.E.F. April 01st, 2026

DC Miniature Circuit Breakers - C60H



- Specially designed MCB for enhanced protection in DC installation
- Magnetic Arc Chutes to quick break DC current in event of fault
- Breaking capacity 6kA as per IEC 60947-2
- Voltage Rating: 1P - 250 V DC & 2P - 500 V DC
- Impulse Voltage: 6 kV
- Higher Installation Life: Energy Limiting Class: 3

[In] Rated Current (A)	Module Width 18mm/ module	1 Pole Reference	Unit MRP [₹]	Module Width 18mm/ module	2 Pole Reference	Unit MRP [₹]
MOQ		12 Nos.		6 Nos.		
C60H-DC						
0.5	1	A9N61500	2104	2	A9N61520	4620
1	1	A9N61501 <input checked="" type="checkbox"/>	1535	2	A9N61521 <input checked="" type="checkbox"/>	3167
2	1	A9N61502 <input checked="" type="checkbox"/>	1535	2	A9N61522 <input checked="" type="checkbox"/>	3167
3	1	A9N61503 <input checked="" type="checkbox"/>	1535	2	A9N61523 <input checked="" type="checkbox"/>	3167
4	1	A9N61504 <input checked="" type="checkbox"/>	1535	2	A9N61524 <input checked="" type="checkbox"/>	3167
5	1	A9N61505	1535	2	A9N61525	3167
6	1	A9N61506 <input checked="" type="checkbox"/>	1260	2	A9N61526 <input checked="" type="checkbox"/>	2577
10	1	A9N61508 <input checked="" type="checkbox"/>	1260	2	A9N61528 <input checked="" type="checkbox"/>	2577
16	1	A9N61511 <input checked="" type="checkbox"/>	1260	2	A9N61531 <input checked="" type="checkbox"/>	2577
20	1	A9N61512 <input checked="" type="checkbox"/>	1260	2	A9N61532 <input checked="" type="checkbox"/>	2577
25	1	A9N61513 <input checked="" type="checkbox"/>	1260	2	A9N61533 <input checked="" type="checkbox"/>	2577
32	1	A9N61515 <input checked="" type="checkbox"/>	1453	2	A9N61535 <input checked="" type="checkbox"/>	2577
40	1	A9N61517 <input checked="" type="checkbox"/>	1728	2	A9N61537 <input checked="" type="checkbox"/>	3799
50	1	A9N61518 <input checked="" type="checkbox"/>	1728	2	A9N61538 <input checked="" type="checkbox"/>	3799
63	1	A9N61519 <input checked="" type="checkbox"/>	1728	2	A9N61539 <input checked="" type="checkbox"/>	3799

Special application MCBs



Solar Application – PV DC

- DC MCB for multi string PV installations
- Operating Voltage: 800V DC
- Current Rating up to 25A
- Complies to IEC / EN 60947-2



Rail Application* (including Rolling Stock)

- Shock & vibration resistant (IEC 61373) – Cat 1, Class B
- Complies to EN 45545 HL2
- Complies to IEC / EN 60947-2



UL MCB

- Type: UL1077, UL489
- Breaking Capacity of 10kA
- Complies to IEC 60947-2 / UL1077 / UL489 / CSA

Note:

Please contact nearest Schneider Electric sales office or Customer Care for Reference and prices of Application Specific MCBs

*Rail Application RCDs are also available on demand **18mm/module

Residual Current Devices (RCDs) - For Human and Fire Protection



**30
mA**

Use of **30mA RCDs** is now **mandatory** for all **domestic intallations** in India (NEC 2023)



Schneider Electric provides voltage independent RCDs which work on current sensing technology and provide protection from residual current even at extra low voltages (down to zero volts) and in case of break of neutral.

**SI
Type**

Schneider Electric offers SI RCD built to operate in electrically polluted or installation in aggressive environments:

- Flourescent / Variable lighting with Electronic ballast
- Powerful IT / Telecom equipment / Air conditioning
- Severe Atmosphere - High lighting risk / Swimming pools

* for Measures relating to Safety and Electric supply

W.E.F. April 01st, 2026

AC Residual Current Circuit Breakers - xID



Suitable for
ComReady
Auxiliary



- Complies to IEC/EN 61008-1 and IS 12640
- AC Type
- Selective range available for time based discrimination
- Easy Monitoring: Earth fault indication and Test Button on front face
- Mandatory to use OF-S auxiliary to add any indication or tripping auxiliary

[In] Rated Current (A)	Earth-Leakage Sensitivity (mA)	Module Width 18mm/module	2 Pole Reference	Unit MRP ₹	Module Width 18mm/module	4 Pole Reference	Unit MRP ₹
25	30	2	A9N16201	5571	4	A9N16251	7819
	100	2	A9N16203	6183	4	A9N16253	8310
	300	2	A9N16202	6371	4	A9N16252	8555
40	30	2	A9N16204	6558	4	A9N16254	7697
	100	2	A9N16205	7070	4	A9N16255	8356
	300	2	A9N16206	7415	4	A9N16256	8678
63	30	2	A9N16208	7897	4	A9N16258	8913
	100	2	A9N16209	8492	4	A9N16259	9872
	300	2	A9N16210	8663	4	A9N16260	9918
80	30	2	A9N16212	13274	4	A9N16261	15723
	100	2	A9N16213	13496	4	A9N16262	15976
	300	2	-	-	4	A9N16263	16062

AC Residual Current Circuit Breakers (RCCBs) - iID



- Complies to IEC 61008-1
- AC Type
- Degree of pollution: 3 (suitable for industrial environment)
- Electrical ON/OFF indication by using OFSP auxiliary

Poles Description	[In] Rated Current (A)	Earth-Leakage Sensitivity (mA)	Module Width 18mm/module	Reference	Unit MRP ₹
4P	100	30	4	**A9R11491	On Request
		100	4	**A9R12491	On Request
		30	4	A9R11492	On Request
	125	100	4	A9R12492	On Request
		300	4	A9R14492	On Request

Note: **For 100A RCCB Auxiliary kindly contact Customer Care

AC Residual Current Breaker Overload (RCBO) - DPN N Vigi



Suitable for
ComReady
Auxiliary



- Complies to IEC/EN 61009
- AC Type Tripping characteristics - C curve
- Overvoltage category (IEC 60364): IV
- Suitable for indication & tripping auxiliaries

Poles Description	[In] Rated Current (A)	Earth-Leakage Sensitivity (mA)	Module Width 18mm/module	Reference	Unit MRP ₹
1P+N	6	30	2	A9N19661	8601
		300	2	A9N19681	8736
	10	30	2	A9N19663	8601
		300	2	A9N19683	8736
	16	30	2	A9N19665	8601
		300	2	A9N19685	8736
	20	30	2	A9N19666	8601
		300	2	A9N19686	8736
	25	30	2	A9N19667	8601
		300	2	A9N19687	8736
	32	30	2	A9N19668	8601
		300	2	A9N19688	8736
	40	30	2	A9N19669	10882
		300	2	A9N19689	11071

Note: Application specific RCDs also available with 10mA, 500mA and 1000mA sensitivities

Please contact nearest Schneider Electric Sales Office or Customer Care Center for Reference and Prices

Please contact Customer Care Center for Stockable and Non stockable status of references.

✓ NORMAL STOCK ITEMS

W.E.F. April 01st, 2026

SI Type Residual Current Circuit Breakers (RCCBs) - xID SI



- Complies to IEC/EN 61008-1
- SI RCDs offer enhanced immunity against Electrical Disturbances; Polluted and Corrosive environments - Guaranteed performance in harsh operating conditions
- Ensures continuity of supply in networks with:
 - Transient overvoltages
 - Loads generating HF leakage current i.e. harmonics
 - Loads generating continuous leakage current
- Ensures tripping on genuine earth fault in networks with:
 - Pulsating DC components
 - HF applications which "Blinds" (non-tripping) the conventional RCDs

[In] Rated Current (A)	Earth-Leakage Sensitivity (mA)	Module Width 18mm/module	2 Pole Reference	Unit MRP [₹]	Module Width 18mm/module	4 Pole Reference	Unit MRP [₹]
25	30	2	A9N16234	12960	4	A9N16321	14444
40	30	2	A9N16237	13612	4	A9N16324	14900
63	30	2	A9N16240	14003	4	A9N16327	15298
63	300	2	A9N16246	14109	4	-	-

Vigi Block for xC60 (Add-on RCD Module, 2 & 4 Pole)



- Flexibility to use MCB of any tripping curve to suit applications, ensuring best 3 in 1 protection
- No auxiliary supply required
- AC Class protection
- Degree of pollution: 3 (suitable for industrial environment)
- Immune to nuisance tripping due to transient over voltages

[In] Rated Current (A)	Earth-Leakage Sensitivity (mA)	Module Width 18mm/module	2 Pole Reference	Unit MRP [₹]	Module Width 18mm/module	4 Pole Reference	Unit MRP [₹]
25	30	1.5	A9N26581	10298	3	A9N26595	12995
	100	1.5	A9N26582	11335	3	A9N26596	11540
	300	1.5	A9N26583	11984	3	A9N26597	12420
63	30	2	A9N26611	12459	3.5	A9N26643	12505
	100	2	A9N26612	13194	3.5	A9N26644	13109
	300	2	-	-	3.5	A9N26645	13590

Note: Vigi Block for High Rating up to 125A (C120) and High Breaking Capacity (NG125) available on demand

SI Type Residual Current Breaker Overload (RCBO) - DPN N Vigi SI



- Complies to IEC/EN 61009
- Ensures continuity of supply in networks with:
 - Transient overvoltages
 - Loads generating HF leakage current i.e. harmonics
 - Loads generating continuous leakage current
- Ensures tripping on genuine earth fault in networks with :
 - Pulsating DC components
 - HF applications which "Blinds" (non-tripping) the conventional RCDs

Poles Description	[In] Rated Current (A)	Earth-Leakage Sensitivity (mA)	Module Width 18mm/module	Reference	Unit MRP [₹]
1P+N	6	30	2	A9N19631	17123
	10	30	2	A9N19632	17123
	16	30	2	A9N19634	17123
		300	2	A9N19644	17123
	25	30	2	A9N19636	17123
	32	30	2	A9N19637	17123
	40	30	2	A9N19638	20275
		300	2	A9N19648	22562

*For Prices, please contact nearest Schneider Electric Sales Office or Customer Care Center are Center for Reference and Prices

Please contact Customer Care Center for Stockable and Non stockable status of references.

NORMAL STOCK ITEMS

W.E.F. April 01st, 2026

Acti 9 Active AFDD

Make active safety your new standard

- Integrated arc fault protection for prevention against electrically ignited fires
- AFDD complies to IEC/EN 62606
- RCD complies to IEC/EN 61009-2-1
- Protection Against Series & Parallel Arc

Acti9 iCV40N VigiARC Active, 30 mA, A-SI type



- Ensures tripping on genuine earth fault in networks with :
 - Pulsating DC components
 - HF applications which “Blinds” (non-tripping) the conventional RCDs
- Available in C Curve Configuration

Poles Description	[In] Rated Current (A)	Earth-Leakage Sensitivity (mA)	Module Width 18mm/module	Reference	Unit LP [₹]
1P+N	6	30	2	A9TDNC606	On Request
	10	30	2	A9TDNC610	On Request
	16	30	2	A9TDNC616	On Request
	25	30	2	A9TDNC625	On Request
	32	30	2	A9TDNC632	On Request
	40	30	2	A9TDNC640	On Request

Acti9 iCV40H VigiARC Active, 30 mA, A-SI type




- Ensures tripping on genuine earth fault in networks with :
 - Pulsating DC components
 - HF applications which “Blinds” (non-tripping) the conventional RCDs
- Available in C Curve Configuration
- Seamless connectivity with Wiser 2.0 & ecostruxre through Panel server

Poles Description	[In] Rated Current (A)	Earth-Leakage Sensitivity (mA)	Module Width 18mm/module	Reference	Unit LP [₹]
1P+N	6	30	2	A9TDND606	On Request
	10	30	2	A9TDND610	On Request
	16	30	2	A9TDND616	On Request
	20	30	2	A9TDND620	On Request
	25	30	2	A9TDND625	On Request
	32	30	2	A9TDND632	On Request

Common Auxiliaries for xC60 / RCDs Range

- Field-fittable auxiliaries (clip fitted) mounted on left side with maximum width of 54mm
- Order: Tripping Auxiliaries (MN first) followed by Indication Auxiliaries (SD first)



Type	Module Width 18mm/module	Reference	Unit MRP [₹]
Indication Auxiliaries			
Acti9 A9N iOF bottom wiring 0.1-6A aux	0.5	A9N26904	3686
Acti9 A9N SD bottom wiring 0.1-6A aux	0.5	A9N26907	2080
Acti9 A9N OF/SD+OF top/bt wir 0.1-6A aux	0.5	A9N26909	5297
Acti9 A9A iOF bottom wiring 0.1-6A aux	0.5	A9A26904	1837
Acti9 A9A iOF/SD+OF t&b wire 0.1-6A aux	0.5	A9A26909	5628
OF+SD24 auxiliary contact (ComReady)	0.5	A9N26899	4662
Protection Auxiliaries – Trip Indication on front face			
MN Under-voltage Release 220-240V AC	1	A9N26960	7492
MSU Over-voltage Release 275V AC	1	A9N26500	8871
Tripping Auxiliaries – Trip Indication on front face			
MX + OF Shunt Release 110-415V AC: for Remote tripping of Circuit Breaker	1	A9N26946	4873
MX + OF Shunt Release 12-24V AC/DC: for Remote tripping of Circuit Breaker	1	A9N26948	4873
Auxiliary Switch for RCCBs – Mandatory for use of Auxiliaries with RCCBs			
Auxiliary switch for RCCB up to 80A (OF-S)	0.5	A9N26923	8616
Auxiliary switch for RCCBs 125A (OFSP)	0.5	A9N16940	4376

Accessories



Type	Description	Reference	Unit MRP [₹]
Rotary Handle*	Breaker Switching Sub-Assembly	27046	7843
Rotary Handle*	Extended, Disconnectable handle	27047	3960
Padlock** (bag of 2)		26970	1675
Aluminum cable terminal**		27060	986
Spacer		A9N27062	390

* for xC60, C120, DPN N Vigi, C60H-DC, xSW - Multi poles only

Note:

For all above Reference MOQ = 1

Please contact Customer Care Center for Stockable and Non stockable status of references.

NORMAL STOCK ITEMS

W.E.F. April 01st, 2026

Protection Against Lightning Strikes And Switching Surges



For all low voltage switchboards and electrical enclosures:

Comprehensive range

- To ensure the protection of equipment connected to:
- Low voltage networks,
- Telecommunications networks,
- Computer networks.
- Easy to implement and use.
- Compatibility with all earthing systems (TT, TNS, TNC, IT).
- Technical and aesthetic consistency

Continuity of service and certified safety

Schneider Electric certified coordination between the surge arrester and its disconnection circuit breaker.

Compliance with standards: IEC/EN 61643-11.



More and more electrical equipment today is sensitive to overvoltages caused by lightning.



90%

of power outlets supply equipment incorporating electronic devices.



iQuick PRD “built-in” technology surge arresters, a Schneider Electric innovation, incorporate their own disconnection circuit breaker: easy to choose and simple to install for greater effectiveness.



Up to **30%** of installation time saved.

W.E.F. April 01st, 2026

Surge Arresters - Type 1+ 2



- Complies to EN/IEC 61643 -11
- Withdraw able type: Easy Replacement
- Inbuilt SPD health Indicator: Also available with remote signaling
- For protection against Direct lightning surge, Indirect lightning surge, Switching surge
- Iimp up to 25kA & Imax upto 40kA
- **Always use a Back-up MCB with your SPD**
- Maximum Operating Voltage [Uc]: 350V

Type	Pole Description	Module Width 18mm/module	Reference	Unit MRP ₹
PRD1 25r	1P	2	16329	26716
	1P + N	4	16330	47016
	3P	6	16331	75511
	3P + N	8	16332	93819

Surge Arresters iPRD - Type 2 (Withdrawable type) (TT, TN-S, TN-C Systems)



- Complies to IEC 61643-11/2011 T2 and EN 61643-11
- For protection against Indirect lightning surge and Switching surge
- Inbuilt health Indicator
- Response time < 25ns
- Imax (8/20 s): 65/40/15/8kA
- Maximum Operating Voltage [Uc]: 340V
- Level of protection, Up: 1.0 - 2.0 kV
- Remote indication contact with 8r/20r/40r/65r
- **Always use a Back-up MCB with your SPD**

Type	Rated Voltage (V)	Pole Description	Module Width 18mm/module	Reference	Unit MRP ₹
iPRD8	230	1P	1	A9L08100	6545
	230	1P+N	2	A9L08500	12484
	230/400	3P	3	A9L08300	16849
	230/400	3P+N	4	A9L08600	25432
iPRD8r	230	1P+N	2	A9L08501	14966
	230/400	3P+N	4	A9L08601	30519
iPRD20	230	1P	1	A9L20100	7335
	230	1P+N	2	A9L20500	15692
	230/400	3P	3	A9L20300	20088
iPRD20r	230/400	3P+N	4	A9L20600	28401
	230	1P+N	2	A9L20501	18385
	230/400	3P+N	4	A9L20601	34728
iPRD40	230	1P	1	A9L40100	9107
	230	1P+N	2	A9L40500	18074
	230/400	3P	3	A9L40300	25943
iPRD40r	230/400	3P+N	4	A9L40600	36176
	230	1P	1	A9L40101	10196
	230	1P+N	2	A9L40501	23300
iPRD65r	230/400	3P	3	A9L40301	34913
	230/400	3P+N	4	A9L40601	43418
	230	1P	1	A9L65101	13631
iPRD65r	230	1P+N	2	A9L65501	29696
	230/400	3P	3	A9L65301	38751
	230/400	3P+N	4	A9L65601	50282

Spare Cartridges for iPRD



- Spare Cartridges for iPRD8r, iPRD20r, iPRD40r and iPRD65r
- End of life indication available on front face
- These Cartridges are not compatible with Old SPD range (A9L16...)**

Type	Spare Cartridges for	Reference	Unit MRP ₹
iPRD 65-350	iPRD65r	A9L65102	8533
iPRD 40-350	iPRD40, iPRD40r	A9L40102	6894
iPRD 20-350	iPRD20, iPRD20r	A9L20102	5262
iPRD Neutral	All products (1P+N, 3P+N)	A9L00002	7046

**Spare Cartridges for Old SPD Range (A9L16...) are available on demand - please contact nearest Schneider Electric Sales Office or Customer Care for Reference and prices

Note:

For all above Reference MOQ = 1

Please contact Customer Care Center for Stockable and Non stockable status of references.

NORMAL STOCK ITEMS

W.E.F. April 01st, 2026

iQuick PRD - Type 2 with inbuilt MCB



- Compact SPD with in-built back up MCB - saving on space, MCB selection, wiring time
- Complies to EN/IEC 61643-11
- Withdrawable Type - Cost Efficient - Allows damaged Cartridges to be replaced without having to replace entire SPD
- Inbuilt SPD Health Indicator on front face of device; Remote signaling functionality also available
- Incoming Protection: iQuick PRD 40r (High Risk level) and iQuick PRD 20r (Moderate Risk level)
- Secondary Protection: iQuick PRD 8r is cascade mounted with incoming surge arresters

Type	Pole Description	Module Width 18mm/module	Reference	Unit MRP [₹]
iQuick PRD 8r	1P+N	4	A9L16298	18798
	3P	6.5	A9L16299	30401
	3P+N	7.5	A9L16300	37828
iQuick PRD 20r	1P+N	4	A9L16295	23178
	3P	6.5	A9L16296	36495
	3P+N	7.5	A9L16297	45395
Quick PRD 40r	1P+N	4	A9L16292	28990
	3P	6.5	A9L16293	43432
	3P+N	7.5	A9L16294	53977

Note: Spare / Replacement Cartridges available - For Reference and prices contact nearest sales office or customer care

Photovoltaic Surge Arresters



- Protection for photovoltaic panels and the DC input to the inverter from overvoltages due to a lightning strike
- Type 2 surge arresters
- Should be installed in switchboard inside the building. If switchboard is located outside, it must be weatherproof
- Withdrawable surge arrester allows damaged Cartridges to be replaced quickly
- Inbuilt SPD Health Indicator on front face of device; Remote signaling functionality also available

Type	U (cpv) Maximum Operating Voltage (V)	Module Width 18mm/module	Reference	Unit MRP [₹]
iPRD 40r	800	3	A9L40271	14294
	1000	3	A9L40281	17496

Note: Spare / Replacement Cartridges available - For Reference and prices contact nearest sales office or customer care

Surge Arresters for Communication Networks



- Analogue telephone line protection: iPRC surge arrester wired in series to the private installation input, protects the telephones, the modems (including ADSL) etc
- Protection for 2 low-current lines without common potential or 4 lines with common reference potential
- iPRI protects measuring instrument and PLC sensor inputs and the DC power supply inputs up to 53 V and AC power supply inputs up to 37 V

Type	[Ue] Operational Voltage (V)	Module Width 18mm/module	Reference	Unit MRP [₹]
PRI	48 V DC	1	A9L16339	25494
PRC	130 V AC	1	A9L16337	15284

Note:

For all above Reference MOQ = 1
Please contact Customer Care Center for Stockable and Non stockable status of references.

NORMAL STOCK ITEMS

W.E.F. April 01st, 2026

Isolator - xSW



- Complies to IEC/EN 60947-3
- Switching duty: AC - 22A
- Impulse Voltage
 - Upto 80 - 4kV
 - 100 & 125A - 6kV

Poles Description	[In] Rated Current (A)	Module Width 18mm/module	MOQ	Reference	Unit MRP ₹
2	40	2	6	A9S2P040	1079
	63	2	6	A9S2P063	1426
3	40	3	4	A9S3P040	1885
	63	3	4	A9S3P063	2208
4	40	4	3	A9S4P040	2386
	63	4	3	A9S4P063	2598
	100	4	3	A9S4P100	4347
	125	4	3	A9S4P125	4804

Selector Switch - iSSW



- Complies to IEC 60947-5-1 and IEC 60669-1
- Rating 20A, 250V AC
- Electrical life (AC22): 30,000 cycles
- Connection: tunnel terminals cables up to 10 sq. mm

No. of positions	Poles Description	Contacts	Module Width 18mm/module	MOQ	Reference	Unit MRP ₹
2	1	1 C/O	1	12	A9E18070	2308
	2	2 C/O	2	6	A9E18071	3173
	2	1NO + 1NC	1	12	A9E18072	1850
3	1	1 C/O	1	12	A9E18073	2118
	2	2 C/O	2	6	A9E18074	3829

iRO Buzzers



- Audible indication in housing and the tertiary sector
- Sound level of 70dBA at a distance of 60cm

Voltage	Module Width 18mm/module	Reference	Unit MRP ₹
230V AC	1	A9A15322	2852

Please contact Customer Care Center for Stockable and Non stockable status of references.

NORMAL STOCK ITEMS

W.E.F. April 01st, 2026

iCT Contactors



- Complies to IEC 1095, E N 61095
- 4 operating modes switch on front face :
 - Automatic mode
 - Temporary "ON" mode
 - Permanent "ON" mode
 - Shutdown
- Mechanical contact position Indicator
- Safe installation maintenance: lock the contactor in ON position
- Silent operation (20dB) for entire range

Type	Rating (A)	No. of Contacts	Module Width 18mm/module	Reference	Unit MRP [₹]
1P	25	1NO	1	A9C20731	3417
	16	2NO	1	A9C22712	3516
2P	25	2NO	1	A9C20732	4284
	40	2NO	2	A9C20842	9054
	63	2NO	2	A9C20862	9192
3P	25	3NO	2	A9C20833	5418
	40	3NO	2	A9C20843	12028
	63	3NO	3	A9C20863	13072
4P	25	4NO	2	A9C20834	5673
	40	4NO	2	A9C20844	14010
	63	4NO	3	A9C20864	14781
	63	2NO + 2NC	3	A9C20868	17086

Note: 100A Contactor in 2P / 4P - available on request

iTL Impulse Relays



- Complies to IEC/EN 60669-2-2
- Safe maintenance: disconnection of remote control by selector switch
- Manual Controls on front face: 0-I toggle
- Mechanical contact position Indicator
- Maximum 5 operations/min. and 100 switching operations/day
- Degree of pollution: 3 (suitable for industrial environment)

Type	Rating (A)	Control Voltage	No. of Contacts	Module Width	Reference	Unit MRP [₹]
1P	16	230-240 VAC	1NO	1	A9C30811	2299
	32	230-240 VAC	1NO	1	A9C30831	2894
2P	16	230-240 VAC	2NO	1	A9C30812	3633
4P	16	230-240 VAC	4NO	2	A9C30814	7023

iIL Indicator Lights



- Complies to IEC 60947-5-1
- Indicator light with LED technology
- Service life 100,000 hours with constant luminous efficiency

Type	Colour	Module Width 18mm/module	Reference	Unit MRP [₹]
Single Indicator light	Red	1	A9E18320	2291
	Green	1	A9E18321	2291
	Blue	1	A9E18323	2291
	Orange	1	A9E18324	2291
3 phase voltage presence light	Red/Red/Red	1	A9E18327	6742
Single Push Button (1 NO+ 1NC)	Grey	1	A9E18033	3056

Note: For all above Reference MOQ = 1

Please contact Customer Care Center for Stockable and Non stockable status of references.

NORMAL STOCK ITEMS

W.E.F. April 01st, 2026

Communication Auxiliaries



Auxiliary for Protection Devices (OF+SD24)

Auxiliary for Contactors (iACT24)

Auxiliary for Impulse Relays (iATL24)

Description	Module Width	Reference	Unit MRP [₹]
OF+SD24	0.5	A9N26899	4662
iACT24	1	A9C15924	30147
iATL24	1	A9C15424	22583

Reflex iC60 - Integrated Control & Overcurrent Protection Device



- All in One Solution: MCB + Contactor + Impulse Relay + Auxiliary
- 10kA Breaking capacity as per IEC/EN 60947-2
- Ti24 interface: Connection to PLC, Smartlink
- 3 operating modes to cater to a variety of applications
- Safe lock down with Integrated Padlocking
- Simplified maintenance: Front face Indicator allows better reliability

[In] Rated Current (A)	2 Pole Reference	Unit MRP [₹]	3 Pole Reference	Unit MRP [₹]	4 Pole Reference	Unit MRP [₹]
Module Width **	4.5 mod		5.5 mod		6.5 mod	
B Curve						
10	A9C61210	58998	-	-	-	-
C Curve						
10	A9C62210	62643	A9C62310	67092	-	-
16	A9C62216	62643	A9C62316	64774	A9C62416	67404
25	A9C62225	59652	A9C62325	63498	-	-
40	A9C62240	62828	-	-	A9C62440	73689
63	-	-	-	-	A9C62463	75608

Note: **18mm/module



Schneider Electric India Pvt. Ltd.

Corporate Office: 15th Floor, DT-4 Downtown, DLF Phase 3, Sector 25A, Gurugram, Haryana - 122002

Ahmedabad

Schneider Electric India (P) Ltd.
1506-1507, 15th Floor Shapth-5
Opp.Karnavati Club, SG Highway,
Ahmedabad, Gujarat - 380015
Tel.: 079-66826701

Bengaluru

Schneider Electric India (P) Ltd.
No. 3/1, JP Techno Park
Mezzanine Floor, Millers Tank Bund
Road, Vasanth Nagar
Bengaluru - 560052
Tel.: 080-71481351

Bhubaneswar

Schneider Electric India (P) Ltd.
Workloop Co-Working in the property
Office No. 316, Esplanade One Mall
Rasulgarh, Bhubaneswar - 751010

Chennai

Schneider Electric India (P) Ltd.
No: 29, 2nd Floor,
Bannari Amman Towers, B-Block
Dr. Radhakrishnan Road, Mylapore
Chennai - 600 004
Tel.:044-71912000

Cochin

Schneider Electric India (P) Ltd.
Alapatt Properties Private Limited
(Trade Name: Centre A)
Main Door Number: 66/4971
(Old Door Number: 40/6584-H)
7th Floor Alapatt Heritage Building
MG Road Kochi - 682035

Coimbatore

Schneider Electric India Pvt. Ltd.
Mikro Grafeo Services Pvt Ltd.,
Elysium Tower, #21, A.T.T
Colony, Near Honda Office,
Coimbatore, Tamil Nadu - 641018

Hyderabad

Schneider Electric Pvt. Ltd.
4B-4th Floor, Gumidelli Towers,
Prakash Nagar, Begumpet,
Hyderabad - 500016

Indore

Schneider Electric India (P) Ltd.
219, Dhan Trident Building
Vijay Nagar, A.B.Road
Indore - 452001

Jaipur

Schneider Electric India (P) Ltd.
Jaipur Business Centre 309
3rd Floor, Sangam Tower 190
Church Road, Jaipur - 302001
Tel.: 0141-2374810

Kolkata

Schneider Electric (I) Pvt. Ltd.
BN3, Salt Lake, Sector V,
Kolkata - 700091

Lucknow

Schneider Electric India (P) Ltd.
Summit, Plot No. TCG 3/3
6th Floor, 604A/B/C, Vibhuti Khand
Gomti Nagar, Lucknow
Uttar Pradesh - 226010
Tel.: 0522-3500334

Ludhiana

Schneider Electric India (P) Ltd.
SCO 23, 2nd Floor,
Chandigarh Road, Sector 32
Ludhiana, Punjab -141010
Tel.: 0161- 5203011

Mohali

Schneider Electric India (P) Ltd.
2nd Floor, Tower-A
Bestech Business Tower
Mega Information & Technology Park
Industrial Plot No.1, Phase IX
(Expansion), Mohali - 160059
Tel.: 0172-7198200

Mumbai

Schneider Electric India Pvt. Ltd.
L&T Business Park, Tower B,
7th Floor, TC-II, Gate No.5,
Saki Vihar Road, Powai,
Mumbai - 400072

Nagpur

Schneider Electric India (P) Ltd.
6, Vasant Vihar Complex
W.H.C Road, Shankar Nagar
Nagpur - 440010
Tel.: 0712-2558581

Nashik

Schneider Electric India (P) Ltd.
401, 4th Floor, Rishi Raj Towers
Jehan Circle, Gangapur Road
Nashik - 422013
Tel.: 0253-2344333

New Delhi

Schneider Electric India (P) Ltd.
C-56, Mayapuri Industrial Area, Phase-2
New Delhi - 110064
Tel.: 011-61317400

Pune

Schneider Electric India (P) Ltd.
Amar Caliber, GTS No 911, BMCC Road,
OFF F.C. Road, Deccan Gymkhana,
Shivaji Nagar, Pune - 411007
Tel.: 020-67492500

Vadodara

Schneider Electric India (P) Ltd.
Notus IT Park, 10th Floor, Block-D
Sarabhai Campus, Vadiwadi
Vadodara, Gujarat - 390017

Vishakhapatnam

Schneider Electric India (P) Ltd.
D.N.10-1-43, 1st Floor
Ratnam's Business Centre,
Siripuram Fort, C.B.M.Compound
Visakhapatnam - 530016
Tel.: 0891-6675500

Customer Care Centre

Monday-Saturday, 9 a.m. to 8 p.m.

Toll-free numbers: 1800 419 4272, 1800 103 0011

Email: customercare.in@schneider-electric.com

For more information, visit our website at: www.se.com/in

- All Prices are in Indian Rupees
- Prices are subject to change without prior notice
- Product evolution is a continuous process and Schneider Electric reserves the right to modify/withdraw any product at any time without prior notice
- Prices charged will be as prevailing on the date of dispatch
- Invoice Amount = (MRP – less Applicable discount) + Applicable GST %
- Tax incidence on invoices is basis applicable GST rates
- Invoice amount not to exceed MRP
- Product pictures shown are for illustration purpose only; actual product may vary
- Kindly refer product datasheet for detailed specification
- SE recommends to procure products from our authorized sellers only, list of our authorized sellers can be found on <https://www.se.com/in/en/work/support/locator/partner-map/>

Distributor